



FINANCIAL STATEMENT GUIDE

Fiscal Year 2023

Release 2023-1

Updated August 2, 2023

(THIS PAGE INTENTIONALLY LEFT BLANK)

Table of Contents

1 INTRODUCTION	1
<i>BASIS OF ACCOUNTING</i>	2
<i>DESIGN CONCEPTS</i>	2
<i>EXTERNAL FUNDS.....</i>	3
Current Funds.....	3
Loan Funds	3
Endowment Funds.....	3
Capital Projects.....	4
Capital Debt.....	4
Capital Assets	4
Agency Funds	4
<i>COMPONENT UNITS.....</i>	4
<i>EXTERNAL PROGRAMS.....</i>	5
F110 Instruction	5
F120 Research	5
F130 Public Service.....	5
F140 Academic Support	5
F150 Student Services	6
F160 Institutional Support.....	6
F170 Operation and Maintenance of Plant.....	6
F180 Scholarships and Fellowships	6
F190 Auxiliary Operations	6
F200 Depreciation Expense.....	6
F300 Loan Operating Expenses	6
F900 Total Operating Expenses.....	6
2 MANAGEMENT DISCUSSION & ANALYSIS.....	8
MANAGEMENT’S DISCUSSION AND ANALYSIS.....	10
BASIC FINANCIAL STATEMENTS.....	21
3 STATEMENT OF NET POSITION – EXHIBIT A	28
<i>A0XX CURRENT ASSETS</i>	29
<i>A010 CASH AND CASH EQUIVALENTS</i>	29
A011 Cash on Hand	29
A012 Cash in Bank	29
A013 Cash with State Board of Administration.....	29
A019 TOTAL CASH AND CASH EQUIVALENTS	29
<i>A020 INVESTMENTS.....</i>	29
A022 Special Investments with State Treasury	29
A023 Investments with SBA	30
A024 Other Investments	30
A027 Adjustment to FMV SPIA/SBA - Unrestricted.....	30
A028 Adjustment to FMV Other Investments - Unrestricted.....	30
A029 TOTAL INVESTMENTS.....	30

<i>A030 RECEIVABLES</i>	30
A031 Accounts Receivable	30
A032 Interest and Dividends Receivable	30
A033 Contracts and Grants Receivable	30
A034 Allowance for Uncollectibles	31
A039 NET RECEIVABLES	31
<i>A040 DUE FROM OTHER FUNDS</i>	31
A042 Due from Primary Government	31
A043 Due from Component Units	31
A049 Total Due from Other Funds	31
<i>A050 INVENTORIES</i>	32
A051 Supply Inventory	32
A052 Resale Inventory	32
A059 Total Inventories	32
<i>A060 LOANS, LEASES, AND NOTES RECEIVABLE</i>	32
A061 Loans and Notes Receivable	32
A062 Allowance for Uncollectibles	32
A063 Lease Receivables Current	32
A064 Lease Receivables Component Units Current	32
A069 NET LOANS, LEASES, AND NOTES RECEIVABLE	33
<i>A070 OTHER CURRENT ASSETS</i>	33
A071 Prepaid Charges and Other Assets	33
A072 Deposits	33
A079 TOTAL OTHER CURRENT ASSETS	33
A099 TOTAL CURRENT ASSETS	33
<i>A1XX NONCURRENT ASSETS</i>	33
<i>A100 RESTRICTED CASH AND CASH EQUIVALENTS</i>	33
A101 Cash on Hand - Restricted	33
A102 Cash in Bank - Restricted	34
A103 Cash with State Board of Administration - Restricted	34
A109 TOTAL RESTRICTED CASH AND CASH EQUIVALENTS	34
<i>A110 RESTRICTED INVESTMENTS</i>	34
A112 Special Investments with State Treasury - Restricted	34
A113 Investments with SBA - Restricted	34
A114 Other Investments - Restricted	34
A118 Adjustment to FMV Other Investments - Restricted	34
A119 TOTAL RESTRICTED INVESTMENTS	35
<i>A120 LOANS, LEASES, AND NOTES RECEIVABLE</i>	35
A121 Loans and Notes Receivable	35
A122 Allowance for Uncollectibles	35
A123 Lease Receivables Noncurrent	35
A124 Allowance for Uncollectable Lease – Noncurrent	35
A125 Lease Receivables CU Noncurrent	35
A126 Allowance for Uncollectable Lease CU – Noncurrent	35
A129 TOTAL LOANS, LEASES, AND NOTES RECEIVABLE	36
<i>A130 OTHER NONCURRENT ASSETS</i>	36
A131 Prepaid Charges and Other Assets	36
A132 Net Investment in Direct Financing Leases	36
A133 Due From Component Units	36
A134 Other Noncurrent Assets	36
A139 TOTAL OTHER NONCURRENT ASSETS	36

A2XX CAPITAL ASSETS	37
A210 DEPRECIABLE CAPITAL ASSETS	37
A211 Buildings	37
A212 Infrastructure and Other Improvements	37
A213 Furniture and Equipment	37
A214 Library Resources	38
A215 Leasehold Improvements	38
A216 Works of Art & Historical Treasures - Depreciable	38
A217 Computer Software and Other Capital Assets	38
A218 Accumulated Depreciation	38
A219 TOTAL DEPRECIABLE CAPITAL ASSETS	39
A220 NON-DEPRECIABLE CAPITAL ASSETS	39
A221 Land	39
A223 Works of Art & Historical Treasures - Non-Depreciable	39
A229 TOTAL NON-DEPRECIABLE CAPITAL ASSETS	39
A230 RIGHT TO USE LEASES AND SBITA	40
A231 Right to Use Space/Other Leases	40
A232 Accumulated Amortization – Right to Use Space/other Leases	40
A233 Right to Use Equipment Leases	40
A234 Accumulated Amortization Right to Use Equipment Leases	40
A235 SBITAAsset	40
A236 Accumulated Amortization SBITA	40
A239 TOTAL RIGHT TO USE LEASES and SBITA	40
A249 TOTAL NONCURRENT ASSETS	40
A259 TOTAL ASSETS	41
A260 DEFERRED OUTFLOWS OF RESOURCES	41
A261 Accumulated Decrease in Fair Value of Hedging Derivatives	41
A263 Deferred Loss on Bond Debt Refunding	41
A264 Deferred Loss on CoP Debt Refunding	41
A265 Deferred Outflows of Pension Resources	41
A266 Deferred Outflows of Other Post-Employment Benefits	41
A267 Deferred Outflows – Asset Retirement Obligations	41
A268 Deferred Outflows – Other	42
A271 Deferred Outflows Leases	42
A279 TOTAL DEFERRED OUTFLOWS OF RESOURCES	42
A299 TOTAL ASSETS AND DEFERRED OUTFLOWS OF RESOURCES	42
A3XX CURRENT LIABILITIES	45
A310 ACCOUNTS PAYABLE AND ACCRUED LIABILITIES	45
A311 Accounts Payable	45
A312 Construction Contracts Payable	45
A313 Accrued Salaries and Wages	45
A314 Temporary Cash Overdraft	45
A315 Deposits Payable	45
A319 TOTAL ACCOUNTS PAYABLE AND ACCRUED LIABILITIES	45
A320 DUE TO OTHER FUNDS	46
A322 Due to Primary Government	46
A323 Due to Component Units	46
A329 TOTAL DUE TO OTHER FUNDS	46
A331 UNEARNED REVENUE	46
A340 LONG-TERM LIABILITIES - CURRENT PORTION	46
A341 Bonds and Revenue Certificates Payable	46

A342 Loans & Notes Payable – Current.....	46
A343 Installment Purchase Notes Payable.....	46
A344 Right to Use Leases Current.....	47
A345 Accrued Self-Insurance Claims.....	47
A346 Compensated Absences Liability.....	47
A347 Post Employment Health Care Benefits Payable – Current.....	47
A348 Capital Improvement Debt Payable – Current.....	47
A349 Revenue Received in Advance Current.....	48
A351 Asset Retirement Obligation – Current Portion of Long-Term Liability.....	48
A352 HIS - Current Portion of Long-Term Liability.....	48
A353 FRS - Current Portion of Long-Term Liability.....	48
A354 Right to Use Leases CU -Current.....	48
A355 SBITA – Current.....	48
A359 TOTAL LONG-TERM LIABILITIES - CURRENT PORTION.....	48
A361 Other Current Liabilities.....	48
A399 TOTAL CURRENT LIABILITIES.....	48
A4XX NONCURRENT LIABILITIES.....	49
A411 Advances from Other Funds.....	49
A431 Bonds and Revenue Certificates Payable.....	49
A432 Loans and Notes Payable.....	49
A433 Installment Purchase Notes Payable.....	49
A434 Right to Use Leases Noncurrent.....	49
A435 Accrued Self-Insurance Claims.....	50
A436 Compensated Absences Liability.....	50
A437 Other Noncurrent Liabilities.....	50
A438 Due To Component Units.....	50
A439 Right to Use Leases - CU Noncurrent.....	51
A441 Post Employment Health Care Benefits Payable – Noncurrent.....	51
A442 Revenues Received in Advance – Noncurrent.....	51
A443 Asset Retirement Obligations – Noncurrent.....	51
A444 SBITA – Noncurrent.....	51
A445 Pension Liability.....	51
A448 Capital Improvement Debt Payable - Noncurrent.....	51
A449 TOTAL NONCURRENT LIABILITIES.....	52
A459 TOTAL LIABILITIES.....	52
A460 Deferred Inflows of Resources.....	52
A461 Accumulated Increase in Fair Values of Hedging Derivatives.....	52
A462 Deferred Service Concession Arrangement Receipts.....	52
A463 Deferred Gain on Bond Debt Refunding.....	52
A464 Deferred Gain on CoP Debt Refunding.....	52
A465 Deferred Inflows of Pension Resources.....	52
A466 Deferred Inflows of Other Post-Employment Benefits.....	52
A467 Deferred Inflows of Irrevocable Split-Interest Agreements.....	53
A468 Deferred Inflows - Other.....	53
A471 Deferred Inflows Leases.....	53
A479 TOTAL DEFERRED INFLOWS OF RESOURCES.....	53
A499 TOTAL LIABILITIES & DEFERRED INFLOWS OF RESOURCES.....	53
A5XX NET POSITION.....	53
A510 NET INVESTMENTS IN CAPITAL ASSETS.....	53
A520 RESTRICTED.....	54
A521 Nonexpendable Endowment.....	54
A522 Debt Service.....	54
A523 Loans.....	55
A524 Capital Projects.....	55

A525 Other Restricted	55
A526 Expendable Endowment	56
A530 UNRESTRICTED	56
A599 TOTAL NET POSITION	56
AXXX Not To Be Used In Exhibits	56
4 STATEMENT OF REVENUES, EXPENSES,	58
AND CHANGES IN NET POSITION – EXHIBIT B	58
<i>B100 OPERATING REVENUES</i>	<i>59</i>
B105 Student Tuition and Fees	59
B106 Less: Tuition Scholarship Allowances	59
B107 Net Student Tuition and Fees	61
B110 Federal Grants and Contracts	61
B115 State and Local Grants and Contracts	61
B120 Nongovernmental Grants and Contracts	61
B125 Sales & Services of Educational Departments	61
B130 Sales and Services of Auxiliary Enterprises	61
B131 Sales and Services of Component Units	62
B132 Hospital Revenues	62
B133 Royalties and Licensing Fees	62
B134 Gifts and Donations	62
B135 Interest on Loans Receivable	62
B140 Other Operating Revenue	62
B199 TOTAL OPERATING REVENUES	62
<i>B200 OPERATING EXPENSES</i>	<i>63</i>
B205 Compensation and Employee Benefits	63
B210 Services and Supplies	63
B215 Utilities	63
B230 Scholarships and Fellowships	64
B235 Depreciation Expense	64
B240 Self Insurance Claims and Expenses	64
B299 TOTAL OPERATING EXPENSES	64
<i>B300 TOTAL OPERATING INCOME (LOSS)</i>	<i>64</i>
<i>B400 NON-OPERATING REVENUES (EXPENSES)</i>	<i>64</i>
B405 State Appropriations	65
B406 Federal and State Student Financial Aid	65
B407 State Appropriated American Recovery & Reinvestment Act Funds	65
B408 Noncapital Grants, Contracts, and Gifts	65
B410 Investment Income	65
B411 Unrealized Gains and Losses	65
B414 Less: Investment Expenses	65
B415 Net Investment Income	66
B419 Other Non-Operating Revenues	66
B420 Gain/Loss on Disposal of Capital Assets	66
B425 Interest on Asset-Related Debt	66
B430 Other Non-Operating Expenses	66
B499 TOTAL NON-OPERATING REVENUES (EXPENSES)	66
<i>B500 INCOME (LOSS) BEFORE CONTRIBUTIONS AND TRANSFERS</i>	<i>67</i>
<i>B600 CONTRIBUTIONS, TRANSFERS, SPECIAL & EXTRAORDINARY ITEMS</i>	<i>67</i>
B605 Additions to Permanent Endowments	67
B610 Capital Appropriations	67

B615 Capital Grants, Contracts and Donations	67
B620 Fees for Capital Projects.....	67
B680 Other Revenues(Expenses)	67
B694 Special Items	68
B695 Extraordinary Items.....	68
<i>B700 CHANGE IN NET POSITION</i>	<i>68</i>
<i>B800 TOTAL NET POSITION - BEGINNING</i>	<i>68</i>
<i>B850 ADJUSTMENTS TO BEGINNING NET POSITION.....</i>	<i>68</i>
<i>B900 TOTAL NET POSITION - ENDING</i>	<i>68</i>
<i>BXXX NOT TO BE USED IN EXHIBITS</i>	<i>69</i>
5 STATEMENT OF CASH FLOWS	71
<i>EXHIBIT C - STATEMENT OF CASH FLOWS.....</i>	<i>71</i>
<i>C100 CASH FLOWS FROM OPERATING ACTIVITIES.....</i>	<i>72</i>
C101 Tuition and Fees	73
C102 Grants & Contracts	73
C103 Sales & Services of Educational Departments.....	73
C104 Sales and Services of Auxiliary Enterprises	74
C105 Interest on Loans Receivable.....	74
C106 Other Operating Receipts.....	74
C107 Payments to Employees	74
C108 Payments to Suppliers for Goods and Services	75
C109 Payments to Students for Scholarships & Fellowships.....	75
C110 Payment on Self-Insurance Claims & Expenses.....	75
C111 Net Loans Issued to Students.....	75
C112 Loans Issues to Students	75
C113 Student Loans Collections	76
C199 NET CASH PROVIDED FROM OPERATIONS	76
<i>C200 CASH FLOWS FROM NONCAPITAL FINANCING ACTIVITIES</i>	<i>76</i>
C201 State Appropriations	77
C202 Non-Capital Grants, Contracts and Gifts	77
C203 Operating Subsidies and Transfers.....	77
C204 Net Change in Funds Held for Others.....	77
C205 Other Receipts.....	78
C206 Additions to Endowments	78
C207 Federal Direct Loan Program.....	78
C208 Federal Direct Loan Program Disbursements.....	78
C210 Other Expenses	78
C211 Federal and State Student Financial Aid	78
C299 NET CASH FLOWS FROM NONCAPITAL FINANCING ACTIVITIES.....	78
<i>C300 CASH FLOWS FROM CAPITAL & RELATED FINANCING ACTIVITIES</i>	<i>79</i>
C301 Proceeds from Capital Debt & New Lease Obligation.....	79
C302 Capital Appropriations	79
C303 Capital Grants & Contracts.....	80
C304 Fees for Capital Projects.....	80
C305 Capital Subsidies and Transfers.....	80
C306 Proceeds from Sales of Capital Assets.....	80
C307 Other Receipts for Capital Projects	80
C308 Purchase or Construction of Capital Assets.....	80
C309 Principal Paid on Capital Debt and Lease	81
C310 Interest Paid on Asset Related Debt and Lease.....	81

C311 Principal Received on Capital Debt and Lease.....	81
C312 Interest Received on Asset Related Debt and Lease	81
C399 NET CASH FLOWS FROM CAPITAL AND RELATED FINANCING ACTIVITIES	81
<i>C400 CASH FLOWS FROM INVESTING ACTIVITIES</i>	<i>82</i>
C401 Net Change in Investments	82
C402 Investment Income	82
C403 Purchase of Investments	83
C404 Proceeds from Sales & Maturities of Investments	83
C499 NET CASH FLOWS FROM INVESTING ACTIVITIES.....	83
<i>C500 NET CHANGE IN CASH</i>	<i>83</i>
<i>C600 CASH - BEGINNING OF THE YEAR</i>	<i>83</i>
<i>C700 CASH - END OF THE YEAR</i>	<i>83</i>
<i>EXHIBIT D - RECONCILIATION OF OPERATING CASH FLOWS TO.....</i>	<i>84</i>
<i>OPERATING INCOME.....</i>	<i>84</i>
<i>D100 Operating Expense Over Revenue.....</i>	<i>84</i>
<i>D200 Depreciation Expense.....</i>	<i>84</i>
<i>D300 Change in Assets & Liabilities</i>	<i>84</i>
D301 Accounts Receivable	84
D302 Contracts & Grants Receivable	84
D303 Interest Receivable	84
D304 Inventories	85
D305 Loans & Notes Receivable.....	85
D306 Deferred Charges and Other Assets.....	85
D307 Accounts Payable	85
D308 Accrued Salaries and Wages	85
D309 Accrued Insurance Claims	85
D310 Deposits Payable.....	85
D311 Compensated Absences Liability.....	85
D312 OPEB Liability	85
D313 Unearned Revenues.....	85
D314 Other Liabilities	86
D315 Pension Liability	86
D316 Pension Deferred Outflows.....	86
D317 Pension Deferred Inflows.....	86
D318 Deferred Outflows Other Post-Employment Benefits	86
D319 Deferred Inflows – Other Post-Employment Benefits	86
D320 Deferred Inflows – Irrevocable Split Interest.....	86
D321 Deferred Outflows – Asset Retirement Obligations.....	86
D322 Asset Retirement Liability	86
D323 Deferred Outflows – Other	87
D324 Deferred Inflows – Other	87
<i>D400 Net Cash Provided from Operations</i>	<i>87</i>
<i>D500 Supplemental Disclosure of Noncash Capital and Related Financing and Investing Activities</i>	<i>87</i>
D501 Unrealized Gains/Losses on investments	87
D502 Losses from the Disposal of Capital Assets	87
D503 Supplemental Disclosure for Noncash Investing.....	87
D504 Capital Financing Activities	87
6 NOTES TO THE FINANCIAL STATEMENTS	89

7 SCHEDULE OF EXPENDITURES OF FEDERAL AWARDS	143
<i>SCHEDULE REQUIREMENTS.....</i>	<i>144</i>
<i>PROGRAM CLUSTERS.....</i>	<i>144</i>
<i>PROGRAM CLUSTER AND TYPE LOGIC.....</i>	<i>144</i>
<i>SUBRECIPIENT REPORT.....</i>	<i>145</i>
<i>UNIVERSITY</i>	<i>146</i>
<i>SCHEDULE OF SUBRECIPIENT PAYMENTS</i>	<i>146</i>
<i>JUNE 30, 20xx.....</i>	<i>146</i>
APPENDIX A	148
<i>General Ledger Codes.....</i>	<i>148</i>
<i>ASSETS.....</i>	<i>149</i>
<i>LIABILITIES.....</i>	<i>154</i>
<i>NET ASSETS.....</i>	<i>158</i>
<i>REVENUES</i>	<i>158</i>
<i>EXPENSES</i>	<i>162</i>
<i>BUDGETARY ACCOUNTS (not used in Financial Statements)</i>	<i>164</i>
APPENDIX B.....	167
<i>GL to Exhibit Code Lookup.....</i>	<i>167</i>
APPENDIX C.....	179
<i>External Program to Functional Expense Classification Lookup.....</i>	<i>179</i>
APPENDIX D	184
<i>GASB Statements Formats</i>	<i>184</i>
APPENDIX E.....	200
<i>Sample Accounting Entries.....</i>	<i>200</i>
<i>Plant Funds - Administered by DCU.....</i>	<i>200</i>
<i>New Bond Issues.....</i>	<i>201</i>
<i>Capital Improvement and Building Fees.....</i>	<i>203</i>
<i>SUS Construction Trust Fund</i>	<i>205</i>
<i>Capital Facilities Matching Trust Fund</i>	<i>206</i>
<i>Plant Funds - Administered by Universities</i>	<i>209</i>
<i>Bond Refunding</i>	<i>212</i>
<i>Impairment of Assets</i>	<i>215</i>
<i>Checklist for Assessing Capital Asset Impairments</i>	<i>216</i>
<i>GASB 49 – Pollution Remediation Obligation.....</i>	<i>219</i>
<i>Capitalization of Pollution Remediation Outlays.....</i>	<i>220</i>
APPENDIX F	222

<i>AFS REPORTS</i>	222
APPENDIX G	228
<i>DFS Adjustment Form Crosswalk</i>	228
REVISIONS	236

(THIS PAGE INTENTIONALLY LEFT BLANK)

1 INTRODUCTION

Section 216.102, Florida Statutes requires that on or before September 30 of each year, each agency shall submit to the State of Florida Chief Financial Officer, in the form and format prescribed the financial and other information necessary for the preparation of annual financial statements of the State of Florida.

Board of Governors regulation 9.009 – Preparation of the University Financial Statements requires that each University shall prepare its financial statements in accordance with instructions contained in this guide. Universities are required to submit annual financial statements to the Board of Governors on or before September 15th or on the next business day if the 15th concludes on the weekend.

The Governmental Accounting Standards Board (GASB) of the Financial Accounting Foundation (FAF) establishes accounting standards for all state and local governmental entities including government-controlled organizations such as colleges and universities. Until 1999, GASB had not established a comprehensive accounting and reporting model for governmental colleges and universities. Generally governmental colleges and universities report using one of two models:

the *AICPA College Guide* model or

the *Governmental* model

The State University System of Florida chose to report using the AICPA College Guide model.

In November of 1999, the Governmental Accounting Standards Board (GASB) issued *GASB Statement No. 35 “Basic Financial Statements and Management’s Discussion and Analysis - for Public College and Universities”* that included public colleges and universities within the financial reporting guidelines of *GASB Statement No. 34, “Basic Financial Statements-and Management’s Discussion and Analysis-for State and Local Governments”*. The amendment to Statement 34 provides public colleges and universities several choices in reporting formats:

business-type activity (BTA) reporting, or

governmental reporting, or

BTA reporting combined with governmental reporting.

The State Universities of Florida, in consultation with the Chief Financial Officer of Florida, have elected BTA reporting which enhances the comparability between public institutions and their private counterparts. Among many other significant changes, the new standard requires:

A public institution to adopt entity-wide reporting using the accrual basis accounting; of special significance is the first-time requirement for public institutions to record and report depreciation for fixed assets.

A public institution to include in its separately issued reports:

management's discussion and analysis (MD&A).

basic financial statements, which include:

Statement of Net Position

Statement of Revenues, Expenses, and Changes in Net Position

Statement of Cash Flows

Notes to the Financial Statements

The first year reported under GASB 34/35 for the state universities was fiscal year 2001-2002.

Each requirement is discussed in detail in specific chapters within this manual.

BASIS OF ACCOUNTING

The *Statement of Net Position* and the *Statement of Revenues, Expenses, and Changes in Net Position* should be prepared using the economic resources measurement focus and the accrual basis of accounting. Revenues are recorded when earned and expenses are recorded at the time liabilities are incurred, regardless of when the related cash flows take place.

DESIGN CONCEPTS

In conjunction with the Interinstitutional Committee on Finance and Accounting, the ICOFA Consortium developed design logic to provide for the generation of the required GASB 34 statements through the Automated Financial Statements (AFS) system. The following design concepts serve as a basis for the generation of the GASB 34 statements through the AFS:

External Funds are required.

Standard General Ledger Codes are required.

All Exhibit Code titling and mapping is through the ICOFA Consortium Title/Mapping File.

External Programs (PCS) are used to map functional expenditures (See pages 9 to 10 in this chapter and Note 20 in “*Chapter 6 - Notes to the Financial Statements*” for the use of these codes.)

The General Ledger codes in combination with the former NACUBO external funds are used to drive the logic for the required GASB 34 financial statements in the Automated Financial Statements (AFS) system. These general ledger codes are required to be used by all state universities, regardless of if they use the AFS to produce their financial statements. See “*Appendix A - General Ledger Codes*” for a complete listing of the GL codes valid for the GASB 34 statements.

Note: *In some cases there are General Ledger codes that are required to balance the external funds but are not used in the GASB statements. In these cases, The General Ledger codes are selected but mapped to AXXX or BXXX in the GASB statements. AXXX amounts do print in AFS reports GSB60R02, GSB60R04 and GSB60R06.*

The general ledger codes and external funds are retrieved from the file supplied from a university’s Enterprise Resource Planning system. Together these two data elements are used to map to the appropriate line on the *Statement of Net Position* through a standard mapping table maintained by the ICOFA Consortium (IC).

The *Statement of Revenues, Expenses, and Changes in Net Position* also use the general ledger codes retrieved directly from the file supplied from a university’s Enterprise Resource Planning system.

See “Appendix B - GL to Exhibit Code Lookup” for a listing of each valid general ledger codes in combination with the external fund for the GASB 34 financial statements to the appropriate Exhibit Code.

EXTERNAL FUNDS

Although under GASB 34 business type activity reporting there are no “fund” classifications, the Automated Financial Statements system (AFS) uses the former NACUBO classifications to help drive the logic in generation of the required statements. These external fund classifications to be used are as follows:

- 1 Current Fund - Unrestricted - *formerly external fund 1*
- 2 Current Fund - *Restricted* - *formerly external fund 2*
- 3 Loan Funds - *formerly external fund 3*
- 4 Endowment Funds - *formerly external fund 4*
- 5 Unexpended Plant fund (Capital Projects) - *formerly external fund 5*
- 6 Renewal and Replacement Plant Fund (Capital Projects) – *formerly external fund 6*
- 7 Retirement of Indebtedness Plan Fund (Capital Debt) - *formerly external fund 7*
- 8 Investment in Plant (Capital Assets) - *formerly external fund 8*
- 9 Agency Fund - *formerly external fund 9*
- 0 Component Units - *formerly external fund 0*

Definitions of these external funds are as follows:

Current Funds

The Current Funds include those economic resources of the university which are expendable for operational purposes in performing the primary objectives of the university - instruction, research, and public service. If these resources are not restricted by external sources or designated for other than operating purposes, they are unrestricted current funds; otherwise, they are restricted current funds.

Loan Funds

Loan Funds consist of loans to students and of resources available for such purposes. The terms of loan agreements usually specify that the money operate on a revolving basis, i.e., repayments of principal and interest are loaned to other individuals.

Loan funds for which the university does not have the responsibility for collection should not be included in this fund group but rather should be included in the Agency Fund group.

Endowment Funds

Endowment Funds are funds with respect to which donors or outside agencies have stipulated, as a condition of the gift, that the principal is not expendable - that is, it is to remain inviolate, in perpetuity and is to be invested for the purpose of producing present and future income which may either be expended or added to the principal.

Capital Projects

The purpose of this fund group is to account for the unexpended resources derived from various sources to finance the acquisition, construction, or renewal and replacement of long-lasting plant assets and the associated liabilities.

Capital Debt

The purpose of this fund group is to account for the accumulation of resources for interest and principal payments and other debt service charges, including contributions for sinking funds, relating to plant fund indebtedness.

Capital Assets

Except for long-lasting assets held as investments in Endowment Funds, this fund group includes all long-lasting assets in the service of the institution as well as associated liabilities.

Agency Funds

The Agency Funds consist of funds held by an institution as custodian or fiscal agent for others. Agency Funds include but are not limited to the following types of activities:

Suspense Accounts - These are trust or escrow accounts wherein receipts are recorded, and their identity maintained until refunded to or transmitted for the direct benefit of the payer. Examples would be: sales tax collections, contractors bid deposits, and employee payroll deductions.

Organization Accounts - These are generally established and maintained for faculty, staff and/or student organizations for safekeeping.

Student Deposits - These provide for the safekeeping of student's personal funds.

Professional Fees - These accounts are established to account for receipts and expenditures of money generated by professional clubs or societies in connection with instructional and research programs of a university.

Student Fees - The Agency Fund may house student fees for later distribution to other funds.

COMPONENT UNITS

Governmental Accounting Standards Board (GASB) Statement No. 14, "The Financial Reporting Entity", provides standards for defining the financial reporting entity. The financial reporting entity consists of (1) the primary government (2) organizations for which the primary government is accountable, and (3) other organizations for which the nature and significance of their relationship with the primary government are such that exclusion would cause the reporting entity's financial statements to be misleading or incomplete. These organizations are referred to as component units.

When a university is considering a component unit financial reporting threshold, the nature and significance of the component unit to the university should be considered. If exclusion of the component unit would cause the university's financial statements to be misleading or incomplete, the component unit's financial balances and activity should be included in the annual financial report. Professional judgment should be used in the evaluation of a reportable component unit.

It has been determined that the State University System's direct support organizations (unless determined otherwise under the preceding paragraph), the UF and USF faculty practice plans and the Shands Teaching Hospital

and Clinics, Inc. (UF), are all component units and should be discretely presented in the annual financial statements.

In order to distinguish the three types of component units that are discretely presented, a standard fund code structure has been developed within AFS. The first four digits of a component unit fund must be one of the following: 9001 – Direct Support Organization, 9002 – Faculty Practice Plan, or 9003 – Other Component Unit. The remaining six digits of the CU fund are at the discretion of the university.

All component units are still required to submit audited financial statements to the University.

EXTERNAL PROGRAMS

The operating expenses (Exhibit Codes B2xx) on the *Statement of Revenue, Expenses, and Changes in Net Position* are presented in the natural classifications. However, the Management Discussion and Analysis requires the presentation of program expenses at minimum by functional classification. (See Note 20 in “Chapter 6 - Notes to the Financial Statements” for the use of these codes.)

The functional expense classification is determined by applying the primary activity code (external program) to the total expenditures (Exhibit Codes B2xx) for each department. The external program is retrieved from the file supplied by the ERP. Other operating expenses included on the statement are depreciation expense and loan operating expenses, but these classifications do not require an external program code assignment.

The functional classifications and related classification code reported in the notes are as follows:

F110 Instruction

This category includes all activities that are part of an institution's instructional program for credit, non-credit, academic, occupational, vocational, remedial, and tutorial and regular, special and extension sessions activities.

F120 Research

This category includes all activities specifically organized to produce research outcomes. It is not necessarily limited to sponsored research programs but may also include internal research programs.

F130 Public Service

This category includes activities that are established primarily to provide non-instructional services to individuals and groups external to the institution. These activities include community service programs and cooperative extension services. Included in this category are conferences, institutes, radio and television, consulting, and similar non-instructional services to particular sectors of the community.

F140 Academic Support

This category includes activities that provide support services for the institutions to conduct its primary missions—instruction, research, and public service. These types of activities include libraries, museums, galleries, demonstration schools, audio-visual services, academic administration and separately budgeted support for course and curriculum development. Expenditures charged directly to operating units such as computing services are not reflected here.

F150 Student Services

This category includes all funds expended for admissions, registrar activities, and activities whose primary purpose is to contribute to the student's development outside the context of the formal instructional programs such as: student activities, cultural events, student newspapers, intramural athletics, student organizations, and student aid administration.

F160 Institutional Support

This category includes activities whose primary purpose is to provide operational support for the daily function of the institution, except physical plant operations. Activities to be included are: executive management, fiscal operations, general administration, logistical services, and community relations. This account is also used to reflect excess or under charges of auxiliary service department operations. In addition, this category includes the activities of the University of Florida and University of South Florida captive insurance companies.

F170 Operation and Maintenance of Plant

This category includes all expenditures of current funds for the operation and maintenance of physical plant, net of amounts charged to auxiliary enterprises. The activities include grounds and facilities, utilities, fire protection, property insurance and similar items.

F180 Scholarships and Fellowships

This category includes outright grants to students selected by the institution in which the students are not required to render services and the programs are financed from current funds.

F190 Auxiliary Operations

This category includes all expenditures relating to the operation of the enterprises whether charged directly or allocated as proportionate share of cost of other departments or units. This category includes, but is not limited to, the following activities: health services, housing, intercollegiate athletics, etc.

F200 Depreciation Expense

This is the amount of depreciation expense reported on the *Statement of Revenues, Expenses, and Changes in Net Position* as "B235 Depreciation Expenses".

F300 Loan Operating Expenses

This is the amount of operating expenses reported on the *Statement of Revenues, Expenses, and Changes in Net Position* as "B210 Supplies and Services" for external fund 3.

F900 Total Operating Expenses

CALCULATION: SUM OF DXXX

Note: *The total operating expenses (F900) must equal the amount reported on the Statement of Revenues, Expenses, and Changes in Net Position - Total Operating Expenses (B299).*

See "Appendix C - External Program to Functional Expense Classification Lookup" for a complete listing of the valid external programs and their functional expense classifications.

(THIS PAGE INTENTIONALLY LEFT BLANK)

2 MANAGEMENT DISCUSSION & ANALYSIS

Management Discussion and Analysis (MD&A) introduces the basic financial statements and provides an analytical overview of the institution's financial activities. MD&A should provide an objective and easily readable analysis of the institution's financial activities based on currently known facts, decisions, or conditions. MD&A provides financial managers of the institution with the opportunity to present both a short- and a long-term analysis of the institution's activities. Although it is Required Supplemental Information (RSI), institutions are required to present MD&A before the basic financial statements.

REQUIREMENTS

GASB Statement No. 34, as amended by *GASB Statement No. 37*, sets forth the general requirements for the MD&A. Institutions are encouraged to effectively report only the most relevant information and to avoid "boilerplate" discussion. The information presented should be confined to the topics discussed below.

A brief discussion of the basic financial statements, including the relationships of the statements to each other, and the significant differences in the information they provide.

Condensed financial information derived from the institution's financial statements comparing the current year to the prior year. At a minimum, institutions should present the information needed to support their analysis of financial position and results of operations required in 3, below, including the following elements, if relevant:

Total assets, distinguishing between capital and other assets.

Total liabilities, distinguishing between long-term liabilities and other liabilities.

Total Net Position, distinguishing among amounts invested in capital assets, net of related debt; restricted amounts; and unrestricted amounts.

Program revenues, by major source

General revenues, by major source

Total revenues

Program expenses, at a minimum by function

Total expenses

Excess (deficiency) before contributions to term and permanent endowments or permanent fund principal, special and extraordinary items, and transfers

Contributions

Special and extraordinary items

Transfers

Change in Net Position

Ending Net Position

An analysis of the institution's overall financial position and results of operations to assist users in assessing whether financial position has improved or deteriorated as a result of the year's operations. The analysis should include reasons for significant changes from the prior year, not simply the amounts or percentages of change. In addition, important economic factors that significantly affected operating results for the year should be discussed.

An analysis of balances and transactions of individual funds. The analysis should address the reasons for significant changes in fund balances or fund Net Position and whether restrictions, commitments, or other limitations significantly affect the availability of fund resources for future use.

A description of significant capital asset and long-term debt activity during the year, including a discussion of commitments made for capital expenditures, changes in credit ratings, and debt limitations that may affect the financing of planned facilities or services.

A description of currently known facts, decisions, or conditions that are expected to have a significant effect on financial position (Net Position) or results of operations (revenues, expenses, and other changes in Net Position).

Note: Governments can provide additional details about the required topics above. Information that does not relate to the required topics should not be included in MD&A, but may be provided elsewhere, such as in the letter of transmittal or in other forms of supplementary information.

Pursuant to 11.45(9), Florida Statutes, the Auditor General has provided the below technical guidance for universities to consider in preparing their financial reports. The following is a guideline that can be used in preparation of the Universities management discussion and analysis. The MD&A that follows conforms to the information provided in the "University AFR Shell 2022-23" provided by the Florida State Auditor General. This information provides suggested MD&A disclosures but should be adjusted to fit the particular facts and circumstances associated with each University's situation. The Auditor General's Office has emphasized that the University AFR Shell is provided as technical advice to the Universities.

MANAGEMENT'S DISCUSSION AND ANALYSIS

Management's discussion and analysis (MD&A) provides an overview of the financial position and activities of the University for the fiscal year ended June 30, 2023, and should be read in conjunction with the financial statements and notes thereto. The MD&A, and financial statements and notes thereto, are the responsibility of University management. The MD&A contains financial activity of the University for the fiscal years ended June 30, 2023, and June 30, 2022.

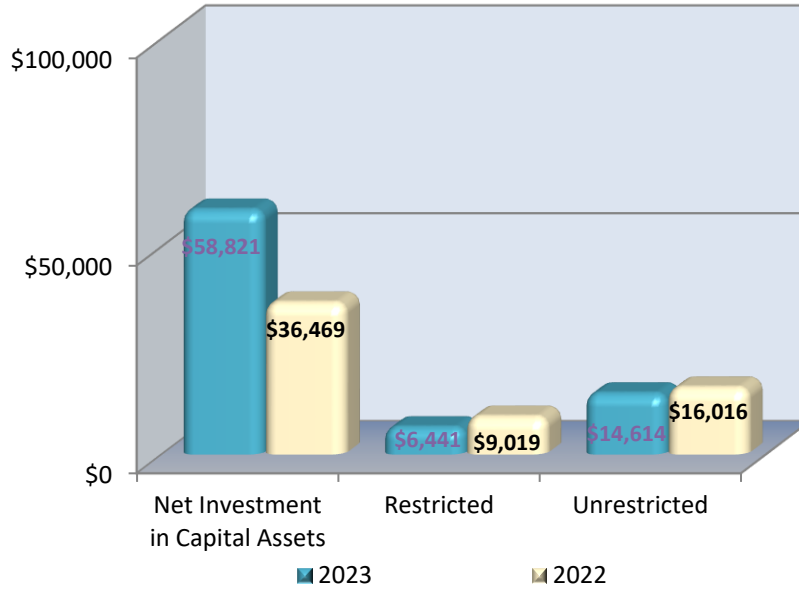
FINANCIAL HIGHLIGHTS

The University's assets and deferred outflows of resources totaled \$_ million at June 30, 2023. This balance reflects a \$_ million, or _ percent, increase as compared to the 2021-22 fiscal year, resulting from (brief explanation). While assets and deferred outflows of resources grew, liabilities and deferred inflows of resources increased by \$_ million, or _ percent, totaling \$_ million at June 30, 2023, resulting from (brief explanation). As a result, the University's net position increased by \$_ million, resulting in a year-end balance of \$_ million.

The University's operating revenues totaled \$_ million for the 2022-23 fiscal year, representing a _ percent increase compared to the 2021-22 fiscal year due mainly to (brief explanation). Operating expenses totaled \$_ million for the 2022-23 fiscal year, representing an increase of _ percent as compared to the 2021-22 fiscal year due mainly to (brief explanation).

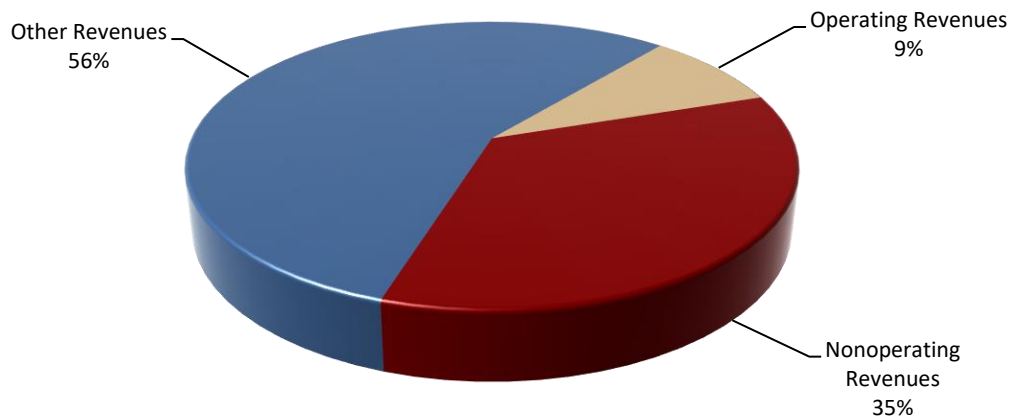
Net position represents the residual interest in the University's assets and deferred outflows of resources after deducting liabilities and deferred inflows of resources. The University's comparative total net position by category for the fiscal years ended June 30, 2023, and June 30, 2022, is shown in the following graph:

**Net Position
(In Thousands)**



The following chart provides a graphical presentation of University revenues by category for the 2022-23 fiscal year:

**Total Revenues
2022-23 Fiscal Year**



OVERVIEW OF FINANCIAL STATEMENTS

Pursuant to the Governmental Accounting Standards Board (GASB) Statement No. 35, the University's financial report consists of three basic financial statements: the statement of net position; the statement of revenues, expenses, and changes in net position; and the statement of cash flows. The financial statements, and notes thereto, encompass the University and its component units. These component units include: [\(Component unit names.\)](#) Based on the application of the criteria for determining component units, the _ is (are) included within the University reporting entity as (a) blended component unit(s), and the _ is (are) included within the University reporting entity as discretely presented component unit(s).

Information regarding these component units, including summaries of the blended and discretely presented component units' separately issued financial statements, is presented in the notes to financial statements. This MD&A focuses on the University, excluding the discretely presented component unit(s). For those component units reporting under GASB standards, MD&A information is included in their separately issued audit reports.

The Statement of Net Position

The statement of net position reflects the assets, deferred outflows of resources, liabilities, and deferred inflows of resources of the University, using the accrual basis of accounting, and presents the financial position of the University at a specified time. Assets, plus deferred outflows of resources, less liabilities, less deferred inflows of resources, equals net position, which is one indicator of the University's current financial condition. The changes in net position that occur over time indicate improvement or deterioration in the University's financial condition.

The following summarizes the University's assets, deferred outflows of resources, liabilities, deferred inflows of resources, and net position at June 30:

Condensed Statement of Net Position at June 30**(In Thousands)**

	<u>2023</u>	<u>2022</u>
Assets		
Current Assets	\$ -	\$ -
Capital Assets, Net	-	-
Other Noncurrent Assets	-	-
Total Assets	<u>-</u>	<u>-</u>
Deferred Outflows of Resources	<u>-</u>	<u>-</u>
Liabilities		
Current Liabilities	-	-
Noncurrent Liabilities	-	-
Total Liabilities	<u>-</u>	<u>-</u>
Deferred Inflows of Resources	<u>-</u>	<u>-</u>
Net Position		
Net Investment in Capital Assets	-	-
Restricted	-	-
Unrestricted	-	-
Total Net Position	<u>\$ -</u>	<u>\$ -</u>

(Consider adding language, as appropriate, explaining significant changes and reasons for such changes in assets, deferred outflows of resources, liabilities, deferred inflows of resources, or net position in accordance with thresholds established by the University for the MD&A.)

The Statement of Revenues, Expenses, and Changes in Net Position

The statement of revenues, expenses, and changes in net position presents the University's revenue and expense activity, categorized as operating and nonoperating. Revenues and expenses are recognized when earned or incurred, regardless of when cash is received or paid.

The following summarizes the University's activity for the 2022-23 and 2021-22 fiscal years:

Condensed Statement of Revenues, Expenses, and Changes in Net Position For the Fiscal Years

(In Thousands)

	<u>2022-23</u>	<u>2021-22</u>
Operating Revenues	\$ -	\$ -
Less, Operating Expenses	-	-
Operating Income (Loss)	-	-
Net Nonoperating Revenues	-	-
Income (Loss) Before Other Revenues, Expenses, Gains, or Losses	-	-
Other Revenues, Expenses, Gains, or Losses	-	-
Net Increase (Decrease) In Net Position	-	-
Net Position, Beginning of Year	-	-
Adjustment(s) to Beginning Net Position (1)	-	-
Net Position, Beginning of Year, as Restated	-	-
Net Position, End of Year	<u>\$ -</u>	<u>\$ -</u>

(1) For the 2022-23 fiscal year, the University's beginning net position was decreased...

Operating Revenues

GASB Statement No. 35 categorizes revenues as either operating or nonoperating. Operating revenues generally result from exchange transactions where each of the parties to the transaction either gives or receives something of equal or similar value.

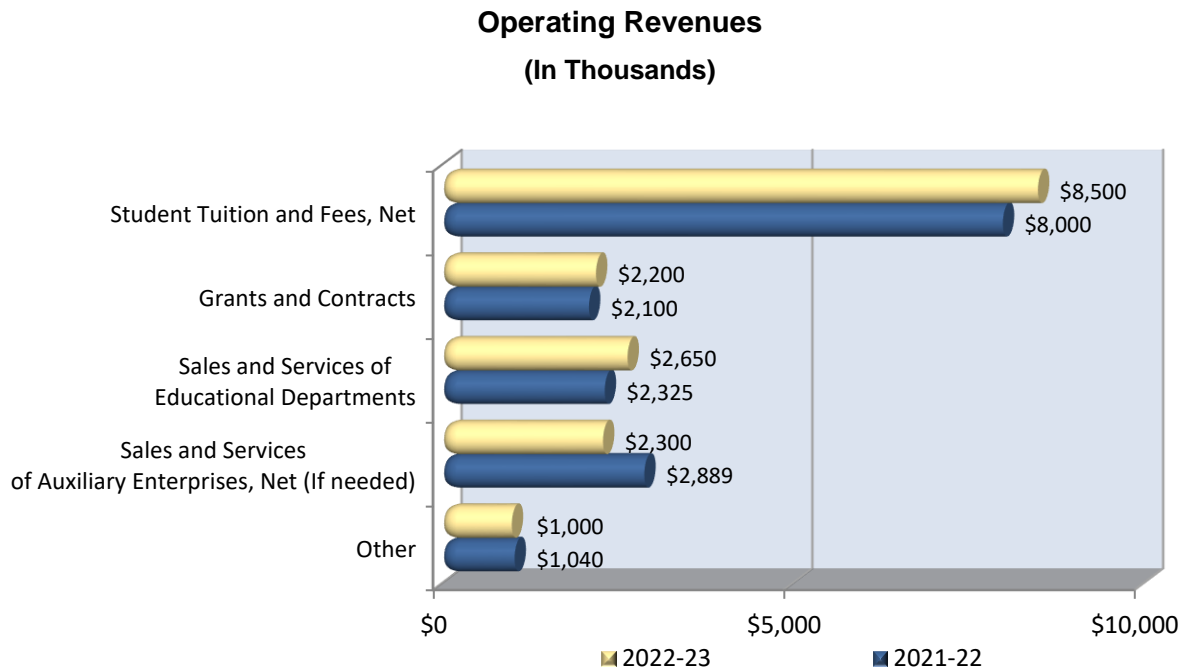
The following summarizes the operating revenues by source that were used to fund operating activities for the 2022-23 and 2021-22 fiscal years:

Operating Revenues For the Fiscal Years

(In Thousands)

	<u>2022-23</u>	<u>2021-22</u>
Student Tuition and Fees, Net	\$ -	\$ -
Grants and Contracts	-	-
Sales and Services of Educational Departments	-	-
Sales and Services of Auxiliary Enterprises, Net	-	-
Other	-	-
Total Operating Revenues	<u>\$ -</u>	<u>\$ -</u>

The following chart presents the University's operating revenues for the 2022-23 and 2021-22 fiscal years:



University operating revenue changes were the result of the following factors:

[\(Significant changes and reasons for such changes in accordance with thresholds established by the University for the MD&A should be described.\)](#)

Operating Expenses

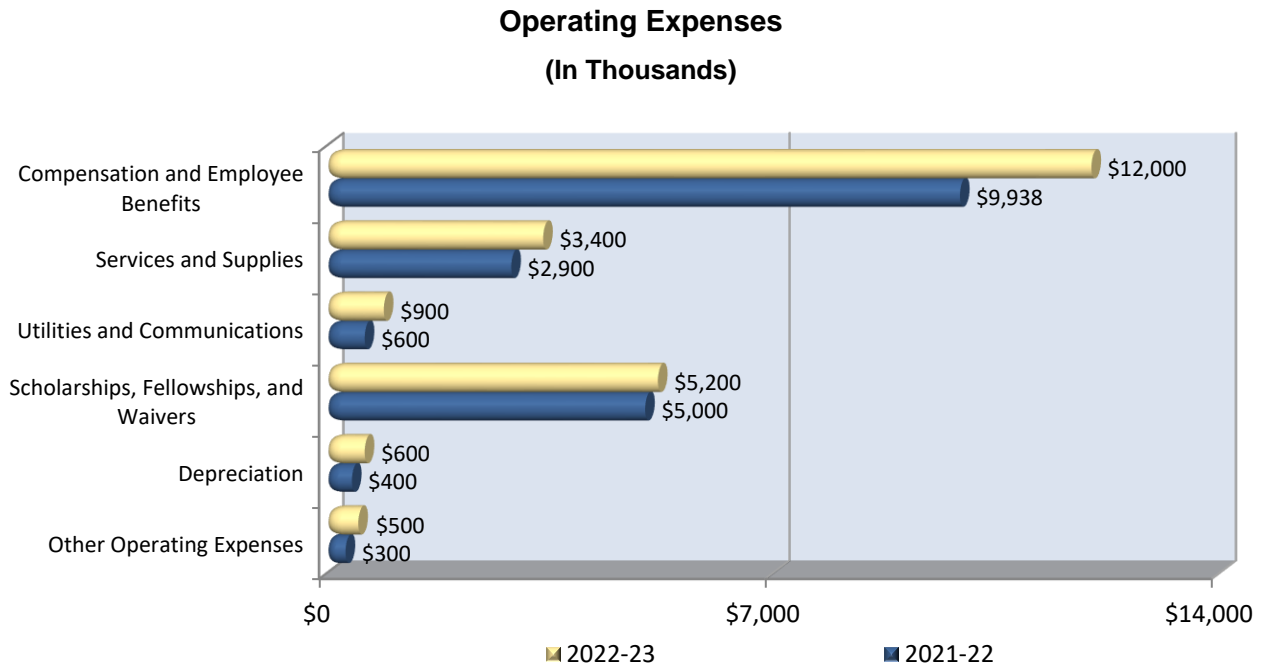
Expenses are categorized as operating or nonoperating. The majority of the University’s expenses are operating expenses as defined by GASB Statement No. 35. GASB gives financial reporting entities the choice of reporting operating expenses in the functional or natural classifications. The University has chosen to report the expenses in their natural classification on the statement of revenues, expenses, and changes in net position and has displayed the functional classification in the notes to financial statements.

The following summarizes operating expenses by natural classification for the 2022-23 and 2021-22 fiscal years:

Operating Expenses
For the Fiscal Years
(In Thousands)

	2022-23	2021-22
Compensation and Employee Benefits	\$ -	\$ -
Services and Supplies	-	-
Utilities and Communications	-	-
Scholarships, Fellowships, and Waivers	-	-
Depreciation	-	-
Other Operating Expenses	-	-
Total Operating Expenses	\$ -	\$ -

The following chart presents the University’s operating expenses for the 2022-23 and 2021-22 fiscal years:



Changes in operating expenses were the result of the following factors: [\(Significant changes and reasons for such changes should be explained.\)](#)

Nonoperating Revenues and Expenses

Certain revenue sources that the University relies on to provide funding for operations, including State noncapital appropriations, Federal and State student financial aid, certain gifts and grants, and investment income, are defined by GASB as nonoperating. Nonoperating expenses include capital financing costs and other costs related to capital assets. The following summarizes the University’s nonoperating revenues and expenses for the 2022-23 and 2021-22 fiscal years:

Nonoperating Revenues (Expenses)
For the Fiscal Years
(In Thousands)

	<u>2022-23</u>	<u>2021-22</u>
State Noncapital Appropriations	\$ -	\$ -
Federal and State Student Financial Aid	-	-
Gifts and Grants	-	-
Investment Income (Loss)	-	-
Other Nonoperating Revenues	-	-
Interest on Capital Asset-Related Debt	-	-
Other Nonoperating Expenses	-	-
Net Nonoperating Revenues	<u><u>\$ -</u></u>	<u><u>\$ -</u></u>

(Significant changes and reasons for such changes in nonoperating revenues and expenses in accordance with thresholds established by the University for the MD&A should be explained.)

Other Revenues, Expenses, Gains, or Losses

This category is (mainly) composed of State capital appropriations and capital grants, contracts, donations, and fees. The following summarizes the University's other revenues, expenses, gains, or losses for the 2022-23 and 2021-22 fiscal years:

Other Revenues, Expenses, Gains, or Losses		
For the Fiscal Years		
(In Thousands)		
	<u>2022-23</u>	<u>2021-22</u>
State Capital Appropriations	\$ -	\$ -
Capital Grants, Contracts, Donations, and Fees	-	-
Additions to Permanent Endowments	-	-
Other Revenues (Expenses)	-	-
Total	<u>\$ -</u>	<u>\$ -</u>

(Significant changes and reasons for such changes in other revenues, expenses, gains, or losses should be explained.)

The Statement of Cash Flows

The statement of cash flows provides information about the University's financial results by reporting the major sources and uses of cash and cash equivalents. This statement will assist in evaluating the University's ability to generate net cash flows, its ability to meet its financial obligations as they come due, and its need for external financing. Cash flows from operating activities show the net cash used by the operating activities of the University. Cash flows from capital financing activities include all plant funds and related long-term debt activities. Cash flows from investing activities show the net source and use of cash related to purchasing or selling investments, and earning income on those investments. Cash flows from noncapital financing activities include those activities not covered in other sections.

The following summarizes cash flows for the 2022-23 and 2021-22 fiscal years:

Condensed Statement of Cash Flows
For the Fiscal Years
(In Thousands)

	2022-23	2021-22
Cash Provided (Used) by:		
Operating Activities	\$ -	\$ -
Noncapital Financing Activities	-	-
Capital and Related Financing Activities	-	-
Investing Activities	-	-
Net Increase (Decrease) in Cash and Cash Equivalents	-	-
Cash and Cash Equivalents, Beginning of Year	-	-
Cash and Cash Equivalents, End of Year	\$ -	\$ -

Major sources of funds came from State noncapital appropriations (\$_ million), State capital appropriations (\$_ million), Federal Direct Loan program receipts (\$_ million), net student tuition and fees (\$_ million), grants and contracts (\$_ million), and sales and services of auxiliary enterprises (net) (\$_ million). Major uses of funds were for payments to employees totaling \$_ million; payments to suppliers for goods and services totaling \$_ million; disbursements to students for the Federal Direct Loan program totaling \$_ million, and payments to students for scholarships and fellowships totaling \$_ million. Changes in cash and cash equivalents were the result of the following factors: [\(Significant changes and reasons for such changes in cash and cash equivalents or in major sources or uses of cash and cash equivalents in accordance with thresholds established by the University for the MD&A should be explained.\)](#)

**CAPITAL ASSETS, CAPITAL EXPENSES AND COMMITMENTS,
AND DEBT ADMINISTRATION**

Capital Assets

At June 30, 2023, the University had \$_ billion in capital assets, less accumulated depreciation of \$_ billion, for net capital assets of \$_ billion. Depreciation charges for the current fiscal year totaled \$_ million. The following table summarizes the University's capital assets, net of accumulated depreciation, at June 30:

Capital Assets, Net at June 30
(In Thousands)

	<u>2023</u>	<u>2022</u>
Land	\$ -	\$ -
Construction in Progress	-	-
Buildings	-	-
Infrastructure and Other Improvements	-	-
Furniture and Equipment	-	-
Library Resources	-	-
Subscription-Based Information Technology Arrangements	-	-
Lease Assets	-	-
Works of Art and Historical Treasures	-	-
Computer Software	-	-
Other Capital Assets	-	-
Capital Assets, Net	<u><u>\$ -</u></u>	<u><u>\$ -</u></u>

Additional information about the University's capital assets is presented in the notes to financial statements.

Capital Expenses and Commitments

Major capital expenses through June 30, 2023, were incurred on the following projects: ([Consider describing major projects and related amounts.](#)) The University's (major) construction commitments at June 30, 2023, are as follows:

	Amount <u>(In Thousands)</u>
Total Committed	\$ -
Completed to Date	-
Balance Committed	<u><u>\$ -</u></u>

Additional information about the University's construction commitments is presented in the notes to financial statements.

Debt Administration

As of June 30, 2023, the University had \$_ million in outstanding capital improvement debt payable, loan(s) payable, installment purchase(s) payable, and lease(s) payable, representing a decrease of \$_ million, or _ percent, from the prior fiscal year. The following table summarizes the outstanding long-term debt by type for the fiscal years ended June 30:

Long-Term Debt at June 30**(In Thousands)**

	<u>2023</u>	<u>2022</u>
Capital Improvement Debt	\$ -	\$ -
Loan(s)/Note(s) Payable	-	-
Installment Purchase(s)	-	-
Lease(s) Payable	-	-
Total	<u>\$ -</u>	<u>\$ -</u>

Additional information about the University's long-term debt is presented in the notes to financial statements.

ECONOMIC FACTORS THAT WILL AFFECT THE FUTURE

The University's economic condition is closely tied to that of the State of Florida. Because of limited economic growth and increased demand for State resources, only a modest increase in State funding is anticipated in the 2023-24 fiscal year. In response, the Board of Trustees increased the tuition rate _ percent to take effect beginning with the Fall 2023 Term. The University's current financial and capital plans indicate that the infusion of additional financial resources from an increase in tuition rates will be necessary to maintain its present level of services. (or The budget that the Florida Legislature adopted for the 2023-24 fiscal year provided a _ percent increase/decrease for State universities. Regarding the University's legislative priorities, the Legislature provided a salary increase of _ percent for State university employees and provided \$_ million for enrollment growth at State universities (the University's share is _ percent). The University expects an increase in revenue from student tuition and fees because of increased enrollment and increased student tuition and fees.

REQUESTS FOR INFORMATION

Questions concerning information provided in the MD&A or other required supplemental information, and financial statements and notes thereto, or requests for additional financial information should be addressed to the (University may wish to include the specific name, title, and whether a CPA or holds a Doctorate degree here as well as the title of the person.) Vice President for Financial Services, _ University, xxxx Avenue, City, Florida 3xxxx.

BASIC FINANCIAL STATEMENTS

UNIVERSITY NAME A Component Unit of the State of Florida Statement of Net Position June 30, 2023

	University	Component Unit(s)
ASSETS		
Current Assets:		
Cash and Cash Equivalents	\$ -	\$ -
Restricted Cash and Cash Equivalents	-	-
Investments	-	-
Accounts Receivable, Net	-	-
Loans and Notes Receivable, Net	-	-
Due from State	-	-
Due from Component Unit(s)/University	-	-
Inventories	-	-
Other Current Assets	-	-
Total Current Assets	-	-
Noncurrent Assets:		
Restricted Cash and Cash Equivalents	-	-
Investments	-	-
Restricted Investments	-	-
Loans and Notes Receivable, Net	-	-
Depreciable Capital Assets, Net	-	-
Nondepreciable Capital Assets	-	-
Other Noncurrent Assets	-	-
Total Noncurrent Assets	-	-
Total Assets	-	-
DEFERRED OUTFLOWS OF RESOURCES		
Other Postemployment Benefits	-	-
Pensions	-	-
Asset Retirement Obligations	-	-
Accumulated Decrease in Fair Value of Hedging		
Derivatives	-	-
Deferred Amount on Debt Refunding(s)	-	-
Total Deferred Outflows of Resources	-	-
LIABILITIES		
Current Liabilities:		
Accounts Payable	-	-
Construction Contracts Payable	-	-
Salary and Wages Payable	-	-
Retirement Plan(s) Payable	-	-
Deposits Payable	-	-
Due to State	-	-
Due to Component Unit(s)/University	-	-
Unearned Revenue	-	-
Other Current Liabilities	-	-
Long-Term Liabilities - Current Portion:		
Capital Improvement Debt Payable	-	-
Loans and Notes Payable	-	-
Installment Purchase(s) Payable	-	-
Lease(s) Payable	-	-
Subscription Arrangement(s) Liability	-	-
Compensated Absences Payable	-	-
Other Postemployment Benefits Payable	-	-
Net Pension Liability	-	-
Asset Retirement Obligation(s) Payable	-	-
Total Current Liabilities	-	-

	<u>University</u>	<u>Component Unit(s)</u>
LIABILITIES (Continued)		
Noncurrent Liabilities:		
Capital Improvement Debt Payable	-	-
Loans and Notes Payable	-	-
Installment Purchase(s) Payable	-	-
Lease(s) Payable	-	-
Subscription Arrangement(s) Liability	-	-
Compensated Absences Payable	-	-
Other Postemployment Benefits Payable	-	-
Net Pension Liability	-	-
Asset Retirement Obligation(s) Payable	-	-
Total Noncurrent Liabilities	<u>-</u>	<u>-</u>
Total Liabilities	<u>-</u>	<u>-</u>
DEFERRED INFLOWS OF RESOURCES		
Other Postemployment Benefits	-	-
Pensions	-	-
Deferred Amounts on Debt Refunding(s)	-	-
Deferred Federal Pell Grants	-	-
Deferred Public-Private Partnership Arrangement Receipts	-	-
Total Deferred Inflows of Resources	<u>-</u>	<u>-</u>
NET POSITION		
Net Investment in Capital Assets (A)	-	-
Restricted for Nonexpendable:		
Endowment	-	-
Restricted for Expendable:		
Debt Service	-	-
Loans	-	-
Capital Projects	-	-
Other	-	-
Unrestricted	-	-
TOTAL NET POSITION	<u>\$ -</u>	<u>\$ -</u>

The accompanying notes to financial statements are an integral part of this statement.

Note (A): If no capital debt or capital related deferred inflows is reported on the statement of net position, "Net" should be deleted. (GASB Implementation Guide Question 7.23.7) Deferred outflows of resources and deferred inflows of resources that are attributable to capital assets should be included in the Net Investment in Capital Asset component of net position. The discretely presented component unit(s) net position should be redistributed among the three Statement 34 required components of net position (net investment in capital assets, restricted, and unrestricted). (GASB Implementation Guide Question 4.33.4)

THIS PAGE INTENTIONALLY LEFT BLANK

UNIVERSITY NAME
A Component Unit of the State of Florida
Statement of Revenues, Expenses, and Changes in Net Position
For the Fiscal Year Ended
June 30, 2023

	University	Component Unit(s)
REVENUES		
Operating Revenues:		
Student Tuition and Fees, Net of Scholarship Allowances of \$XX,XXX,XXX (\$XX,XXX,XXX Pledged for the Student Union Revenue Bonds and \$XX,XXX,XXX Pledged for the Student Wellness Center Revenue Bonds) Note B	\$ -	\$ -
Federal Grants and Contracts	-	-
State and Local Grants and Contracts	-	-
Nongovernmental Grants and Contracts	-	-
Sales and Services of Educational Departments	-	-
Sales and Services of Auxiliary Enterprises (Net) \$____ Pledged for Housing Facility Revenue Bonds and \$____ Pledged for the Parking System Revenue Bonds) Note B	-	-
Interest on Loans and Notes Receivable	-	-
Other Operating Revenues	-	-
Total Operating Revenues	-	-
EXPENSES		
Operating Expenses:		
Compensation and Employee Benefits	-	-
Services and Supplies	-	-
Utilities and Communications	-	-
Scholarships, Fellowships, and Waivers	-	-
Depreciation	-	-
Other Operating Expenses	-	-
Total Operating Expenses	-	-
Operating Income (Loss)	-	-
NONOPERATING REVENUES (EXPENSES)		
State Noncapital Appropriations	-	-
Federal and State Student Financial Aid	-	-
State Appropriated American Recovery and Reinvestment Act Funds	-	-
Investment Income (Loss)	-	-
Other Nonoperating Revenues	-	-
Loss on Disposal of Capital Assets	-	-
Interest on Capital Asset-Related Debt	-	-
Other Nonoperating Expenses	-	-
Net Nonoperating Revenues (Expenses)	-	-
Income (Loss) Before Other Revenues, Expenses, Gains, or Losses	-	-
State Capital Appropriations	-	-
Capital Grants, Contracts, Donations, and Fees	-	-
Additions to Permanent Endowments	-	-
Other Revenues (Expenses)	-	-
Increase (Decrease) in Net Position	-	-
Net Position, Beginning of Year	-	-
Adjustment to Beginning Net Position	-	-
Net Position, Beginning of Year, as Restated	-	-
Net Position, End of Year	\$ -	\$ -

The accompanying notes to financial statements are an integral part of this statement. [Note \(B\): Consider deleting "Net of Scholarship Allowance" if University contracts out the auxiliary operations.](#)

UNIVERSITY NAME
A Component Unit of the State of Florida
Statement of Cash Flows
For the Fiscal Year Ended June 30, 2023

	University
CASH FLOWS FROM OPERATING ACTIVITIES	
Student Tuition and Fees, Net	\$ -
Grants and Contracts	-
Sales and Services of Educational Departments	-
Sales and Services of Auxiliary Enterprises, Net	-
Interest on Loans and Notes Receivable	-
Payments to Employees	-
Payments to Suppliers for Goods and Services	-
Payments to Students for Scholarships and Fellowships	-
Loans Issued to Students (Note C)	-
Collection on Loans to Students (Note C)	-
Funds Received for Deposits Held for Others	-
Funds Disbursed for Deposits Held for Others	-
Other Operating Receipts (Disbursements)	-
	-
Net Cash Used by Operating Activities	-
CASH FLOWS FROM NONCAPITAL FINANCING ACTIVITIES	
State Noncapital Appropriations	-
State Appropriated American Recovery and Reinvestment Act Funds	-
Federal and State Student Financial Aid	-
Federal Direct Loan Program Receipts (Note C)	-
Federal Direct Loan Program Disbursements (Note C)	-
Net Change in Funds Held for Others	-
Other Nonoperating Receipts (Disbursements)	-
	-
Net Cash Provided (Used) by Noncapital Financing Activities	-
CASH FLOWS FROM CAPITAL AND RELATED FINANCING ACTIVITIES	
Proceeds from Capital Debt and Leases	-
State Capital Appropriations	-
Capital Grants, Contracts, Donations and Fees	-
Capital Subsidies and Transfers	-
Proceeds from Sale of Capital Assets	-
Purchase or Construction of Capital Assets	-
Principal Paid on Capital Debt and Leases	-
Interest Paid on Capital Debt and Leases	-
	-
Net Cash Provided (Used) by Capital and Related Financing Activities	-
CASH FLOWS FROM INVESTING ACTIVITIES	
Proceeds from Sales and Maturities of Investments (Note C)	-
Purchases of Investments (Note C)	-
Investment Income	-
	-
Net Cash Provided (Used) by Investing Activities	-
Net Increase (Decrease) in Cash and Cash Equivalents	-
Cash and Cash Equivalents, Beginning of Year	-
	-
Cash and Cash Equivalents, End of Year	\$ -

Note (C): Must be reported gross. See GASB Implementation Guide Question 2.16.1, Gross vs Net reporting.

	<u>University</u>
RECONCILIATION OF OPERATING LOSS TO NET CASH USED BY OPERATING ACTIVITIES	
Operating Loss	\$ -
Adjustments to Reconcile Operating Loss to Net Cash Used by Operating Activities:	
Depreciation Expense	-
Changes in Assets, Liabilities, Deferred Outflows of Resources, and Deferred Inflows of Resources:	
Receivables, Net	-
Inventories	-
Other Assets	-
Accounts Payable	-
Salaries and Wages Payable	-
Retirement Plan(s) Payable	-
Deposits Payable	-
Compensated Absences Payable	-
Unearned Revenue	-
Other Liabilities	-
Other Postemployment Benefits Payable	-
Net Pension Liability	-
Deferred Outflows of Resources Related to Other Postemployment Benefits	-
Deferred Inflows of Resources Related to Other Postemployment Benefits	-
Deferred Outflows of Resources Related to Pensions	-
Deferred Inflows of Resources Related to Pensions	-
NET CASH USED BY OPERATING ACTIVITIES	<u>\$ -</u>
SUPPLEMENTAL DISCLOSURE OF NONCASH INVESTING AND CAPITAL FINANCING ACTIVITIES	
Unrealized gains (losses) on investments were recognized as a(n) increase (reduction) to investment income on the statement of revenues, expenses, and changes in net position, but are not cash transactions for the statement of cash flows.	\$ -
Losses from the disposal of capital assets were recognized on the statement of revenues, expenses, and changes in net position, but are not cash transactions for the statement of cash flows.	\$ -
Donation of capital assets were recognized on the statement of revenues, expenses, and changes in net position, but are not cash transactions for the statement of cash flows.	\$ -
The _ issued \$ _ Bonds, to refund \$ _ Bonds. The new debt and defeasance of the old debt were recorded as an increase and a decrease, respectively, to bonds payable on the statement of net position; however, because the proceeds of the new debt were immediately placed into an irrevocable trust for the defeasance of the _ debt, the transaction did not affect cash and cash equivalents.	\$ -

The accompanying notes to financial statements are an integral part of this statement.

(THIS PAGE INTENTIONALLY LEFT BLANK)

3 STATEMENT OF NET POSITION – EXHIBIT A

The purpose of the *Statement of Net Position* is to report all financial and capital resources of the institution at the end of the fiscal year. The assets and liabilities are shown in order of their relative liquidity. An asset's liquidity is determined by how readily it is expected to be converted to cash and whether restrictions limit the institution's ability to use the resources. A liability's liquidity is based on its maturity, or when cash is expected to be used to liquidate it. The difference between the assets and liabilities is shown as *Net Position*.

The following definitions should be used in properly classifying the assets, liabilities, and Net Position of the institution.

A0XX CURRENT ASSETS

Current assets are defined as assets that an institution has at its disposal that can be easily converted into cash within one operating cycle and are used to fund ongoing, day-to-day operations.

A010 CASH AND CASH EQUIVALENTS

Cash equivalents are defined as short-term, highly liquid investments that are both:

readily convertible to known amounts of cash; and so, near their maturity that they present insignificant risk of changes in value because of changes in interest rates.

Examples of items considered to be cash equivalents are Treasury Bills, commercial paper, certificates of deposit, money market funds, and cash management pools.

A011 Cash on Hand

Cash on hand, petty cash.

VALID CODES: EF: 0-2,9 GL: 111xx

A012 Cash in Bank

Cash in local bank accounts.

VALID CODES: EF: 0-2,9 GL: 112xx

A013 Cash with State Board of Administration

Cash held by the State Board of Administration. The amount reported here must agree with the balances of the State Board of Administration.

VALID CODES: EF: 0-2,9 GL: 113xx

A019 TOTAL CASH AND CASH EQUIVALENTS

CALCULATION: SUM OF A01X

A020 INVESTMENTS

A022 Special Investments with State Treasury

Local fund monies invested by the State Treasurer. The amount reported here must agree with the balances of the State Treasurer.

VALID CODES: EF: 0-2,9 GL: 14300, 14302 to 14397
EF: 1, 2, 9 GL: 14301, 14398

A023 Investments with SBA

Monies invested by the State Board of Administration. The amount reported here must agree with the balances of the State Board of Administration.

VALID CODES:	EF: 0-2,9	GL: 14200, 14202 – 14297
	EF: 1, 2, 9	GL: 14201, 14298

A024 Other Investments

Monies invested which are not maintained by the State Board of Administration or State Treasury.

VALID CODES:	EF: 0-2,9	GL: 14700, 14702 – 14798
	EF: 1,2, 9	GL: 14701, 14798

A027 Adjustment to FMV SPIA/SBA - Unrestricted

This is the amount for year-end adjustments to fair market value for unrestricted SBA and SPIA investments only.

VALID CODES:	EF: 0-2,9	GL: 14299, 14399
---------------------	------------------	-------------------------

A028 Adjustment to FMV Other Investments - Unrestricted

This is the amount for year-end adjustments to fair market value for unrestricted investments other than SBA and SPIA.

VALID CODES:	EF: 0-2,9	GL: 14799
---------------------	------------------	------------------

A029 TOTAL INVESTMENTS

CALCULATION:	SUM OF A02X
---------------------	--------------------

A030 RECEIVABLES**A031 Accounts Receivable**

All amounts owed by students, individuals, corporations, or state agencies outside the State University System for goods or services. A receivable should **not** be recorded for tuition billed but not due until the next fiscal year.

VALID CODES:	EF: ALL	GL: 1510x
	EF: 0-2,9	GL: 1511x
	EF: ALL	GL: 1512x - 1519x
	EF: ALL	GL: 164xx
	EF: ALL	GL: 165xx

A032 Interest and Dividends Receivable

Interest earned and recorded as income. Line includes those amounts due from the State Treasurer and the State Board of Administration.

VALID CODES:	EF: ALL	GL: 1530x - 1539x
---------------------	----------------	--------------------------

A033 Contracts and Grants Receivable

Contracts and Grants are always current assets. Until the requirements of the contract or grant are met, the provider does not have a liability, the recipient does not have a receivable, and the recognition of expenses or revenues for resources transmitted in advance should be deferred. Therefore, if cash is received up front, but the

university has not met the requirements, deferred revenue should be recorded. If cash has not been received yet, but the requirements have been met, a receivable and revenue should be recorded

VALID CODES:

EF: ALL

GL: 155xx

A034 Allowance for Uncollectibles

Represents a contra-account to the Accounts Receivable or Interest and Dividends Receivable account. Estimates are recorded on the basis of past experience and future expectations. The following general ledger codes are standardized throughout the institutions:

1591x - Allowance for Uncollectibles - Fees

1592x - Allowance for Uncollectibles - Sales and Service of Educational Departments

1593x - Allowance for Uncollectibles - Sales and Service of Auxiliary Enterprises

1594x - Allowance for Uncollectibles - Interest on Loans Receivable

1596x to 1599x - Allowance for Uncollectibles - Other University Classifications

VALID CODES:

**EF: ALL
EF: ALL**

**GL: 1590x TO 1594x
GL: 1596x TO 1599x**

A039 NET RECEIVABLES

CALCULATION:

SUM OF A03x

A040 DUE FROM OTHER FUNDS

A042 Due from Primary Government

All amounts due between a university and the Division of Colleges and Universities or other agencies of the State of Florida. This represents PECO monies due from the Department of Education for authorized construction projects and monies due from the Education Enhancement Trust Fund. It does not include inter-agency receivables for goods or services.

This account also includes any cash and investments with the State Treasury and the State Board of Administration for component units.

VALID CODES:

EF: ALL

GL: 163xx

A043 Due from Component Units

All amounts due between a university and its component units.

VALID CODES:

EF: ALL

GL: 167xx

A049 Total Due from Other Funds

CALCULATION:

SUM OF A04x

A050 INVENTORIES

A051 Supply Inventory

All centrally located supplies on hand for future consumption. Inventories maintained by departments which are consumed in the teaching/work process are normally expensed at the time of purchase

VALID CODES: EF: ALL GL: 171xx

A052 Resale Inventory

Goods held for resale rather than for use in operations.

VALID CODES: EF: ALL GL: 172xx

A059 Total Inventories

CALCULATION: SUM OF A05x

A060 LOANS, LEASES, AND NOTES RECEIVABLE

A061 Loans and Notes Receivable

All amounts owed on promissory notes from debtors. Receivables for loans should be carried at face value less an allowance for doubtful loans. **Note: A061 maps to D305 Loans & Notes Receivable**

VALID CODES: EF: 1, 3, 0 GL: 154xx

A062 Allowance for Uncollectibles

This amount represents a contra-account to the Loans and Notes Receivable account. Estimates are recorded on the basis of past experiences and future expectations. To write off loans and notes receivable the allowance account should be debited, and the Loans and Notes Receivable account credited.

VALID CODES: EF: 0,1,3 GL: 1595x

A063 Lease Receivables Current

This amount represents leases with outside entities. A lease is defined as a contract that conveys control of the right to use another entity's nonfinancial asset (the underlying asset) as specified in the contract for a period of time in an exchange or exchange-like transaction. The current portion of the lease receivable is the present value of the lease receivable which has matured or will mature within one year of the Statement of Net Position date.

VALID CODES: EF: 0,8 GL: 156XX

A064 Lease Receivables Component Units Current

Amount of leases between the university and discretely presented component units. A lease is defined as a contract that conveys control of the right to use another entity's nonfinancial asset (the underlying asset) as

specified in the contract for a period of time in an exchange or exchange-like transaction. The current portion of the lease receivable is the present value of the lease receivable which has matured or will mature within one year of the Statement of Net Position date.

VALID CODES: EF: 0,8 GL: 157XX

A069 NET LOANS, LEASES, AND NOTES RECEIVABLE

CALCULATION: SUM OF A06X

A070 OTHER CURRENT ASSETS

A071 Prepaid Charges and Other Assets

That portion of operating expenses which is properly chargeable to operations in a period subsequent to the balance sheet date, such as unexpired insurance, interest, and postage.

VALID CODES: EF: ALL GL: 191xx
EF: ALL GL: 199xx

A072 Deposits

Monies placed on deposit with individuals or organizations acting as fiscal agent, custodian, or depository for the institution.

VALID CODES: EF: ALL GL: 192xx

A079 TOTAL OTHER CURRENT ASSETS

CALCULATION: SUM OF A07X

A099 TOTAL CURRENT ASSETS

CALCULATION: SUM OF A0XX

A1XX NONCURRENT ASSETS

Noncurrent assets are defined as assets that an institution has that cannot be easily converted to cash within one operating cycle.

A100 RESTRICTED CASH AND CASH EQUIVALENTS

Cash and Cash Equivalents which are restricted as to withdrawal or use for other than current operations or are designated for expenditure in the acquisition or construction of noncurrent assets or segregated for the liquidation of long-term debt. Examples are Plant Funds, Endowment Funds, and Loan Funds. See Question 209 in *GASB 35 Implementation Guide*.

A101 Cash on Hand - Restricted

Cash on hand, petty cash which meets the definition above for restricted.

VALID CODES:	EF: 3- 8	GL: 111xx
	EF: ALL	GL: 221xx

A102 Cash in Bank - Restricted

Cash in local bank accounts which meet the definition above for restricted.

VALID CODES:	EF: 3- 8	GL: 112xx
	EF: ALL	GL: 222xx

A103 Cash with State Board of Administration - Restricted

Cash held by the State Board of Administration which meets the definition above for restricted. The amount reported here must agree with the balances of the State Board of Administration.

VALID CODES:	EF: 3- 8	GL: 113xx
	EF: ALL	GL: 223xx

A109 TOTAL RESTRICTED CASH AND CASH EQUIVALENTS

CALCULATION:	SUM OF A10X
---------------------	--------------------

A110 RESTRICTED INVESTMENTS

A112 Special Investments with State Treasury - Restricted

Local fund monies invested by the State Treasurer which meets the definition above for restricted. The amount reported here must agree with the balances of the State Treasurer.

VALID CODES:	EF: 3- 8	GL: 1430x to 14398
	EF: 9, 0	GL: 144xx

A113 Investments with SBA - Restricted

Monies invested by the State Board of Administration which meets the definition above for restricted. The amount reported here must agree with the balances of the State Board of Administration.

VALID CODES:	EF: 3- 8	GL: 1420x-14298
	EF: ALL	GL: 226xx

A114 Other Investments - Restricted

Monies invested which are not maintained by the State Board of Administration or State Treasury.

VALID CODES:	EF: ALL	GL: 227xx
	EF: ALL	GL: 246xx
	EF: ALL	GL: 24700-24798
	EF: ALL	GL: 248xx
	EF: ALL	GL: 249xx

A117 ADJUSTMENT TO FMV SPIA/SBA -RESTRICTED

This is the year-end adjustment to fair market value for restricted SPIA and SBA investments.

VALID CODES:	EF: 0,3-9	GL: 24299, 24399
---------------------	------------------	-------------------------

A118 Adjustment to FMV Other Investments - Restricted

This is the year-end adjustment to fair market value for restricted investments other than SPIA/SBA investments.

VALID CODES:	EF: 0,3-9	GL: 24799
---------------------	------------------	------------------

A119 TOTAL RESTRICTED INVESTMENTS

CALCULATION: SUM OF A11X

A120 LOANS, LEASES, AND NOTES RECEIVABLE

A121 Loans and Notes Receivable

All amounts owed on promissory notes from debtors. Receivables for loans should be carried at face value less an allowance for doubtful loans.

VALID CODES: EF: 1, 3, AND 0 GL: 254XX

A122 Allowance for Uncollectables

This represents a contra-account to the Loans and Notes Receivable account. Estimates are recorded on the basis of past experiences and future expectations. To write off loans and notes receivable the allowance account should be debited, and the Loans and Notes Receivable account credited.

VALID CODES: EF: 1, 3, AND 0 GL: 2590X-2598X

A123 Lease Receivables Noncurrent

A lease is defined as a contract that conveys control of the right to use another entity's nonfinancial asset (the underlying asset) as specified in the contract for a period of time in an exchange or exchange-like transaction. The noncurrent portion of the lease receivable is the present value of the lease receivable which has not matured or will not mature within one year of the Statement of Net Position date.

VALID CODES: EF: 0,8 GL: 2548X

A124 Allowance for Uncollectable Lease – Noncurrent

Contra-account to the leases receivable account. To write off loans and notes receivable the allowance account should be debited, and the Leases Receivable account credited.

VALID CODES: EF:1-2, 0,8 GL: 2599X

A125 Lease Receivables CU Noncurrent

A lease is defined as a contract that conveys control of the right to use another entity's nonfinancial asset (the underlying asset) as specified in the contract for a period of time in an exchange or exchange-like transaction. The noncurrent portion of the lease receivable is the present value of the lease receivable which has not matured or will not mature within one year of the Statement of Net Position date.

VALID CODES: EF: 0,8 GL: 260XX

A126 Allowance for Uncollectable Lease CU – Noncurrent

Contra-account to the lease's receivable component unit account. To write off loans and notes receivable the allowance account should be debited, and the Leases Receivable account credited.

VALID CODES: EF:1-2, 0,8 GL: 261XX

A129 TOTAL LOANS, LEASES, AND NOTES RECEIVABLE

CALCULATION: SUM OF A12X

A130 OTHER NONCURRENT ASSETS**A131 Prepaid Charges and Other Assets**

That portion of operating expenses which is properly chargeable to operations in a period subsequent to the balance sheet date, such as unexpired insurance, interest, postage and non-depreciable SBITA.

VALID CODES: EF: 1-9 GL: 251xx
 EF: ALL GL: 252xx
 EF: ALL GL: 258xx

A132 Net Investment in Direct Financing Leases

This is the Lessor's minimum lease payments receivable less unearned income.

VALID CODES: EF: ALL GL: 255xx

A133 Due From Component Units

These are the amounts due from a university's component units.

VALID CODES: EF: ALL GL: 257xx

A134 Other Noncurrent Assets

All other noncurrent assets not otherwise classified.

VALID CODES: EF: ALL GL: 299xx

A139 TOTAL OTHER NONCURRENT ASSETS

CALCULATION: SUM OF A13X

A2XX CAPITAL ASSETS

Capital assets include land, improvements to land, easements, buildings, building improvements, vehicles, machinery, equipment, works of art and historical treasures, infrastructure, and all other tangible or intangible assets that are used in operations and that have initial useful lives extending beyond a single reporting period. Please see the *Guidelines for Capital Assets - Capitalization Thresholds* table at the end of this section for additional information regarding treatment of capital assets.

A210 DEPRECIABLE CAPITAL ASSETS

Depreciable capital assets are exhaustible assets that are depreciated over their useful lives.

A211 Buildings

All buildings and structures, including all permanently attached fixtures, machinery, and other appurtenances that cannot be removed without cutting into walls, ceilings, or floors, or otherwise damaging the building of the items so removed, are included. When buildings are purchased or acquired by gift or bequest, the valuation method is similar to that for land, with care being taken to allocate all elements of cost proportionately between the buildings and the related land. When buildings are constructed, either by contract or by the institution's own labor forces, all identifiable direct costs are included, plus payments for insurance during the construction period. If the building is constructed by the institution's own labor forces, the cost should include properly allocated overhead (indirect costs) as well. Significant alterations or structural changes that increase the usefulness, efficiency, or asset life of existing buildings should be added to the recorded valuation and appropriate entries should be made in the financial accounts. For computing use allowances, components should not be considered part of a building if they can be removed without the need for costly or extensive repairs or alterations to the building to make the space usable for other purposes; these components are more properly classified as equipment.

VALID CODES: EF: 0, 8 GL: 272xx

A212 Infrastructure and Other Improvements

Infrastructure assets are long-lived capital assets that normally are stationary in nature and normally can be preserved for a significantly greater number of years than most capital assets. Examples of infrastructure assets include roads, bridges, tunnels, drainage systems, water and sewer systems, dams, and lighting systems.

VALID CODES: EF: 0, 8 GL: 274xx

A213 Furniture and Equipment

Universities define property as equipment, fixtures, and other tangible personal property of a non-consumable and nonexpendable nature, the value or cost of which is \$5,000 or more and the normal expected life of which is one year or more, and hardback-covered bound books that are circulated to students or the general public, the value or cost of which is \$25 or more, and hardback-covered bound books that are not circulated, the value or cost of which is \$250 or more.

VALID CODES: EF: 0, 8 GL: 276xx

A214 Library Resources

This amount represents all library books, bound periodicals, microfilms, and other library items. Library acquisitions are valued at cost and deletions are valued at annual adjusted average cost.

VALID CODES: EF: 0, 8 GL: 282xx

A215 Leasehold Improvements

The code is used to record the value of property under capital right to use leases, and leasehold improvements

VALID CODES: EF: 0, 8 GL: 267xx

A216 Works of Art & Historical Treasures - Depreciable

Works of art, historical treasures, and similar assets should be capitalized at their historical cost or fair market value at date of donation (estimated if necessary) whether they are held as individual items or in a collection. It is encouraged, but not required, that collections (and all additions to the collection) be capitalized whether donated or purchased that meet the following conditions:

- a. Held for public exhibition, education, or research in furtherance of public service, rather than financial gain;
- b. Protected, kept unencumbered, cared for, and preserved; and
- c. Subject to an organizational policy that requires the proceeds from sales of collection items to be used to acquire other items for collections.

Capitalized collections or individual items that are exhaustible, such as exhibits whose useful lives are diminished by display or educational or research applications, should be depreciated over their estimated useful lives.

VALID CODES: EF: 0, 8 GL: 264xx

A217 Computer Software and Other Capital Assets

All fixed assets not otherwise classified. This includes livestock and computer software which includes all computer software purchased for data systems, computer systems, word processing systems, and other systems requiring operating software and documentation that has a useful life of one year or more, is owned or a non-time limited license for use and has a value of \$1,000 or more per unit of software. Livestock normally includes only those animals used for instruction in agriculture; valuation is fair market value.

VALID CODES: EF: 0, 8 GL: 288xx

A218 Accumulated Depreciation

This is the cumulative total of all depreciation expense for all classes of capital assets. The depreciation expense should be measured by allocating the net cost (historical cost less estimated salvage value) over the useful life of an asset in a systematic and rational manner.

VALID CODES: EF: 0, 8 GL: 265xx
 EF: 0, 8 GL: 268xx
 EF: 0, 8 GL: 273xx
 EF: 0, 8 GL: 275xx
 EF: 0, 8 GL: 277xx
 EF: 0, 8 GL: 283xx
 EF: 0, 8 GL: 285xx
 EF: 0, 8 GL: 289xx

A219 TOTAL DEPRECIABLE CAPITAL ASSETS

CALCULATION: SUM OF A21X

A220 NON-DEPRECIABLE CAPITAL ASSETS

Non-depreciable capital assets are inexhaustible assets that are not depreciated. An inexhaustible capital asset is one whose economic benefit or service potential is used up so slowly that its estimated useful life is extraordinarily long.

A221 Land

All tracts of land acquired by purchase, gift, and bequest or otherwise are included. When land is purchased, the valuation includes the amount paid for the land itself and all costs incidental to its acquisition, such as legal expenses and broker's fees, and expenses incurred in preparing the land for use, such as building demolition (less salvage value) and grading, when such expenditures are not directly connected with the construction of buildings or other improvements. When acquired by gift or bequest, the land is recorded at fair market value at the date of acquisition. An independent, professional appraisal is usually appropriate when real estate is involved.

VALID CODES: EF: 0, 8 GL: 271xx

A222 Construction Work in Progress

The cost of construction work undertaken but not yet completed.

VALID CODES: EF: 0, 8 GL: 278xx

A223 Works of Art & Historical Treasures - Non-Depreciable

Works of art, historical treasures, and similar assets should be capitalized at their historical cost or fair market value at date of donation (estimated if necessary) whether they are held as individual items or in a collection. It is encouraged, but not required, that collections (and all additions to the collection) be capitalized whether donated or purchased that meet the following conditions:

- a. Held for public exhibition, education, or research in furtherance of public service, rather than financial gain.
- b. Protected, kept unencumbered, cared for, and preserved; and
- c. Subject to an organizational policy that requires the proceeds from sales of collection items to be used to acquire other items for collections.

Depreciation is not required for collections or individual items that are inexhaustible.

VALID CODES: EF: 0, 8 GL: 266xx

A229 TOTAL NON-DEPRECIABLE CAPITAL ASSETS

CALCULATION: SUM OF A22X

A230 RIGHT TO USE LEASES AND SBITA

Per GASB 87, leases previously recorded as capital leases are now recorded as right to use leases.

A231 Right to Use Space/Other Leases

To record leases for space and all other types other than equipment previously recorded under capital leases prior to GASB 87.

VALID CODES: EF: 0, 8 GL: 284XX

A232 Accumulated Amortization – Right to Use Space/other Leases

To record the accumulated amortization of leases for space and all other types other than equipment previously recorded under capital leases prior to the implementation of GASB87.

VALID CODES: EF: 0, 8 GL: 285XX

A233 Right to Use Equipment Leases

To record equipment leases previously recorded as capital leases prior to GASB 87.

VALID CODES: EF: 0, 8 GL: ~~286XX~~ 2860X-2864X

A234 Accumulated Amortization Right to Use Equipment Leases

To record the accumulated amortization of leases for equipment previously recorded under capital leases prior to the implementation of GASB87.

VALID CODES: EF: 0, 8 GL: ~~287XX~~ 2870X-2874X

A235 SBITAAsset

To record Subscription-Based Information Technology Arrangements (SBITAs) as per GASB 96.

VALID CODES: EF: 0, 8 GL: 2865X-2869X

A236 Accumulated Amortization SBITA

To record the accumulated amortization for Subscription-Based Information Technology Arrangements (SBITAs) as per GASB 96.

VALID CODES: EF: 0, 8 GL: 2875X-2879X

A239 TOTAL RIGHT TO USE LEASES and SBITA

CALCULATION: SUM OF A23X

A249 TOTAL NONCURRENT ASSETS

CALCULATION: SUM OF A1XX + A2XX

A259 TOTAL ASSETS

CALCULATION: SUM OF A249 + A099

A260 DEFERRED OUTFLOWS OF RESOURCES

Deferred outflows of resources are reported as a separate section following Assets.

A261 Accumulated Decrease in Fair Value of Hedging Derivatives

VALID CODES: EF: 0, 8 GL: 253xx

A263 Deferred Loss on Bond Debt Refunding

To record the loss calculated between the reacquisition price and net carrying amount of old bond debt should be recorded as a deferred outflow of resources and recognized over the life of the old bond debt or the life of new bond debt, whichever is shorter.

VALID CODES: EF: ALL GL: 2560x-2567x

A264 Deferred Loss on CoP Debt Refunding

To record the loss calculated between the Certificate of Participation reacquisition price and net carrying amount of the old debt should be record as a deferred outflow of resources and recognized over the life of the old CoP debt or the life of new CoP debt, whichever is shorter.

VALID CODES: EF: ALL GL: 2568x

A265 Deferred Outflows of Pension Resources

The pension expense and deferred outflows of resources related to pensions that are required to be recognized by an employer primarily result from changes in the total pension liability and in the pension plans. Employer contributions subsequent to the measurement date of the net pension liability are required to be reported as deferred outflows of resources.

VALID CODES: EF: 1, 2 GL: 23500
EF: 1, 2 GL: 23600

A266 Deferred Outflows of Other Post-Employment Benefits

The pension expense and deferred outflows of resources related to OPEB are required to be recognized by an employer primarily result from changes in the total pension liability and in the pension plans. Employer contributions subsequent to the measurement date of the net OPEB liability are required to be reported as deferred outflows of resources.

VALID CODES: EF: 1 GL: 238xx

A267 Deferred Outflows – Asset Retirement Obligations

Per GASB 83, the deferred outflow of resources must be reported when an asset retirement obligation is recognized, unless the tangible capital asset is permanently abandoned before it is placed into operation.

VALID CODES: EF: ALL GL: 239xx

A268 Deferred Outflows – Other

All other deferred outflows not otherwise classified.

VALID CODES: **EF: ALL** **GL: 241xx**

A271 Deferred Outflows Leases

A lessee should recognize sale-leaseback as outflows of resources.

VALID CODES: **EF: 0,8** **GL: 2420x-2428x**

A279 TOTAL DEFERRED OUTFLOWS OF RESOURCES

CALCULATION: VALID CODES: **SUM OF A26x, A27x**

A299 TOTAL ASSETS AND DEFERRED OUTFLOWS OF RESOURCES

CALCULATION: VALID CODES: **SUM OF A259 + A279**

Guidelines for Capital Assets – Capitalization Thresholds

The universities financial statements report capital assets in accordance with standards established by the Governmental Accounting Standards Board (GASB). A capital asset is real or personal property with a cost equal to or greater than an established capitalization threshold and an estimated useful life extending beyond one year.

The universities' capital asset maximum thresholds for financial statement reporting are listed below. Universities may establish lower thresholds.

CAPITAL ASSET CATEGORY	CAPITALIZATION THRESHOLD
Land and Land Improvements	All
Intangible Assets (includes computer & ERP software and licenses)	\$4,000,000
Buildings and Building Improvements	No threshold for Cost of all new building construction, or renovation projects that add new square footage. \$250,000 for Renovation projects that do not add new square footage.
Infrastructure and Infrastructure Improvements	\$250,000
Leasehold Improvements	\$250,000
Property Under Capital Lease	Use the threshold for the appropriate asset category
Construction Work in Progress	Accumulate all costs and capitalize when completed, based on appropriate asset category
Furniture and Equipment (includes non-circulating books and reference materials)	\$5,000
Works of Art and Historical Treasures - Depreciable	\$5,000
Works of Art and Historical Treasures – Non-Depreciable	\$5,000
Library Resources - Depreciable (circulated to students or the general public)	\$250; All additions to the library catalog will be capitalized, irrespective of individual item costs.
Library Resources – Non-Depreciable (Non-circulating)	\$250; All additions to the library catalog will be capitalized, irrespective of individual item costs.

Other Capital Assets (includes Livestock & Animals)	\$5,000	
<p>Capital assets should be reported at historical cost at the date of acquisition. The cost of a capital asset should include ancillary charges necessary to place the asset into its intended location and condition for use. Ancillary charges include costs that are directly attributable to asset acquisition – such as freight and transportation charges, site preparation costs, and professional fees.</p>		
<p>When the historical cost of a capital asset is not practicably determinable, the estimated historical cost of the asset should be determined by reasonable and appropriate methods and recorded.</p>		
<p>Donated capital assets should be reported at their estimated fair value at the time of acquisition plus ancillary charges, if any.</p>		
<p>Improvements made to a capital asset that extends the useful life of the asset beyond one year and meet the guidelines above should be capitalized.</p>		
<p>Capital Assets that are not being depreciated should be disclosed separately from those that are being depreciated.</p>		
<p>Collections already capitalized at June 30, 1999, should remain capitalized and all additions to those collections should be capitalized, even if they meet the conditions for exemption from capitalization.</p>		
<p>NOTE: For collections not capitalized, disclosures should provide a description of the collection and the reasons these assets are not capitalized.</p>		
<p>A government is encouraged to capitalize a collection whether donated or purchased if it meets all of the following conditions. The collection is:</p>		
<p>1) Held for public exhibition, education, or research in furtherance of public service, rather than financial gain</p>		
<p>2) Protected, kept unencumbered, cared for, and preserved</p>		
<p>3) Subject to an organization policy that requires the proceeds from sales of collection items to be used to acquire other items for collections.</p>		

A3XX CURRENT LIABILITIES

Current liabilities are defined as short term obligations and claims that are paid off or consume a current asset within one year of the Statement of Net Position date.

A310 ACCOUNTS PAYABLE AND ACCRUED LIABILITIES

A311 Accounts Payable

All accounts payable due creditors outside the university, generally includes those items received and supported by invoices. It includes items classified as “Due to Federal Government” and “Due to Other Governmental Entities.” This account includes amounts due to other state agencies for goods and services rendered or State Central Service overhead money collected but not remitted to the State/Federal Relations Trust Fund and sales tax due to the Department of Revenue.

VALID CODES:	EF: ALL	GL: 311xx
	EF: ALL	GL: 354xx
	EF: ALL	GL: 355xx
	EF: 1, 9	GL: 611xx

A312 Construction Contracts Payable

These are the amounts due on contracts for construction of buildings, structures, and other improvements. Retainage on construction contracts should be recorded on this line.

VALID CODES:	EF: 1, 5-7, 0	GL: 313xx
---------------------	----------------------	------------------

A313 Accrued Salaries and Wages

Salaries and wages earned by employees but not yet paid.

VALID CODES:	EF: ALL	GL: 321xx
---------------------	----------------	------------------

A314 Temporary Cash Overdraft

This is the amount of the temporary cash overdraft at year-end.

VALID CODES:	EF: 1, 2	GL: 314xx
---------------------	-----------------	------------------

A315 Deposits Payable

Includes bid deposits, other suspense accounts, organization accounts and advances made by foundations.

VALID CODES:	EF: 1	GL: 3311x
	EF: ALL	GL: 3310x
	EF: ALL	GL: 3312x - 3319X
	EF: 9	GL: 6xxxx, 7xxxx

A319 TOTAL ACCOUNTS PAYABLE AND ACCRUED LIABILITIES

CALCULATION:	SUM OF A31X
---------------------	--------------------

A320 DUE TO OTHER FUNDS

A322 Due to Primary Government

All amounts due on account for borrowings between a university and the Division of Colleges and Universities or other agencies of the State of Florida. It does not include inter-agency receivables for goods or services.

VALID CODES: EF: 5-7, 9 GL: 353xx

A323 Due to Component Units

All amounts due on account for borrowings between a university and their component units.

VALID CODES: EF: ALL GL: 357xx

A329 TOTAL DUE TO OTHER FUNDS

CALCULATION: SUM OF A32X

A331 UNEARNED REVENUE

This represents amounts due within one year with no long-term portion. i.e., a 1–12-month contract or grant.

VALID CODES: EF: ALL GL: 3890x - 3899X

A340 LONG-TERM LIABILITIES - CURRENT PORTION

A341 Bonds and Revenue Certificates Payable

That portion of indebtedness represented by outstanding bonds which have matured or will mature within one year of the *Statement of Net Position* date.

VALID CODES:	EF: ALL	GL: 3610x - 3618x
	EF: ALL	GL: 362xx
	EF: ALL	GL: 3630x - 3638x
	EF: ALL	GL: 3640x - 3648x
	EF: ALL	GL: 366xx
	EF: ALL	GL: 371xx
	EF: ALL	GL: 372xx
	EF: ALL	GL: 373xx
	EF: ALL	GL: 374xx
	EF: ALL	GL: 375xx
	EF: ALL	GL: 381xx

A342 Loans & Notes Payable – Current

That current portion of indebtedness represented by outstanding loans and notes which have matured or will mature within one year of the *Statement of Net Position* date.

VALID CODES: EF: ALL GL: 3991x

A343 Installment Purchase Notes Payable

That present value portion of indebtedness represented by outstanding installment purchase notes which have matured or will mature within one year of the *Statement of Net Position* date. Includes contractual arrangements

for equipment such as computers but excludes contractual arrangements for fixed capital outlay or capital lease agreements.

VALID CODES: EF: ALL GL: 376xx
EF: ALL GL: 385xx

A344 Right to Use Leases Current

That present value portion of indebtedness represented by right to use leases which have matured or will mature within one year of the *Statement of Net Position* date:

VALID CODES: ~~EF: ALL GL: 377xx~~
EF: 0,8 GL: 3870x-3876x

A345 Accrued Self-Insurance Claims

In self-insurance funds, the reasonable estimable amount of claims relating to incidents that occurred prior to year-end, that are to be paid within one year of the *Statement of Net Position* date, whether or not claims have been asserted.

VALID CODES: EF: 0,8 GL: 324xx

A346 Compensated Absences Liability

The current portion of the liability is based on actual payouts over the last three years, calculated as a percentage of those years' total Compensated Absences Liability. Using the three-year percentage calculated, apply to the current year Compensated Absences Liability to arrive at the current liability amount.

Example:

Year	Payout/Usage	Total Liability
Year 1	\$1,000,000	\$10,000,000
Year 2	\$1,500,000	\$20,000,000
Year 3	<u>\$2,000,000</u>	<u>\$25,000,000</u>
Total	\$4,500,000	\$55,000,000

* calculated % to apply 8.2%

Note: See Page 36 for instructions on calculating the total Liability

VALID CODES: EF: ALL GL: 386xx

A347 Post Employment Health Care Benefits Payable – Current

Current portion of the Other Post-Employment Benefits (OPEB) liability as calculated under GASB 75.

VALID CODES: EF: 1 GL: 388xx

A348 Capital Improvement Debt Payable – Current

That portion of indebtedness represented by outstanding auxiliary revenue bonds which have matured or will mature within one year of the *Statement of Net Position* date.

VALID CODES: EF: ALL GL: 3619X
EF: ALL GL: 3639X
EF: ALL GL: 3649X
EF: ALL GL: 3659X
EF: ALL GL: 367XX

A349 Revenue Received in Advance Current

The represents the amount of revenue due within a year of long-term revenue received in advance, i.e., the current portion of the long-term revenue received in advance.

VALID CODES: EF: ALL GL: 3840x-3849x

A351 Asset Retirement Obligation – Current Portion of Long-Term Liability

GASB 82 requires reporting on the ARO current portion of long-term liability.

VALID CODES: EF: ALL GL: 396XX

A352 HIS - Current Portion of Long-Term Liability

VALID CODES: EF: 1, 2 GL: 395XX

A353 FRS - Current Portion of Long-Term Liability

VALID CODES: EF: 1, 2 GL: 394XX

A354 Right to Use Leases CU -Current

That present value portion of indebtedness represented by right to use leases with discretely presented component units which have matured or will mature within one year of the *Statement of Net Position* date.

VALID CODES: EF: 0, 8 GL: ~~3877x-3879x~~ 3877X-3878X

A355 SBITA – Current

That present value portion of indebtedness represented by Subscription-Based Information Technology Arrangements (SBITAs) which have matured or will mature within one year of the *Statement of Net Position* date.

VALID CODES: EF: 0, 8 GL: 38790-38794

A359 TOTAL LONG-TERM LIABILITIES - CURRENT PORTION

CALCULATION: SUM OF A34x & A35x

A361 Other Current Liabilities

All other current liabilities not otherwise classified.

VALID CODES: EF: ALL GL: 329xx
 EF: ALL GL: 369xx
 EF: ALL GL: 378xx
 EF: ALL GL: 379xx
 EF: ALL GL: 3990x, 3992x-3999x

A399 TOTAL CURRENT LIABILITIES

CALCULATION: SUM OF A3xx

A4XX NONCURRENT LIABILITIES

Noncurrent liabilities are obligations or claims with a maturity greater than one year from the *Statement of Net Position* date.

A411 Advances from Other Funds

Long-term advances from the State General Revenue Fund, such as for the establishment of a revolving fund or from other agencies.

VALID CODES: EF: 1-9 GL: 451xx

A431 Bonds and Revenue Certificates Payable

That portion of indebtedness represented by outstanding bonds which will mature after one year of the *Statement of Net Position* date.

VALID CODES: EF: ALL GL: 431xx
 EF: ALL GL: 445xx
 EF: ALL GL: 447xx
 EF: ALL GL: 4610x-4618x
 EF: ALL GL: 462xx
 EF: ALL GL: 4630x-4638x
 EF: ALL GL: 4640x-4648x
 EF: ALL GL: 466xx
 EF: ALL GL: 467xx
 EF: ALL GL: 468xx
 EF: 1-7 GL: 6910x-6918x
 EF: 1-7 GL: 695xx

A432 Loans and Notes Payable

That portion of indebtedness represented by outstanding loans and notes which will mature after one year of the *Statement of Net Position* date.

VALID CODES: EF: ALL GL: 4991x

A433 Installment Purchase Notes Payable

That present value portion of indebtedness represented by outstanding installment purchase notes which will mature after one year of the *Statement of Net Position* date. Includes contractual arrangements for equipment such as computers but excludes contractual arrangements for fixed capital outlay or right to use lease agreements.

VALID CODES: EF: ALL GL: 485xx
 EF: ALL GL: 433xx
 EF: 1-7 GL: 693xx

A434 Right to Use Leases Noncurrent

That present value portion of indebtedness represented by right to use leases which will mature after one year of the *Statement of Net Position* date.

VALID CODES: EF: ALL GL: 4870x-4876x
~~EF: ALL GL: 432xx~~
 EF: 1-7 GL: 694xx

A435 Accrued Self-Insurance Claims

In self-insurance funds, the reasonable estimable amount of claims relating to incidents that occurred prior to year-end, that are to be paid after one year of the *Statement of Net Position* date, whether or not claims have been asserted.

VALID CODES: EF: ALL GL: 498xx

A436 Compensated Absences Liability

Used to record the noncurrent portion of the accrued liability for absences for which employees will be paid, such as compensatory, annual, and sick leave.

Instruction for Calculation of Compensated Absences:

The universities should compute and report values of accrued annual and vested sick leave balances at the end of each fiscal year as follows:

Multiply the annual leave balance for each employee, at June 30, by their hourly rate of pay as of the fiscal year-end. Increase the amount by the amounts representing the employer's current social security and Florida Retirement System Contribution rates.

Multiply the vested sick leave balances for each employee, at June 30, with eight years and seven months or more service by the hourly rate of pay as of the fiscal year-end by 1/8, 1/4, or other rate as established by the University Board of Trustees or other governing body, as applicable. Increase the amount by the amount representing the employer's current social security. (See Section 110.122(3), Florida Statutes, for limits of liability.)

The total of the amounts determined in 1 and 2 above should be shown as "48600 (A436) - Compensated Absences Liability" in the Unrestricted Current Fund and the increase or decrease in this liability each year should be debited or credited to the applicable expense account.

Note: Totals for compensatory, annual, and sick leave should be separately calculated and disclosed in the footnote. This does not include the leave liability for eligible DROP participants.

An example of entries to record the compensated absences:

Assume the computed liability is \$1,500,000 at July 1 of the fiscal year and is \$2,500,000 at June 30 of the fiscal year. The university would make the following entries:

To record expenditure accrued in fiscal year:

		DR.	CR.
B205	Expenditure (Appropriate Accounts)	1,000,000	
A436	Compensated Absences Liability		1,000,000
VALID CODES:	EF: ALL	GL: 486xx	

A437 Other Noncurrent Liabilities

All other noncurrent liabilities not otherwise classified.

VALID CODES: EF: ALL GL: 469xx
 EF: ALL GL: 490xx
 EF: ALL GL: 4990x, 4992x-4999x

A438 Due To Component Units

That portion of indebtedness represented by outstanding amounts due to a university's component units which will mature after one year of the *Statement of Net Position* date.

VALID CODES: EF: ALL GL: 457xx

A439 Right to Use Leases - CU Noncurrent

That present value portion of indebtedness represented by right to use leases with discretely presented component units which will mature after one year of the *Statement of Net Position* date.

VALID CODES: EF: 0, 8 GL: ~~4877x-4879x~~ 4877X-4878X

A441 Post Employment Health Care Benefits Payable – Noncurrent

That portion of the Other Post-Employment Benefits (OPEB) liability as calculated under GASB 75 which will mature after one year of the Statement of Net Asset date. The amount of this liability is the “Estimated Net OPEB Obligation” less the amount reported on Exhibit Code A347 – Post Employment Health Care Benefits Payable – Current.

VALID CODES: EF: 1 GL: 488xx
VALID CODES: EF: 1 GL: 4880x TO 4887x, 4889x

A442 Revenues Received in Advance – Noncurrent

VALID CODES: EF: ALL GL: 489xx

A443 Asset Retirement Obligations – Noncurrent

The long-term portion of the Asset Retirement obligations liability as outlined in GASB 83. The accumulation of resources in a governmental fund for eventual payment of unmatured general long-term indebtedness, including AROs, does not constitute an outflow of current financial resources and should not result in the recognition of an additional governmental fund liability or expenditure.

VALID CODES: EF: ALL GL: 484xx

A444 SBITA – Noncurrent

That present value portion of indebtedness represented by Subscription-Based Information Technology Arrangements (SBITAs) which will mature after one year of the *Statement of Net Position* date.

VALID CODES: EF: 0, 8 GL: 48790-48794

A445 Pension Liability

In governmental fund financial statements, the cost-sharing employer’s proportionate share of the collective net pension liability is required to be recognized to the extent the liability is normally expected to be liquidated with expendable available financial resources. Pension expenditures should be recognized equal to the total of (1) amounts paid by the employer to the pension plan and (2) the change between the beginning and ending balances of amounts normally expected to be liquidated with expendable available financial resources.

VALID CODES: EF: 1, 2 GL: 494xx
VALID CODES: EF: 1, 2 GL: 495xx

A448 Capital Improvement Debt Payable - Noncurrent

That portion of indebtedness represented by outstanding auxiliary revenue bonds which will mature after one year of the *Statement of Net Position* date.

VALID CODES: EF: ALL GL: 459xx

EF: ALL	GL: 4619X
EF: ALL	GL: 4639X
EF: ALL	GL: 4649X
EF: ALL	GL: 4659X
EF: 1-7	GL: 6919X

A449 TOTAL NONCURRENT LIABILITIES

CALCULATION: SUM OF A4XX

A459 TOTAL LIABILITIES

CALCULATION: SUM OF A399 + A449

A460 Deferred Inflows of Resources

A461 Accumulated Increase in Fair Values of Hedging Derivatives

VALID CODES: EF: 0, 8 GL: 453xx

A462 Deferred Service Concession Arrangement Receipts

To record Deferred Inflows of Resources for Service Concession Arrangements based on applicable GASB Statements and guidance provided by the Department of Financial Services

VALID CODES: EF: 0,8 GL: 454xx

A463 Deferred Gain on Bond Debt Refunding

To record the gain calculated between the bond reacquisition price and net carrying amount of the old debt should be record as a deferred outflow of resources and recognized over the life of the old bond debt or the life of new bond debt, whichever is shorter.

VALID CODES: EF: ALL GL: 4650x -4657

A464 Deferred Gain on CoP Debt Refunding

To record the gain calculated between the Certificate of Participation reacquisition price and net carrying amount of the old debt should be record as a deferred outflow of resources and recognized over the life of the old CoP debt or the life of new CoP debt, whichever is shorter.

VALID CODES: EF: ALL GL: 4658x

A465 Deferred Inflows of Pension Resources

The deferred inflows of resources related to pensions that are required to be recognized by an employer primarily result from changes in the total pension liability and in the pension plan's fiduciary net position.

VALID CODES: EF: 1, 2 GL: 47700
VALID CODES: EF: 1, 2 GL: 47800

A466 Deferred Inflows of Other Post-Employment Benefits

The deferred inflows of resources related to OPEB that are required to be recognized by an employer primarily result from changes in the total pension liability and in the OPEB plan's fiduciary net position.

VALID CODES: EF: 1 GL: 482xx

A467 Deferred Inflows of Irrevocable Split-Interest Agreements

The deferred inflows of resources related to irrevocable split-interest agreements that are required to be recognized per GASB 81.

VALID CODES: EF: 0, 1 GL: 481x

A468 Deferred Inflows - Other

All other deferred inflows not otherwise classified.

VALID CODES: EF: ALL GL: 4835x-4839x

A471 Deferred Inflows Leases

A lessee should recognize sale-leaseback as outflows of resources.

VALID CODES: EF: 0,8 GL: 4830x-4834x

A479 TOTAL DEFERRED INFLOWS OF RESOURCES

CALCULATION: SUM OF A46x + A471

A499 TOTAL LIABILITIES & DEFERRED INFLOWS OF RESOURCES

CALCULATION: SUM OF A459 + A479

A5XX NET POSITION

Net Position is the difference between an institution's assets and liabilities. Net Position is displayed in three components:

Invested in Capital Assets, Net of Related Debt, and

Restricted (distinguishing between major categories of restrictions), and

Unrestricted.

Note: *The Net Position is system calculated for external funds 1 through 8. Component units (external fund 0) Net Position is to be entered by the university using the specified General Ledger code. In a true agency fund, all assets belong to other parties, and therefore assets should equal liabilities with Net Position being zero.*

A510 NET INVESTMENTS IN CAPITAL ASSETS

This component of Net Position consists of capital assets, net of accumulated depreciation and reduced by the outstanding balances of any bonds, notes or other borrowings that are attributable to the acquisition, construction, or improvement of these assets. If there are significant unspent related debt proceeds at year-end, the portion of the debt attributable to the unspent proceeds should **not** be included in the calculation of this component. Rather, that portion of the debt should be included in the same Net Position component as the unspent proceeds, for example, *restricted for capital projects*.

Note: *If there are any significant unspent related debt proceeds at year-end, the portion of the debt attributable to the unspent proceeds as well as the unspent proceeds should be recorded in external 5 or 6. All other debt related to capital assets should be recorded in external fund 8.*

CALCULATION:
 TOTAL ASSETS **EF: 8 EXH CODE: A299**
LESS:
 TOTAL LIABILITIES **EF: 8 EXH CODE: A499**

VALID CODES: **EF: 8 GL: 5601X**
 EF: 0 GL: 5611X

A520 RESTRICTED

Net Position should be reported as restricted when constraints placed on net asset use are either:

Externally imposed by creditors (such as through debt covenants), grantors, contributors, or laws or regulations of other governments, or

Imposed by law through constitutional provisions or enabling legislation.

Internally established constraints are designations and do not meet the GASB definition of restricted.

When permanent endowments or permanent fund principal are included, restricted assets should be displayed in two additional components - expendable and nonexpendable.

Nonexpendable:

Nonexpendable Net Position is those that are required to be retained in perpetuity.

A521 Nonexpendable Endowment

Endowment Funds are funds with respect to which donors or outside agencies have stipulated, as a condition of the gift, that the principal is not expendable - that is, it is to remain inviolate, in perpetuity and is to be invested for the purpose of producing present and future income which may either be expended or added to the principal.

CALCULATION:
 EF 4 A259 - TOTAL ASSETS
 EF 4 A269 - TOTAL DEFERRED OUTFLOWS OF RESOURCES
LESS:
 EF 4 A459 - TOTAL LIABILITIES
 EF 4 A469 - TOTAL DEFERRED INFLOWS OF RESOURCES

VALID CODES: **EF: 0** **GL: 563XX**
 EF: 4 **GL: 5602X**

Expendable:

Expendable Net Position is those that are not required to be retained in perpetuity.

A522 Debt Service

Debt Service consists of the Net Position held for the retirement of indebtedness.

CALCULATION:		
	EF 7 A259	- TOTAL ASSETS
	EF 7 A269	- TOTAL DEFERRED OUTFLOWS OF RESOURCES
	LESS:	
	EF 7 A459	-TOTAL LIABILITIES
	EF 7 A469	-TOTAL DEFERRED INFLOWS OF RESOURCES
VALID CODES:	EF: 0	GL: 564XX
	EF: 7	GL: 5603X

A523 Loans

Loan Funds consist of loans to students and of resources available for such purposes. The terms of loan agreements usually specify that the money operate on a revolving basis, i.e., repayments of principal and interest are loaned to other individuals.

CALCULATION:		
	EF 3A259	- TOTAL ASSETS
	EF 3A269	- TOTAL DEFERRED OUTFLOWS OF RESOURCES
	LESS:	
	EF 3A459	- TOTAL LIABILITIES
	EF 3A469	- TOTAL DEFERRED INFLOWS OF RESOURCES
VALID CODES:	EF: 0	GL: 5621X
	EF: 3	GL: 5604X

A524 Capital Projects

Capital Projects consists of those Net Position held for the construction and renewal and replacement of Net Position.

Note: *If there are any significant unspent related debt proceeds at year-end, the portion of the debt attributable to the unspent proceeds as well as the unspent proceeds should be recorded in external 5 or 6. All other debt related to capital assets should be recorded in external fund 8.*

CALCULATION:		
	EF 5, 6 A259	- TOTAL ASSETS
	EF 5, 6 A269	- TOTAL DEFERRED OUTFLOWS OF RESOURCES
	LESS:	
	EF 5, 6 A459	- TOTAL LIABILITIES
	EF 5, 6 A469	- TOTAL DEFERRED INFLOWS OF RESOURCES
VALID CODES:	EF: 0	GL: 5622X
	EF: 5, 6	GL: 5605X

A525 Other Restricted

Other Restricted consists of that Net Position not otherwise classified in any of the other restricted net asset classification.

CALCULATION:		
	EF2 A259	- TOTAL ASSETS
	EF2 A269	- TOTAL DEFERRED OUTFLOWS OF RESOURCES
	LESS:	
	EF2 A459	- TOTAL LIABILITIES
	EF2 A469	- TOTAL DEFERRED INFLOWS OF RESOURCES
VALID CODES:	EF: 0	GL: 5623X

(THIS PAGE INTENTIONALLY LEFT BLANK)

4 STATEMENT OF REVENUES, EXPENSES, AND CHANGES IN NET POSITION — EXHIBIT B

The *Statement of Revenues, Expenses, and Changes in Net Position* is the operating statement of the institution and as such, the statement reports all revenues and expenses of the institution for the fiscal year. Revenues are reported by major source and are reported gross with related discounts and allowances reported directly beneath the revenue amount. The statement distinguishes between operating and nonoperating revenues and expenses, with operating revenues and expenses displayed first and then their resulting net is displayed as operating income. Nonoperating revenues and expenses are then reported after operating income. Revenues from capital contributions and additions to the principal of permanent and term endowments, special and extraordinary items and transfers are reported separately, after nonoperating revenues and expenses.

B100 OPERATING REVENUES

Operating revenues are defined as revenues generated from the primary mission of the university: instruction, research, and public service; as well as revenues generated from auxiliary enterprise operations. Operating revenues normally, but not always, result from exchange transactions defined as revenues received in exchange for a good or service.

Component Unit Support that qualifies as operating Revenues:

Salary payments for university employees providing services to component unit.

The following definitions are to be used in the classification of operating revenues.

B105 Student Tuition and Fees

All per credit hour tuition and fees and other mandatory fees assessed for educational purposes to students, excluding capital improvement fees and building fees. This includes continuing education per credit and non-credit hour fees and study abroad fees but excludes fines and penalties.

Note: GASB recommends either deferring or accruing the revenue and expenditures for a summer session which is carried out during two fiscal years. The amounts accrued or deferred are not material, difficult to calculate, and difficult to verify during a post audit. Based upon this, the Auditor General's Office recommended in 1986 that the SUS use the fiscal year end as a cut-off for all fiscal activity without concerning itself with the fiscal year within which the academic term predominantly falls. This will not result in a material departure from GASB and would simplify the preparation and auditing of the financial statements.

VALID CODES: EF: 1, 2, 3

GL: 613XX (*-1)

B106 Less: Tuition Scholarship Allowances

NACUBO Advisory Report 2000-5 (AR2000-5) defines scholarship allowances for the purpose of accounting for and reporting revenues net of discounts as required by paragraph 100 of GASB Statement No. 34. Scholarship allowances are defined as the difference between the stated charge for goods and services provided by the institution and the amount that is paid by the student and/or third parties making payments on behalf of the student. Each university will use either the direct or alternate method to determine that portion of applicable financial aid support to be applied as scholarship allowances and student aid expenses.

Data needed to determine the portion of applicable financial aid support to be applied as scholarship allowances and student aid expenses using the Alternate Method:

- A. Financial Aid not recognized as revenue of the institution, such as:

Perkins

Nursing Loans

Stafford

PLUS

Direct Lending

Other Custodial Loans

- B. Institutional resources provided as financial aid, such as:
- SEOG*
 - Pell*
 - Athletic Scholarships*
 - Transfers from Foundation (non-specified recipient)*
 - State Appropriations*
 - Financial Aid Fees*
 - Bright Futures Scholarships*
 - Florida Student Assistance Grants*
- C. Third Party Payments - payments received from outside entities directly applied to the student's account and that is recognized as student related revenues, such as:
- Prepaid College Savings Program*
 - Armed Forces*
 - Any other meeting the definition*
- D. Total Payments by Students
- E. Total Refunds Made to Students
- F. Total non-monetary institutional waivers (discounts) applied to students' accounts, excluding capital improvement and building fees.

The algorithm to be applied is as follows:

Step 1:

Compute the total postings to student accounts receivable that could potentially generate a refund (H).

CALCULATION: $A + B + C + F = H$

Step 2:

Compute the proportion of institutional resources that represent scholarship allowances and student aid expenses to student accounts receivable that could generate a refund (I).

CALCULATION: $(B + F) / H = I$

Step 3:

Compute the amount of refunds to be applied as a student aid expenses (J).

CALCULATION: $E * I = J$

Step 4:

Compute the amount of scholarship allowances (K)

CALCULATION: $B + F - J = K$

The amount calculated as K will need to be recorded as an adjusting entry in the Automated Financial Statements (AFS) system in GL Code 7681x.

VALID CODES: EF: 1, 2, 3 GL: 7681X (*-1)

B107 Net Student Tuition and Fees

CALCULATION: B105 + B106

B110 Federal Grants and Contracts

Federal contracts and grants (non-capital) that are contracts for services less the amount refunded to grantors and includes Federal appropriations.

VALID CODES: EF: 1, 2, 3 GL: 6141x (*-1)

B115 State and Local Grants and Contracts

State contracts and grants (non-capital) that are contracts for services or commodities that are not included in the current Plant Fund Group; includes those state and local contracts that provide for operating capital outlay purchases.

VALID CODES: EF: 1, 2, 3 GL: 6142x (*-1)

B120 Nongovernmental Grants and Contracts

Non-governmental contracts and grants (non-capital) that are contracts for services or commodities that are not included in the current Plant Fund Group; excludes gifts (non-operating).

VALID CODES: EF: 1, 2, 3 GL: 6143x (*-1)

B125 Sales & Services of Educational Departments

This category includes (1) revenues that are incidental to the conduct of instruction, research, and public service, and (2) revenues of activities that exist to provide an institutional and laboratory experience for students and that incidentally create goods and services that may be sold to students, staff, and the general public. The type of service rendered takes precedence over the form of agreement by which these services are rendered. Examples of such revenues are film rentals, scientific and literary publications, testing services, university presses and dairy products.

VALID CODES: EF: 1, 2 GL: 6711x (*-1)
EF: 1, 2 GL: 6721x (*-1)

B130 Sales and Services of Auxiliary Enterprises

An auxiliary enterprise is an entity that exists to furnish goods or services to students, faculty, or staff and that charges a fee directly related to, although not necessarily equal to, the cost of the goods and services. This category includes revenues (net of refunds) generated by operations.

VALID CODES: EF: 1 GL: 6712x (*-1)
EF: 1 GL: 6722x (*-1)
EF: 1 GL: 6741x (*-1)
EF: 1 GL: 6751x (*-1)
EF: 1 GL: 6791x (*-1)

B131 Sales and Services of Component Units

This category includes revenues generated by sales and services of component unit operations.

VALID CODES: EF: 0 GL: 672xx (*-1)

B132 Hospital Revenues

This category includes revenues generated by hospital operations of component units such as Shands Teaching Hospital.

VALID CODES: EF: 0 GL: 613xx (*-1)

B133 Royalties and Licensing Fees

This category includes revenues generated from royalties and licensing fee of component units.

VALID CODES: EF: 0 GL: 674xx (*-1)
EF: 0 GL: 675xx (*-1)

B134 Gifts and Donations

This category includes revenues generated from the fundraising activities of component units.

VALID CODES: EF: 0 GL: 614xx (*-1)

B135 Interest on Loans Receivable

Income earned from student loan activities.

VALID CODES: EF: 1, 2, 3 GL: 662xx (*-1)

B140 Other Operating Revenue

Other operating revenues not otherwise classified.

VALID CODES: EF: 1, 2, 3 GL: 616xx (*-1)
EF: 1, 2, 3, 0 GL: 619xx (*-1)
EF: 1, 2, 3 GL: 656xx (*-1)
EF: 1, 2, 3 GL: 659xx (*-1)
EF: 1, 2, 3 GL: 6710x (*-1)
EF: 1, 2, 3 GL: 6713x TO 6719X (*-1)
EF: 1, 2, 3 GL: 6720x (*-1)
EF: 1, 2, 3 GL: 6723x TO 6729X (*-1)
EF: 1, 2, 3 GL: 6740x (*-1)
EF: 1, 2, 3 GL: 6742x TO 6749X (*-1)
EF: 1, 2, 3 GL: 6750x (* - 1)
EF: 1, 2, 3 GL: 6752x TO 6759x (*-1)
EF: 1, 2, 3, 0 GL: 6790x (*-1)
EF: 0 GL: 6791x (*-1)
EF: 1, 2, 3, 0 GL: 6792x TO 6799X (*-1)

B199 TOTAL OPERATING REVENUES

CALCULATION: SUM OF B1XX

B200 OPERATING EXPENSES

Operating expenses are defined as expenses associated with the primary mission of the university: instruction, research, and public service; as well as expenses incurred for academic and institutional support, plant operations, student services, scholarships and fellowships, and auxiliary enterprise operations. Operating expenses will be reported by natural classification (instead of functional) based on the General Ledger code.

Note: *When resources are expended for an operating purpose, the character of the revenue source does not affect the classification of the expense.*

The following definitions are to be used in the classification of operating expenses.

B205 Compensation and Employee Benefits

Compensation for services of employees filling full-time positions. Also includes person not filling full-time positions but who are working in an employer-employee relationship (i.e., temporary employees, seasonal employees, student or graduate assistants, part-time academic employees)

VALID CODES:

EF: 0-2,5,6

GL: 771xx

B210 Services and Supplies

Includes all professional contracts with independent contractors who are not in an employer-employee relationship excluding those contracts relating to capital assets activities. Includes educational, agricultural, and medical supplies, maintenance and heating supplies, motor fuels and lubricants, and office supplies. Also includes cost of goods sold. Includes contracts for repairs and minor alterations (non-capitalized) to capital assets and maintenance and service agreements on equipment. Also includes the recording of allowance for doubtful accounts for accounts receivable and the removal of student loans receivable due to reasons of cancellation. Also includes other operating expenses not otherwise classified such as travel, insurance, rental of buildings and equipment, and postage and freight.

VALID CODES:

EF: 1, 2, 3, 5, 6, 0

GL: 7110x

EF: 1, 2, 3, 5, 6, 0

GL: 7112x TO 7119X

EF: 1, 2, 3

GL: 756xx

EF: 1, 2, 3

GL: 759xx

EF: 0-2,5,6

GL: 761xx

EF: 1, 2, 3

GL: 762xx

EF: 0-2,5,6

GL: 772xx

EF: 0-2,5,6

GL: 773xx

EF: 1, 2, 3, 0

GL: 774xx

EF: 1, 2, 3

GL: 776xx

B215 Utilities

Includes charges for heat, light, gas, electric utilities, telephones, cell phones, pagers, and refuse collection services.

VALID CODES:

EF: 0-2,5,6

GL: 7111x

B230 Scholarships and Fellowships

Includes awards to students in the form of scholarships and fellowships for which there is no obligation to repay.

VALID CODES:	EF: 1, 2, 0	GL: 7680x
	EF: 1, 2	GL: 7682x TO 7689X

B235 Depreciation Expense

The portion of the allocation of the cost of a capital asset over its useful life that is charged each year in which they have a useful life.

VALID CODES:	EF: ALL	GL: 775xx
	EF: ALL	GL: 725xx

B240 Self Insurance Claims and Expenses

Includes the amount of claims incurred and their associated expenses by the self-insurance programs.

VALID CODES:	EF: 1, 2	GL: 777xx
---------------------	-----------------	------------------

B299 TOTAL OPERATING EXPENSES

CALCULATION:	SUM OF B2XX
---------------------	--------------------

B300 TOTAL OPERATING INCOME (LOSS)

The total operating income is the difference between operating revenues and operating expenses.

CALCULATION:	TOTAL OPERATING REVENUES	EXH CODE: B199
	LESS: TOTAL OPERATING EXPENSES	EXH CODE: B299

B400 NON-OPERATING REVENUES (EXPENSES)

Non-operating revenues and expenses are defined as revenues and expenses not derived from or incurred for the basic mission operations of the university. Nonoperating revenues normally, but not always, result from non-exchange transactions, defined as value received with no good or service exchanged. See *GASB Statement No. 33* for requirements on non-exchange transactions.

Component Unit Support that qualifies as Non-operating Revenues:

Salary supplements for university faculty and staff

Student scholarships

Subsidies to cover university operating expenses.

Noncapital gifts

The following definitions are to be used in the classification of non-operating revenues and expenses.

B405 State Appropriations

Appropriations received from the state of Florida for non-capital purposes.

VALID CODES:	EF: 1, 2, 3	GL: 631xx (*-1)
	EF: 1, 2, 3	GL: 635xx (*-1)
	EF: 1, 2, 3	GL: 636xx (*-1)

B406 Federal and State Student Financial Aid

Federal and State non-capital contracts and grants received for student financial aid. This includes Pell grant monies, Federal Work Study, Bright Futures, SEOG and Florida Student Assistance Grant programs.

VALID CODES:	EF: 1, 2, 0	GL: 6830x TO 6838x (*-1)
--------------	-------------	--------------------------

B407 State Appropriated American Recovery & Reinvestment Act Funds

Appropriations received from the State of Florida for the Federal American Recovery & Reinvestment Act.

VALID CODES:	EF: 2	GL: 632xx (*-1)
--------------	-------	-----------------

B408 Noncapital Grants, Contracts, and Gifts

Noncapital grants, contracts, and gifts received as non-exchange transactions. This includes insurance recovery funds, disaster relief funds, and other amounts classified as non-exchange.

VALID CODES:	EF: 1, 2, 0	GL: 6839X (*-1)
--------------	-------------	-----------------

B410 Investment Income

Revenues generated from investments, including realized gains and losses.

VALID CODES:	EF: ALL	GL: 615xx (*-1)
	EF: ALL	GL: 677xx (*-1)
	EF: ALL	GL: 678xx (*-1)
	EF: ALL	GL: 686xx (*-1)

B411 Unrealized Gains and Losses

This account is used to reflect the monies that would have been made or lost if investments had been sold at year-end (market value adjustment).

VALID CODES:	EF: ALL	GL: 788xx (*-1)
--------------	---------	-----------------

B414 Less: Investment Expenses

All expenses related to the generation of investment income.

VALID CODES:	EF: ALL	GL: 7891x (*-1)
--------------	---------	-----------------

B415 Net Investment Income

CALCULATION: SUM OF B410 + B411 + B414

B419 Other Non-Operating Revenues

Nonoperating revenues not otherwise classified; includes Federal Government Advances.

VALID CODES:	EF: 4-8	GL: 656xx (*-1)
	EF: 4-8	GL: 659xx (*-1)
	EF: 4-8	GL: 682xx (*-1)
	EF: 1-8	GL: 684xx (*-1)
	EF: 1-8	GL: 685xx (*-1)
	EF: 0,1-2,8	GL: 668XX (*-1)
	EF: 0-8	GL: 6890x-6898x (*-1)
	EF: 9	GL: 68991-68998
	EF: 0-2	GL: 697XX (*-1)

B420 Gain/Loss on Disposal of Capital Assets

Significant gains and losses on the disposal of capital assets will be reported on this line. Any insignificant gains or losses will be reported as non-operating expenses on B430.

VALID CODES: EF: ALL GL: 726xx (*-1)

B425 Interest on Asset-Related Debt

Interest expense related to debt held for capital assets.

VALID CODES: EF: 0-8 GL: 732xx (*-1)

B430 Other Non-Operating Expenses

All non-operating expenses not otherwise classified.

VALID CODES:	EF: 4-8	GL: 756xx (*-1)
	EF: 4-8	GL: 759xx (*-1)
	EF: ALL	GL: 781xx (*-1)
	EF: 1-8	GL: 782xx (*-1)
	EF: 0-8	GL: 783xx (*-1)
	EF: 1-8	GL: 784xx (*-1)
	EF: 1-8	GL: 785xx (*-1)
	EF: 0-8	GL: 7890x (*-1)
	EF: 0-8	GL: 7892x TO 7899x (*-1)

B499 TOTAL NON-OPERATING REVENUES (EXPENSES)

CALCULATION: SUM OF B4XX

B500 INCOME (LOSS) BEFORE CONTRIBUTIONS AND TRANSFERS

The Income (Loss) Before Contributions and Transfers is the total the operating income and loss and the nonoperating revenues and expenses.

CALCULATION:

SUM OF B300 + B499

B600 CONTRIBUTIONS, TRANSFERS, SPECIAL & EXTRAORDINARY ITEMS

The contributions and transfers represent the amount of revenues from capital contributions, additions to the principal of permanent and term endowments, special and extraordinary items, and transfers.

Component Unit Support that Qualifies as Contributions and Transfers:

Construction matching

Capital gifts

B605 Additions to Permanent Endowments

Gifts that increase the endowment principal. Does not include reinvested investment income.

VALID CODES:

EF: 0,4

GL: 6990X-6998x (*-1)

B610 Capital Appropriations

State appropriations for the acquisition, construction, or improvement of capital assets.

VALID CODES:

EF: 5-8

GL: 631xx (*-1)

EF: 5-8

GL: 637XX (*-1)

B615 Capital Grants, Contracts and Donations

All grants and contracts for the acquisition, construction, or improvement of capital assets.

VALID CODES:

EF: 0,1,5-8

GL: 621xx (*-1)

EF: 0,1,5-8

GL: 687xx (*-1)

B620 Fees for Capital Projects

All per credit hour tuition and fees and flat fees assessed to students to be used for capital projects which are not remitted to the Division of Colleges and Universities, excluding that portion of the capital improvement fee designated for childcare centers.

VALID CODES:

EF: 5-8

GL: 613xx (*-1)

B680 Other Revenues(Expenses)

Other revenues/expenses not classified as either operating or non-operating expense.

Valid Codes:

EF: ALL

GL: 7901x

B694 Special Items

Significant transactions or other events within the control of management that are either unusual in nature or infrequent in occurrence are special items. Special items should also be reported separately in the statement of activities, before extraordinary items, if any, as described in paragraph 56 of GASB 34.

VALID CODES: EF: 1-8 GL: 791xx

B695 Extraordinary Items

Extraordinary items are transactions or other events that are both unusual in nature and infrequent in occurrence, as defined in paragraph 55 of GASB 34.

VALID CODES: EF: 1-8 GL: 792xx

B700 CHANGE IN NET POSITION

The total of the Income (Loss) Before Contributions and Transfers and Contributions and Transfers.

CALCULATION: SUM OF B500 + B6xx

B800 TOTAL NET POSITION - BEGINNING

The ending Net Position from the prior year, not including audit adjustments.

VALID CODES:	EF: 1-8	GL: 511xx (*-1)
	EF: 1-8	GL: 521xx (*-1)
	EF: 1-8	GL: 528xx (*-1)
	EF: 1-8	GL: 539xx (*-1)
	EF: 1-9	GL: 549xx (*-1)
	EF: ALL	GL: 559xx (*-1)
	EF: 1-8	GL: 561xx (*-1)
	EF: 1-8	GL: 562xx (*-1)
	EF: 1-8	GL: 563xx (*-1)
	EF: 7	GL: 564xx (*-1)

(INCLUDING RECONCILIATION OF OPERATING CASH FLOWS TO OPERATING INCOME) - EXHIBIT C AND D

B850 ADJUSTMENTS TO BEGINNING NET POSITION

Adjustments made to the beginning Net Position. Adjustments should be made only when amounts are considered material or if there is a change in accounting practice. All non-material adjustments should be reported through current year operations.

VALID CODES: EF: ALL GL: 542xx (*-1)

B900 TOTAL NET POSITION - ENDING

The total of the Change in Net Position and the Beginning Net Position.

CALCULATION:**SUM OF B700 + B800 + B850**

BXXX NOT TO BE USED IN EXHIBITS

Items within this exhibit code represent transactions within the organization which are eliminated for reporting purposes. These items include property and resource transfers within the university.

VALID CODES:**EF: 1-9****GL: 655xx****EF: 0-8****GL: 6570x - 6578x****EF: 1-8****GL: 752xx****EF: 1-9****GL: 755xx****EF: 0-8****GL: 7570x - 7578x****EF: 1-8****GL: 652xx****EF: ALL****GL: 799xx**

(THIS PAGE INTENTIONALLY LEFT BLANK)

5 STATEMENT OF CASH FLOWS

GASB 34 requires a *Statement of Cash Flows (Exhibit C)* presenting the cash flows from operating activities by the direct method. In addition, a *Reconciliation of Operating Cash Flows to Operating Income (Exhibit D)* is also required as part of this statement.

EXHIBIT C - STATEMENT OF CASH FLOWS

The purpose of the Statement of Cash Flows is to provide relevant information about the cash receipts and cash payments of an institution during the fiscal year. The Statement of Cash Flows reports the cash effects during the fiscal year of an institution's operations, its noncapital financing transactions, its capital and related financing transactions, and its investing transactions.

The following definitions should be used in properly classifying the cash flows of the institution.

Note: Where the indication in the calculation is "DIFF", it refers to the difference between the current year Statement of Net Position account and the prior year Statement of Net Position account. All amounts are multiplied by -1.

Note: All General Ledger codes "6xxxx" and "7xxxx" bypass the Statement of Cash Flows if the External Fund is equal to "8".

Note: General ledger codes 657xx and 757xx are multiplied by -1 to arrive at the adjustment to C700 used in the calculation of Adjusted Cash on Exhibit C.

C100 CASH FLOWS FROM OPERATING ACTIVITIES

Operating activities generally result from providing services and goods and includes transactions and other events that are not defined as capital and related financing, noncapital financing, or investing activities. *GASB Statement No. 9* defines cash inflows from operating activities to include:

Cash inflows from sales of goods or services, including receipts from collection of accounts receivable and both short-term and long-term notes receivable from customers arising from these sales.

Cash receipts from quasi-external operating transactions with other funds.

Cash receipts from grants for specific activities that are considered to be operating activities of the grantor government. (A grant arrangement of this type is essentially the same as a contract for services.)

Cash receipts from other funds for reimbursement of operating transactions.

All other cash receipts that do not result from transactions defined as capital and related financing, noncapital financing, or investing activities.

GASB Statement No. 9, as modified by GASB Statement No. 34, defines cash outflows from operating activities to include:

Cash payments to acquire materials for providing services and manufacturing goods for resale, including principal payments on accounts payable and both short-term and long-term notes payable to suppliers for those material or goods.

Cash payments to other suppliers for other goods and services.

Cash payments to employees for services

Cash payments for grants to other governments or organizations for specific activities that are considered to be operating activities of the grantor government.

Cash payments for taxes, duties, fines, and other fees or penalties.

Cash payments for interfund services used, including payments in lieu of taxes that are payments for, and reasonably equivalent in value to, services provided.

All other cash payments that do not result from transactions defined as capital and related financing, noncapital financing, or investing activities.

Note: *Student loans are considered operating activities of the institution and therefore the related cash outflows and inflows should be classified as operating activities.*

C101 Tuition and Fees

All per credit hour tuition and fees and flat fees collected from students, excluding capital improvement, and building fees (either retained or remitted to the state); and the portion of the capital improvement fee designated for childcare centers; and other mandatory fees collected for educational purposes, excluding fines and penalties (i.e., continuing education non-credit hour fees and study abroad fees).

CALCULATION:

	STUDENT TUITION & FEES	EXH: B105	EF: 1, 2, 3	
	TUITION SCHOLARSHIP ALLOW	EXH: B106	EF: 1, 2, 3	
+ DIFF	ACCOUNTS REC - FEES	EXH: A031	EF: 1, 2, 3	GL: 1511x
+ DIFF	ALLOW FOR UNCOL - FEES	EXH: A034	EF: 1, 2, 3	GL: 1591x
+ DIFF	UNEARNED REV – FEES	EXH: A331	EF: 1, 2, 3	GL: 3891x
+ DIFF	REV REC IN ADV – CURR FEES	EXH: A349	EF: 1, 2, 3	GL: 3841x
+ DIFF	REV REC IN ADV -FEES, NONCURRENT	EXH: A442	EF: 1, 2, 3	GL: 4891x

C102 Grants & Contracts

All monies received for contracts and grants (non-capital) that are contracts for services or commodities less the amount refunded to grantors. This account also includes Federal appropriations but excludes gifts (non-operating).

CALCULATION:

	FED GRANTS & CONTRACTS	EXH: B110	EF: 1, 2, 3	
	STATE & LOCAL G&C	EXH: B115	EF: 1, 2, 3	
	NONGOVERNMENTAL G&C	EXH: B120	EF: 1, 2, 3	
+ DIFF	CONTRACTS & GRANTS REC	EXH: A033	EF: 1, 2, 3	
+ DIFF	UNEARNED REV – C&G	EXH: A331	EF: 1, 2, 3	GL: 3893x
+ DIFF	REV REC IN ADV – CURR C&G	EXH: A349	EF: 1, 2, 3	GL: 3843x
+ DIFF	REV REC IN ADV – NONCURRENT C&G	EXH: A442	EF: 2	GL: 4893x

C103 Sales & Services of Educational Departments

This category includes monies received that are (1) incidental to the conduct of instruction, research, and public service, and (2) from activities that exist to provide an institutional and laboratory experience for students and that incidentally create goods and services that may be sold to students, staff, and the general public. The type of service rendered takes precedence over the form of agreement by which these services are rendered. Examples of such receipts are film rentals, scientific and literary publications, testing services, university presses and dairy products.

CALCULATION:

	SALES & SERVE - ED DEPTS	EXH: B125	EF: 1, 2	
+ DIFF	AR - SALES & SERV - ED	EXH: A031	EF: 1, 2	GL: 1512x
+ DIFF	ALLOW FOR UNCOL-S&S-ED	EXH: A034	EF: 1, 2	GL: 1592x

C104 Sales and Services of Auxiliary Enterprises

An auxiliary enterprise is an entity that exists to furnish goods or services to students, faculty, or staff and that charges a fee directly related to, although not necessarily equal to, the cost of the goods and services. This category includes receipts (net of refunds) generated by these operations.

CALCULATION:

	SALES & SERVICE - AUX ENT	EXH: B130	EF: 1	
+ DIFF	AR - SALES & SERV - AUX	EXH: A031	EF: 1	GL: 1513x
+ DIFF	ALL FOR UNCOL - AUX S&S	EXH: A034	EF: 1	GL: 1593x
+ DIFF	LOANS & NOTES REC - CUR	EXH: A061	EF: 1	
+ DIFF	LOANS & NOTES REC	EXH: A121	EF: 1	
+ DIFF	DEPOSITS PAY - S&S - AUX	EXH: A315	EF: 1	GL: 3311x
+ DIFF	UNEARNED REV - S&S - AUX	EXH: A331	EF: 1	GL: 3892x
+ DIFF	REV REC IN ADV - CUR AUX	EXH: A349	EF: 1	GL: 3842x
+ DIFF	REV REC IN ADV - NONCURRENT AUX,	EXH: A442	EF: 1	GL: 4892x

C105 Interest on Loans Receivable

Income received from student loan activities.

CALCULATION:

	INTEREST ON LOANS RECEIVABLE	EXH: B135	EF: 3	
+ DIFF	LOAN INTEREST RECEIVABLE	EXH: A032	EF: 3	GL: 1531x
+ DIFF	ALL FOR UNCOLL-LOAN INT REC	EXH: A034	EF: 3	GL: 1594x

C106 Other Operating Receipts

Other operating receipts not otherwise classified.

CALCULATION:

	OTHER OPERATING REVENUE	EXH: B140	EF: 1, 2, 3	
+ DIFF	ACCOUNTS RECEIV - OTHER	EXH: A031	EF: 1, 2, 3	GL: 1510x
+ DIFF	ACCOUNTS RECEIV - OTHER	EXH: A031	EF: 1, 2, 3	GL: 1514x-1519x
+ DIFF	ALLOW FOR UNCOL - OTHER	EXH: A034	EF: 1, 2, 3	GL: 1590x
+ DIFF	ALLOW FOR UNCOL - OTHER	EXH: A034	EF: 1, 2, 3	GL: 1596x-1599x
+ DIFF	DUE FROM FED GOV	EXH: A031	EF: 1, 2, 3	GL: 164xx
+ DIFF	DUE FROM OTHER GOV UNITS	EXH: A031	EF: 1, 2, 3	GL: 165xx
+ DIFF	DEPOSITS PAYABLE - OTHER	EXH: A315	EF: 1, 2, 3	GL: 3310x
+ DIFF	DEPOSITS PAYABLE - OTHER	EXH: A315	EF: 1, 2, 3	GL: 3312x-3319x
+ DIFF	UNEARNED REV - OTHER	EXH: A331	EF: 1, 2, 3	GL: 3890x
+ DIFF	UNEARNED REV - OTHER	EXH: A331	EF: 1, 2, 3	GL: 3894x-3899x
+ DIFF	REV REC IN ADV - CUR OTHER	EXH: A349	EF: 1, 2, 3	GL: 3840x
+ DIFF	REV REC IN ADV - CUR OTHER	EXH: A349	EF: 1, 2, 3	GL: 3844x-3849x
+ DIFF	REV REC IN ADV - NC OTH UNIV CL	EXH: A442	EF: 1	GL: 4890x, 4893x-99x

C107 Payments to Employees

Payments for services of employees filling full-time positions. Also includes person not filling full-time positions but who are working in an employer-employee relationship (i.e., temporary employees, seasonal employees, student or graduate assistants, part-time academic employees).

CALCULATION:

	COMPENS & EMPLOYEE BENEFITS	EXH: B205	EF: 1, 2, 5, 6	
+ DIFF	DEFERRED OUTFLOWS OF PENSION RES	EXH: A265	EF: 1, 2	
+ DIFF	DEFERRED OUTFLOWS OF OPEB	EXH: A266	EF: 1	
+ DIFF	ACCRUED SALARIES & WAGES	EXH: A313	EF: 1, 2	
+ DIFF	CUR COMP ABSENCES LIABILITY	EXH: A346	EF: 1, 2, 5, 6	
+ DIFF	POST EMP HEALTH BEN PAY - CURR	EXH: A347	EF: 1	
+ DIFF	HIS CURRENT PORTION LTL	EXH: A352	EF: 1, 2	
+ DIFF	FRS CURRENT PORTION LTL	EXH: A353	EF: 1, 2	
+ DIFF	COMP ABSENCES LIABILITY	EXH: A436	EF: 1, 2, 5, 6	

+ DIFF	POST EMP HEALTH BEN PAY – NONCUR	EXH: A441	EF: 1
+ DIFF	PENSION LIABILITY	EXH: A445	EF: 1, 2
+ DIFF	DEFERRED INFLOWS OF PENSION RES	EXH: A465	EF: 1, 2
+ DIFF	DEFERRED INFLOWS OF OPEB	EXH: A466	EF: 1

C108 Payments to Suppliers for Goods and Services

Includes payments to all providers of goods and services, excluding payments relating to capital assets activities.

CALCULATION:

	SERVICES AND SUPPLIES	EXH: B210	EF: 1, 2, 5, 6	
	SERVICES AND SUPPLIES	EXH: B210	EF: 3, 5	GL: 7110x TO 7119X
	UTILITIES	EXH: B215	EF: 1, 2, 5, 6	
+ DIFF	SUPPLY INVENTORY	EXH: A051	EF: 1, 2	
+ DIFF	RESALE INVENTORY	EXH: A052	EF: 1, 2	
+ DIFF	PREPAID CHARGES AND OTHER ASSETS	EXH: A071	EF: 1, 2, 3	
+ DIFF	DEPOSITS	EXH: A072	EF: 1, 2, 3	
+ DIFF	PREPAID CHARGES & OTH ASSETS-NC	EXH: A131	EF: 1, 2, 3	
+ DIFF	ACCOUNTS PAYABLE	EXH: A311	EF: 1, 2, 3	
+ DIFF	DEFERRED INFLOWS – ARO	EXH: A267	EF: 0-7,9	
+ DIFF	LOANS & NOTES PAYABLE – CURR	EXH: A342	EF: 1	
+ DIFF	ASSET RETIRE OBLIGATIONS -CURR	EXH: A351	EF: ALL	
+ DIFF	OTHER CURRENT LIABILITIES	EXH: A361	EF: 1, 2, 3	
+ DIFF	ASSET RETIRE OBLIGATIONS -NC	EXH: A443	EF: ALL	

C109 Payments to Students for Scholarships & Fellowships

This category includes payments of outright grants to students selected by the institution in which the students are not required to render services.

CALCULATION:	SCHOLARSHIPS & FELLOWSHIPS	EXH: B230	EF: 1, 2
---------------------	---------------------------------------	------------------	-----------------

C110 Payment on Self-Insurance Claims & Expenses

In the self-insurance funds, the amount of claims and their associated expenses paid in the fiscal year relating to incidents that occurred.

CALCULATION:

	SELF-INSURED CLAIMS & EXP	EXH: B240	EF: 1, 2
+ DIFF	ACCRUED INS CLAIMS - CURR	EXH: A345	EF: 1, 2
+ DIFF	ACC INS CLAIMS - NONCURRENT	EXH: A435	EF: 1, 2

C111 Net Loans Issued to Students

The net amount of student loans disbursed and collected during the fiscal year, excluding interest which is reported on C105 - Interest on Loans Receivable.

CALCULATION:

	SERVICES AND SUPPLIES	EXH: B210	EF: 3	GL: 774xx
+ DIFF	LOANS & NOTES REC- CUR	EXH: A061	EF: 3	
+ DIFF	ALL FOR UNCOLLECT - CUR	EXH: A062	EF: 3	
+ DIFF	LOANS & NOTES REC-NONCUR	EXH: A121	EF: 3	
+ DIFF	ALL FOR UNCOLLECT - NONCUR	EXH: A122	EF: 3	

C112 Loans Issues to Students

VALID CODES:	EF: 3	GL: 15410
	EF: 3	GL: 25410

C113 Student Loans Collections

VALID CODES:

EF: 3

GL: 15499

EF: 3

GL: 25410

C199 NET CASH PROVIDED FROM OPERATIONS

The net cash inflows and outflows from operating activities.

CALCULATION:

SUM OF C1XX

C200 CASH FLOWS FROM NONCAPITAL FINANCING ACTIVITIES

Noncapital financing activities include borrowing money for purposes other than to acquire, construct, or improve capital assets and repaying those amounts borrowed, including interest. *GASB Statement No. 9*, as modified by *GASB Statement No. 34*, defines cash inflows from noncapital financing activities to include:

Proceeds from issuing bonds, notes, and other short-term or long-term borrowing not clearly attributable to acquisition, construction, or improvement of capital assets.

Cash receipts from grants or subsidies except (a) those specifically for capital purposes and (b) those for specific activities that are considered to be operating activities of the grantor government.

Cash received from other funds except (a) those amounts that are clearly attributable to acquisition, construction, or improvement of capital assets. (b) interfund services provided, and (c) reimbursement for operating transactions.

Cash received from property and other taxes collected for the government enterprise and not specifically restricted for capital purposes.

GASB Statement No. 9, as modified by *GASB Statement No. 34*, defines cash outflows from noncapital financing activities to include:

Repayments of amounts borrowed for purposes other than for the acquisition, construction, or improvement of capital assets.

Interest payments to lenders and other creditors on amounts borrowed or credit extended for purposes other than for the acquisition, construction, or improvement of capital assets.

Cash paid as grants or subsidies to other governments or organizations, except those for specific activities that are considered to be operating activities of the grantor government.

Cash paid to other funds, except for interfund services used.

C201 State Appropriations

Appropriations received from the state of Florida for non-capital purposes.

CALCULATION:

	STATE APPROPRIATIONS	EXH: B405	EF: 1, 2, 3
	STATE ARRA APPROPRIATION	EXH: B407	EF: 2
+ DIFF	DUE FROM PRIMARY GOVERNMENT	EXH: A042	EF: 1, 2, 3

C202 Non-Capital Grants, Contracts and Gifts

Noncapital grants, contracts and gifts received as non-exchange transactions. This includes Federal and State student financial aid, insurance recovery funds, disaster relief funds and other amounts classified as non-exchange.

CALCULATION:

	FEDERAL & STATE STUDENT FINANCIAL AID	EXH: B406	EF: 1, 2
	NONCAP GRANTS, CONTRACTS, & GIFTS	EXH: B408	EF: 1, 2
+ DIFF	DUE FROM COMP UNITS	EXH: A043	EF: 1, 2, 3

C203 Operating Subsidies and Transfers

CALCULATION:

	DUE FROM COMPONENT UNITS	EXH: A133	EF: 1, 2, 3
+ DIFF	ADVANCED FROM OTHER FUNDS	EXH: A411	EF: 1, 2, 3
+ DIFF	DUE FROM COMPONENT UNITS	EXH: A438	EF: 1, 2, 3

C204 Net Change in Funds Held for Others

CALCULATION:

+ DIFF	ADJUST TO FMV SPIA/SBA UNREST	EXH: A027	EF: 9
+ DIFF	ADJUST TO FMV OTHER INVESTMENTS UNREST	EXH: A028	EF: 9
+ DIFF	ACCOUNTS RECEIVABLE	EXH: A031	EF: 9
+ DIFF	INTEREST & DIVIDENDS RECEIVABLE	EXH: A032	EF: 9
+ DIFF	CONTRACTS & GRANTS RECEIVABLE	EXH: A033	EF: 9
+ DIFF	ALLOWANCE FOR UNCOLLECTIBLE	EXH: A034	EF: 9
+ DIFF	DUE FROM PRIMARY GOVERNMENT	EXH: A042	EF: 9
+ DIFF	DUE FROM COMPONENT UNITS	EXH: A043	EF: 9
+ DIFF	RESALE INVENTORY	EXH: A052	EF: 9
+ DIFF	PREPAID CHARGES AND OTHER ASSETS	EXH: A071	EF: 9
+ DIFF	DEPOSITS	EXH: A072	EF: 9
+ DIFF	ADJUST FMV SPIA/SBA RESTRICTED	EXH: A117	EF: 9
+ DIFF	ADJUST FMV OTHER INVEST RESTRICTED	EXH: A118	EF: 9
+ DIFF	DUE FROM COMPONENT UNITS	EXH: A133	EF: 9
+ DIFF	ACCOUNTS PAYABLE	EXH: A311	EF: 9
+ DIFF	CONSTRUCTION CONTRACTS PAY	EXH: A312	EF: 9
+ DIFF	ACCRUED SALARIES & WAGES	EXH: A313	EF: 9
+ DIFF	ACCRUED INSURANCE CLAIMS	EXH: A314	EF: 9
+ DIFF	DEPOSITS PAYABLE	EXH: A315	EF: 9
+ DIFF	CURRENT COMP ABSENCE LIABILITY	EXH: A346	EF: 9
+ DIFF	DUE TO PRIMARY GOVERNMENT	EXH: A322	EF: 9
+ DIFF	DUE TO COMPONENT UNITS	EXH: A323	EF: 9
+ DIFF	OTHER CURRENT LIABILITIES	EXH: A361	EF: 9
+ DIFF	NONCURRENT COMP ABSENCES LIABILITY	EXH: A436	EF: 9
+ DIFF	DUE TO COMPONENT UNITS	EXH: A438	EF: 9

C205 Other Receipts

Other noncapital financing receipts not otherwise classified.

CALCULATION:

OTHER NON-OPERATING REVENUES	EXH: B419	EF: 1, 2, 3, 4
LESS	697XX	EF: 1, 2
GAIN/LOSS DISP-CAPITAL ASSETS	EXH: B420	EF: 1, 2, 3, 4

C206 Additions to Endowments

Gifts received that increase the endowment principal. Does not include reinvested investment income.

CALCULATION:

ADDITIONS TO PERMANENT ENDOWMENT	EXH: B605	EF: 4
---	------------------	--------------

C207 Federal Direct Loan Program**VALID CODES:**

EF: 9 **GL: 68999**

C208 Federal Direct Loan Program Disbursements**VALID CODES:**

EF: 9 **GL: 78999**

C210 Other Expenses

Other noncapital financing expenses not otherwise classified.

CALCULATION:

	OTHER NON-OPERATING EXPENSES	EXH: B430	EF: 1, 2, 3, 4
+ DIFF	OTHER NONCURRENT ASSETS	EXH: A134	EF: 1, 2, 3
+ DIFF	TEMPORARY CASH OVERDRAFT	EXH: A314	EF: 1, 2
+ DIFF	DUE TO COMP UNITS	EXH: A323	EF: 1, 2, 3
+ DIFF	OTHER NONCURRENT LIABILITIES	EXH: A437	EF: 1, 2, 3

C211 Federal and State Student Financial Aid

Federal and State non-capital contracts and grants received for student financial aid. This includes Pell grant monies, Federal Work Study, Bright Futures, SEOG and Florida Student Assistance Grant programs.

CALCULATION:

FEDERAL & STATE STUDENT FINANCIAL AID	EXH: B406	EF: 1, 2
--	------------------	-----------------

C299 NET CASH FLOWS FROM NONCAPITAL FINANCING ACTIVITIES

The net of cash inflows and outflows from noncapital financing activities.

CALCULATION:

SUM OF C2XX

C300 CASH FLOWS FROM CAPITAL & RELATED FINANCING ACTIVITIES

Capital and related financing activities include (a) acquiring and disposing of capital assets used in providing goods or services, (b) borrowing money to acquire, construct, or improve capital assets and repaying those amounts borrowed, including interest, and (c) paying for capital assets obtained from vendors on credit. *GASB Statement No. 9* defines cash inflows from capital and related financing activities to include:

Proceeds from issuing or refunding bonds, mortgages, notes, and other short-term or long-term borrowing clearly attributable to acquisition, construction, or improvement of capital assets.

Cash receipts from capital grants awarded to the institution.

Receipts from contributions made by other funds, governments, and organizations or individuals for the specific purpose of defraying the cost for the acquisition, construction, or improvement of capital assets.

Receipts from sale of capital assets: also, proceeds from insurance on capital assets that are stolen or destroyed.

Cash received from special assessments or property and other taxes levied specifically to finance the acquisition, construction, or improvement of capital assets.

GASB Statement No. 9 defines cash outflows from capital and related financing activities to include:

Payments for the acquisition, construction, or improvement of capital assets.

Repayments or refunding of amounts borrowed specifically for the acquisition, construction, or improvement of capital assets.

Other principal payments to vendors who have extended credit to the institution directly for the acquisition, construction, or improvement of capital assets.

Cash payments to lenders and other creditors for interest directly related to the acquisition, construction, or improvement of capital assets.

C301 Proceeds from Capital Debt & New Lease Obligation

CALCULATION:			
	BOND PROCEEDS	EF: 1-8	GL: 691xx
	INSTALL PURCHASE NOTE PROCEEDS	EF: 1-7	GL: 693xx
	RIGHT TO LEASE INCEPTIONS	EF: 0-7	GL: 694xx
	PROCEEDS OF REFUNDING BONDS	EF: 1-7	GL: 695xx
+ DIFF	DUE FROM PRIMARY GOV	EF: 5, 6, 7	GL: 1631x

C302 Capital Appropriations

State appropriations received for the acquisition, construction, or improvement of capital assets and change in allowance for lease receivable uncollectable.

CALCULATION:			
	CAPITAL APPROPRIATIONS	EXH: B610	EF: 5, 6, 7
+ DIFF	UNEARNED REVENUES	EXH: A331	EF: 5, 6, 7
+ DIFF	REV REC IN ADV – CUR OTHER	EXH: A349	EF: 5, 6, 7
+ DIFF	DUE FROM PRIMARY GOV		EF: 5, 6, 7
+ DIFF	DUE TO PRIMARY GOV	EXH: A322	EF: 5, 6, 7
+ DIFF	REV REC IN ADV, NONCURRENT	EXH: A442	EF: 5, 6, 7
+ DIFF	ALLOW FOR UNCOLL - LEASE NC	EXH: A124	EF: 0-2,8
			GL: 1630x

C303 Capital Grants & Contracts

All grants and contracts for the acquisition, construction, or improvement of capital assets.

CALCULATION:				
	CAPITAL GRANTS & CONT	EXH: B615	EF: 1, 5, 6, 7	
+ DIFF	C&G RECEIVABLE	EXH: A033	EF: 5, 6, 7	
+ DIFF	DEPOSITS PAYABLE	EXH: A315	EF: 5, 6, 7	
+ DIFF	DUE FROM PRIMARY GOV		EF: 5, 6, 7	GL: 1633x

C304 Fees for Capital Projects

All fees received for the acquisition, construction, or improvement of capital assets.

CALCULATION:				
	FEES FOR CAPITAL PROJECTS	EXH: B620	EF: 5, 6, 7	
+ DIFF	AR - FEES	EXH: A031	EF: 5, 6, 7	GL: 1511x
+ DIFF	ALLOW FOR UNCOL - FEES	EXH: A034	EF: 5, 6, 7	GL: 1591X

C305 Capital Subsidies and Transfers

CALCULATION:				
+ DIFF	DUE FROM COMP UNITS	EXH: A043	EF: 5, 6, 7	
+ DIFF	DUE FROM COMP UNITS	EXH: A133	EF: 5, 6, 7	
+ DIFF	DUE TO COMP UNITS	EXH: A323	EF: 5, 6, 7	
+ DIFF	ADVANCE FROM OTHER FUNDS	EXH: A411	EF: 5, 6, 7	
+ DIFF	DUE TO COMP UNITS	EXH: A438	EF: 5, 6, 7	

C306 Proceeds from Sales of Capital Assets

CALCULATION:				
	SALE OF FIXED ASSETS		EF: 1-7	GL: 622xx

C307 Other Receipts for Capital Projects

Other funds received for the acquisition, construction, and improvement of capital assets.

CALCULATION:				
	OTHER NON-OP REVENUES	EXH: B419	EF: 5, 6, 7	
	GAIN/LOSS ON DISP-CAP ASST	EXH: B420	EF: 5, 6, 7	
+ DIFF	DUE FROM FED GOVT	EXH: A031	EF: 5, 6, 7	GL: 164xx
+ DIFF	DUE FROM OTHER GOV UNITS	EXH: A031	EF: 5, 6, 7	GL: 165xx
+ DIFF	ACCOUNTS RECEIVABLE	EXH: A031	EF: 5, 6, 7	GL: 1510x
				GL: 1512x TO 1519x
+ DIFF	DUE FROM PRIMARY GOV		EF: 5, 6, 7	GL: 1634x
+ DIFF	ALLOW FOR UNCOLL - LEASE NC	EXH: A124	EF: 0-2,8	

C308 Purchase or Construction of Capital Assets

CALCULATION:				
	OTHER NON-OP EXPENSES	EXH: B430	EF: 5, 6, 7	
	EXPEND, OCO		EF: 1-7	GL: 721xx
	EXPEND, FCO		EF: 1-7	GL: 722xx
	INSTALLMENT PURCH ACQ		EF: 1-7	GL: 723xx
	RIGHT TO USE LEASE ACQ		EF: 1-7	GL: 7240x-7244x
	SBITA IMPLEMENTATION		EF: 1-7	GL: 7245x-7249x
+ DIFF	PREPAID CHARGES & OTH ASSETS	EXH: A071	EF: 5, 6, 7	
+ DIFF	NET INV-DIRECT FIN LEASE	EXH: A132	EF: 5, 6, 7	
+ DIFF	OTHER NONCURRENT ASSETS	EXH: A134	EF: 5, 6, 7	
+ DIFF	ACCOUNTS PAYABLE	EXH: A311	EF: 5, 6, 7	
+ DIFF	CONST CONTRACTS PAYABLE	EXH: A312	EF: 1, 5, 6, 7	
+ DIFF	ACCRUED SALARIES & WAGES	EXH: A313	EF: 5, 6	
+ DIFF	OTHER CURRENT LIABILITIES	EXH: A361	EF: 5, 6, 7	

+ DIFF OTHER NONCURRENT LIABILITIES EXH: A437 EF: 5, 6, 7 GL: 4990x

C309 Principal Paid on Capital Debt and Lease

VALID CODES:

PRINCIPAL RETIREMENT

EF: 1-7 GL: 731xx

C310 Interest Paid on Asset Related Debt and Lease

VALID CODES:

INT PAID ON ASSET-RELATED DEBT

EXH: B425 EF: 1-7

C311 Principal Received on Capital Debt and Lease

VALID CODES: EF: 0-2 GL: 6885X

C312 Interest Received on Asset Related Debt and Lease

VALID CODES: EF: 0-2 GL: 697XX

C399 NET CASH FLOWS FROM CAPITAL AND RELATED FINANCING ACTIVITIES

CALCULATION: SUM OF C3XX

C400 CASH FLOWS FROM INVESTING ACTIVITIES

Investing activities include making and collecting loans (except student loans) and acquiring and disposing of debt or equity instruments. *GASB Statement No. 9* defines cash inflows from investing activities to include:

Receipts from collections of loans (except student loans) made by the institution and sales of other entities' debt instruments that were purchased by the institution.

Receipts from sales of equity instruments and from return of investment in those instruments.

Interest and dividend received as return on loans (except student loans), debt instruments of other entities, equity securities, and cash management of investment pools.

Withdrawals from investment pools that the institution is not using as demand accounts.

GASB Statement No. 9 defines cash outflows from investing activities to include:

Disbursement for loans (except student loans) made by the institution and payments to acquire other entities' debt instruments.

Payments to acquire equity instruments.

Deposits into investment pools that the institution is not using as demand accounts.

C401 Net Change in Investments

The difference between the beginning investment balances and the ending investment balances due to the purchase and sale of investments.

CALCULATION:

+ DIFF	SPEC INVEST W/STATE TREASURY	EXH: A022	EF: 1-7, 9
+ DIFF	INVT W/ ST BOARD OF ADMIN	EXH: A023	EF: 1-7, 9
+ DIFF	OTHER INVESTMENTS	EXH: A024	EF: 1-7, 9
+ DIFF	REST SPEC INV W/ST TREASURY	EXH: A112	EF: 1-7, 9
+ DIFF	REST SPECIAL INV W/SBA	EXH: A113	EF: 1-7, 9
+ DIFF	RESTRICTED OTHER INVEST	EXH: A114	EF: 1-7, 9

C402 Investment Income

Interest and dividends received from investment activities.

CALCULATION:

	INVESTMENT INCOME	EXH: B410	EF: 1-7
	UNREALIZED GAINS & LOSSES	EXH: B411	EF: 1-7
	INVESTMENT EXPENSES	EXH: B414	EF: 1-7
+ DIFF	ADJ TO FMV SPIA/SBA UNREST	EXH: A027	EF: 0,1,2
+ DIFF	ADJ TO FMV OTHER INV UNREST	EXH: A028	EF: 0,1,2
+ DIFF	INTEREST ON INVESTMENTS	EXH: A032	EF: 1-7
			GL: 1530x
			GL: 1532x TO 1539x
+ DIFF	INTEREST ON INVESTMENTS	EXH: A032	EF: 1, 2, 4-7
+ DIFF	ADJ TO FMV SPIA/SBA REST	EXH: A117	EF: 3-7
+ DIFF	ADJ TO FMV - REST INV	EXH: A118	EF: 3-7
+ DIFF			EF: 5, 6, 7
			GL: 1632x

C403 Purchase of Investments

VALID CODES:

EF: 1-9

GL: 14201, 14301, 14701, 22601, 22701

C404 Proceeds from Sales & Maturities of Investments

VALID CODES:

EF: 1-9

GL: 14298, 14398, 14798, 22698, 22798

C499 NET CASH FLOWS FROM INVESTING ACTIVITIES

CALCULATION:

SUM OF C4XX

C500 NET CHANGE IN CASH

CALCULATION:

	NET CASH PROVIDED FROM OPERATING	EXH: C199
+	NET CASH PROVIDED FROM NON- CAPITAL FINANCING ACTIVITIES	EXH: C299
+	NET CASH PROVIDED FROM CAPITAL AND RELATED FINANCING ACT	EXH: C399
+	NET CASH PROVIDED FROM INVESTING ACTIVITIES	EXH: C499

C600 CASH - BEGINNING OF THE YEAR

CALCULATION:

	TOTAL CASH AND CASH EQUIVALENTS (PRIOR YEAR)	EXH: A019
+	TOTAL REST CASH AND CASH EQUIVALENT (PRIOR YEAR)	EXH: A109

C700 CASH - END OF THE YEAR

CALCULATION:

	NET CHANGE IN CASH	EXH: C500
+	CASH - BEGINNING OF THE YEAR	EXH: C600

EXHIBIT D - RECONCILIATION OF OPERATING CASH FLOWS TO OPERATING INCOME

The *Reconciliation of Operating Cash Flows to Operating Income* reports the same amount for net cash flow from operating activities indirectly by adjusting operating income to remove the effects of depreciation, amortization, and other deferrals of past operating cash receipts and payments, such as changes during the fiscal year in inventory, revenue received in advance, etc. and all accruals of expected future operating cash receipts and payments, such as changes during the fiscal year in receivables and payables.

The following calculation is used to produce the reconciliation:

Note: Where the indication in the calculation is "DIFF", it refers to the difference between the current year Statement of Net Position account and the prior year Statement of Net Position account. All amounts are multiplied by -1.

D100 Operating Expense Over Revenue

CALCULATION:

TOTAL OPERATING INCOME (LOSS)

EXH: B300

D200 Depreciation Expense

CALCULATION:

DEPRECIATION EXPENSE

EXH: B235

D300 Change in Assets & Liabilities

D301 Accounts Receivable

CALCULATION:

+ DIFF ACCOUNTS RECEIVABLE
+ DIFF ALLOW FOR UNCOLLECT

EXH: A031 EF: 1, 2, 3

EXH: A034 EF: 1, 2, 3

EF: 1, 2, 3

GL: 1590x-93x

GL: 1595x-99x

D302 Contracts & Grants Receivable

CALCULATION:

+ DIFF C&G RECEIVABLE

EXH: A033 EF: 1, 2, 3

D303 Interest Receivable

CALCULATION:

+ DIFF INTEREST ON LOANS REC
+ DIFF ALL FOR UNC-INT ON LOANS

EXH: A032 EF: 1, 2, 3

EXH: A034 EF: 1, 2, 3

GL: 1531x

GL: 1594x

D304 Inventories

CALCULATION:			
+ DIFF	SUPPLY INVENTORY	EXH: A051	EF: 1,2
+ DIFF	RESALE INVENTORY	EXH: A052	EF: 1,2

D305 Loans & Notes Receivable

CALCULATION:			
+ DIFF	LOANS & NOTES RECEIVABLE-CUR	EXH: A061	EF: 1,3
+ DIFF	ALLOWANCE LOANS & NOTES REC-NONCUR	EXH: A062	EF: 3
+ DIFF	LOANS & NOTES RECEIVABLE-NONCUR	EXH: A121	EF: 1, 3
+ DIFF	ALLOWANCE LOANS & NOTES REC- NONCUR R	EXH: A122	EF: 3

D306 Deferred Charges and Other Assets

CALCULATION:			
+ DIFF	PREPAID CHARGES & OTHER ASSETS	EXH: A071	EF: 1, 2, 3
+ DIFF	DEPOSITS	EXH: A072	EF: 1, 2, 3
+ DIFF	PREPAID CHARGES & OTHER ASSETS	EXH: A131	EF: 1, 2, 3
+ DIFF	OTHER NONCURRENT ASSETS	EXH: A134	EF: 1, 2, 3

D307 Accounts Payable

CALCULATION:			
+ DIFF	ACCOUNTS PAYABLE	EXH: A311	EF: 1, 2, 3

D308 Accrued Salaries and Wages

CALCULATION:			
+ DIFF	ACCRUED SALARIES & WAGES	EXH: A313	EF: 1, 2, 3

D309 Accrued Insurance Claims

CALCULATION:			
+ DIFF	ACCRUED INSURANCE CLAIMS-CURR	EXH: A345	EF: 1, 2, 3
+ DIFF	ACCRUED INSURANCE CLAIMS-NONCURRENT	EXH: A435	EF: 1, 2, 3

D310 Deposits Payable

CALCULATION:			
+ DIFF	DEPOSITS PAYABLE	EXH: A315	EF: 1, 2, 3

D311 Compensated Absences Liability

CALCULATION:			
+ DIFF	COMPENSATED ABSENCES LIABILITY-CUR	EXH: A346	EF: 1, 2, 3
+ DIFF	COMPENSATED ABSENCES LIABILITY-NONCUR	EXH: A436	EF: 1, 2, 3

D312 OPEB Liability

CALCULATION:			
+ DIFF	POST EMPLOYEES HEALTH BENEFITS PAY-CUR	EXH: A347	EF: 1
+ DIFF	POST EMPLOYEES HEALTH BEN PAY-NONCUR	EXH: A441	EF: 1

D313 Unearned Revenues

CALCULATION:			
+ DIFF	UNEARNED REVENUES - OTHER	EXH: A331	EF: 1, 2, 3
+ DIFF	REV REC IN ADV - CUR OTHER	EXH: A349	EF: 1, 2, 3
+ DIFF	REV REC IN ADV, NONCURRENT	EXH: A442	EF: 1, 2, 3

D314 Other Liabilities

CALCULATION:

+ DIFF	LOANS & NOTES PAYABLE – CURRENT	EXH: A342	EF: 1
+ DIFF	OTHER CURRENT LIABILITIES	EXH: A361	EF: 1, 2, 3

D315 Pension Liability

CALCULATION:

+ DIFF	PENSION LIABILITY	EXH: A445	EF: 1, 2
+ DIFF	HIS CURRENT PORTION LTL	EXH: A352	EF: 1, 2
+ DIFF	FRS CURRENT PORTION LTL	EXH: A353	EF: 1, 2

D316 Pension Deferred Outflows

CALCULATION:

+ DIFF	DEFERRED OUTFLOWS OF PENSION RESOURCES	EXH: A265	EF: 1, 2
--------	--	-----------	----------

D317 Pension Deferred Inflows

CALCULATION:

+ DIFF	PENSION DEFERRED INFLOWS	EXH: A465	EF: 1, 2
--------	--------------------------	-----------	----------

D318 Deferred Outflows Other Post-Employment Benefits

CALCULATION:

+ DIFF	DEFERRED OUTFLOWS OF OPEB RESOURCES	EXH: A266	EF: 1
--------	-------------------------------------	-----------	-------

D319 Deferred Inflows – Other Post-Employment Benefits

CALCULATION:

+ DIFF	OPEB DEFERRED INFLOWS	EXH: A466	EF: 1
--------	-----------------------	-----------	-------

D320 Deferred Inflows – Irrevocable Split Interest

CALCULATION:

+ DIFF	DEFERRED INFLOWS – IRREV SPLIT INTEREST AGREE	EXH: A467	EF: 1
--------	---	-----------	-------

D321 Deferred Outflows – Asset Retirement Obligations

CALCULATION:

+ DIFF	DEFERRED OUTFLOWS – ASSET RETIREMENT OBLIG	EXH: A267	EF: 0-7,9
--------	--	-----------	-----------

D322 Asset Retirement Liability

CALCULATION:

+ DIFF	ASSET RETIREMENT OBLIGATIONS - CURRENT	EXH: A351	EF: ALL
+ DIFF	ASSET RETIREMENT OBLIGATIONS - NONCURRENT	EXH: A443	EF: ALL

D323 Deferred Outflows – Other

CALCULATION:

+ DIFF	DEFERRED OUTFLOWS – OTHER	EXH: A268	EF: 1-7,9
+ DIFF	DEFERRED OUTFLOWS LEASES	EXH: A271	EF: 0,8

D324 Deferred Inflows – Other

CALCULATION:

+ DIFF	DEFERRED INFLOWS – OTHER	EXH: A468	EF: 1-7,9
--------	--------------------------	-----------	-----------

D400 Net Cash Provided from Operations

CALCULATION:

SUM OF DXXX

D500 Supplemental Disclosure of Noncash Capital and Related Financing and Investing Activities**D501 Unrealized Gains/Losses on investments**

These amounts were recognized on the Statement of Revenues, Expenses and Changes in Net Position but are not cash transactions for the Statement of Cash Flows

VALID CODES:

B411

D502 Losses from the Disposal of Capital Assets

These amounts were recognized on the Statement of Revenues, Expenses, and Changes in Net Position, but are not cash transactions for the Statement of Cash Flows

VALID CODES:

B420, IF BALANCE IS NEGATIVE (DEBIT BALANCE)

D503 Supplemental Disclosure for Noncash Investing

This code is for the consolidated instance submission and have no Exhibit or GL code mapping.

D504 Capital Financing Activities

This code is for the consolidated instance submission and have no Exhibit or GL code mapping.

(THIS PAGE INTENTIONALLY LEFT BLANK)

6 NOTES TO THE FINANCIAL STATEMENTS

To achieve the objectives of adequate disclosure the basic Financial Statements should be accompanied by:

Explanatory notes on significant matters not adequately disclosed in the Financial Statements

And,

A commentary on the accounting policies adopted and followed by the institution, as well as the effect of any change in accounting method to the extent not disclosed in the Financial Statements.

The following is a guideline that can be used in preparation of the notes and accounting policies of the institution. The notes to the financial statements that follow conform to the information provided in the **“University AFR Shell 2022-2023.”** This information provides suggested footnote disclosures but should be adjusted to fit the particular facts and circumstances associated with each Universities situation. The Auditor General’s Office has emphasized that the **University AFR Shell** is provided as technical advice to the Universities.

NOTES TO FINANCIAL STATEMENTS

1. Summary of Significant Accounting Policies

Reporting Entity. The University is a separate public instrumentality that is part of the State university system of public universities, which is under the general direction and control of the Florida Board of Governors. The University is directly governed by a Board of Trustees (Trustees) consisting of 13 members. The Governor appoints 6 citizen members and the Board of Governors appoints 5 citizen members. These members are confirmed by the Florida Senate and serve staggered terms of 5 years. The chair of the faculty senate and the president of the student body of the University are also members. The Board of Governors establishes the powers and duties of the Trustees. The Trustees are responsible for setting policies for the University, which provide governance in accordance with State law and Board of Governors' Regulations, and selecting the University President. The University President serves as the executive officer and the corporate secretary of the Trustees and is responsible for administering the policies prescribed by the Trustees.

Criteria for defining the reporting entity are identified and described in the Governmental Accounting Standards Board's (GASB) *Codification of Governmental Accounting and Financial Reporting Standards*, Sections 2100 and 2600. These criteria were used to evaluate potential component units for which the primary government is financially accountable and other organizations for which the nature and significance of their relationship with the primary government are such that exclusion would cause the primary government's financial statements to be misleading. Based on the application of these criteria, the University is a component unit of the State of Florida, and its financial balances and activities are reported in the State's Annual Comprehensive Financial Report by discrete presentation.

Blended Component Unit(s). Although it is legally separate from the University, the _ is included within the University's reporting entity as a blended component unit because _ . [\(The note should include a discussion of the rationale for including each component unit in the financial reporting entity as a blended component unit. For example, the University's Board of Trustees is the Blended Component Unit's governing board.\)](#) The _ was created to _ . Condensed financial statements for the University's blended component unit(s) are shown in a subsequent note. The condensed financial statements are reported net of eliminations.

Discretely Presented Component Unit(s). [\(The note should include a discussion of the rationale for including each component unit in the financial reporting entity as a discretely presented component unit. See Question 4.39.4 of the GASB Implementation Guide.\)](#) Based on the application of the criteria for determining component units, the 2023 Foundation, Inc. (Foundation), a legally separate entity, is included within the University's reporting entity as a discretely presented component unit and is governed by a separate board. [\(If the University has more than one component unit, consider deleting the last sentence and adding the following.\)](#) Based on the application of the criteria for determining component units, the following direct-support

organizations (as provided for in Section 1004.28, Florida Statutes, and Board of Governors Regulation 9.011) are included within the University reporting entity as discretely presented component units. This (These) legally separate, not-for-profit, corporation(s) is (are) organized and operated to assist the University in achieving excellence by providing supplemental resources from private gifts and bequests and valuable education support services and are governed by separate boards. Florida Statutes authorize these organizations to receive, hold, invest, and administer property and to make expenditures to or for the benefit of the University. These organizations and their purposes are explained as follows:

An annual audit of each organization's financial statements is conducted by independent certified public accountants. Additional information on the University's (consider including "discretely presented" if blended component units exist) component units, including copies of audit reports, is available by contacting the University Controller, University Public Relations or, for the Booster Club, by contacting the Athletic Director (modifying as appropriate). Audited financial statements can be obtained from the Vice President for Financial Services, _ University, xxxx Avenue, City, Florida 3xxxx. Condensed financial statements for the University's discretely presented component units are shown in a subsequent note. (Consider providing specific contact information for each component unit or one central location to request.)

(Reference: GASB Cod. Sec. 2100, 2300.106a.(2), 2600, and Co5.107/110.)

Basis of Presentation. The University's accounting policies conform with accounting principles generally accepted in the United States of America applicable to public colleges and universities as prescribed by GASB. The National Association of College and University Business Officers (NACUBO) also provides the University with recommendations prescribed in accordance with generally accepted accounting principles promulgated by GASB and the Financial Accounting Standards Board (FASB). GASB allows public universities various reporting options. The University has elected to report as an entity engaged in only business-type activities. This election requires the adoption of the accrual basis of accounting and entitywide reporting including the following components:

- Management's Discussion and Analysis
- Basic Financial Statements:
 - Statement of Net Position
 - Statement of Revenues, Expenses, and Changes in Net Position
 - Statement of Cash Flows
 - Notes to Financial Statements
- Other Required Supplementary Information

(Reference: GASB Cod. Sec. 2200.102.)

Measurement Focus and Basis of Accounting. Basis of accounting refers to when revenues, expenses, assets, deferred outflows of resources, liabilities, and deferred inflows of resources, are recognized in the accounts and reported in the financial statements. Specifically, it relates to the timing of the measurements made, regardless of the measurement focus applied. The University's financial statements are presented using the economic resources measurement focus and the accrual basis of

accounting. Revenues, expenses, gains, losses, assets, deferred outflows of resources, liabilities, and deferred inflows of resources resulting from exchange and exchange-like transactions are recognized when the exchange takes place. Revenues, expenses, gains, losses, assets, deferred outflows of resources, liabilities, and deferred inflows of resources resulting from nonexchange activities are generally recognized when all applicable eligibility requirements, including time requirements, are met. The University follows GASB standards of accounting and financial reporting. (Reference: [GASB Cod. Sec. 2300.106a\(4\)/\(5\) and 1600](#))

The University's (blended and discretely presented, [consider adding if applicable](#)) component unit(s) use(s) the economic resources measurement focus and the accrual basis of accounting, and follows FASB standards of accounting and financial reporting for not-for-profit organizations. ([Consider deleting this paragraph if the component unit\(s\) use GASB and use the following paragraph.](#))

The University's (blended and discretely presented, [add if applicable](#)) component unit(s) use(s) the economic resources measurement focus and the accrual basis of accounting, and follows GASB standards of accounting and financial reporting. ([Consider modifying if there are multiple component units using both FASB and GASB standards.](#)) (Reference: [GASB Cod. Sec. 2300.106a.\(4\)](#), [P80.102/103](#))

Significant interdepartmental sales between auxiliary service departments and other institutional departments have been eliminated from revenues and expenses for reporting purposes. (Reference: [GASB Cod. Sec. 2300.106a.\(6\)](#), [2200.151](#))

The University's principal operating activities consist of instruction, research, and public service. Operating revenues and expenses generally include all fiscal transactions directly related to these activities as well as administration, operation and maintenance of capital assets, and depreciation of capital assets. Nonoperating revenues include State noncapital appropriations, Federal and State student financial aid, and investment income (net of unrealized gains or losses on investments). Interest on capital asset-related debt is a nonoperating expense. Other revenues generally include revenues for capital construction projects. (Reference: [GASB Cod. Sec. 2300.106a.\(10\)](#))

The statement of net position is presented in a classified format to distinguish between current and noncurrent assets and liabilities. When both restricted and unrestricted resources are available to fund certain programs, it is the University's policy to first apply the restricted resources to such programs, followed by the use of the unrestricted resources. (Reference: [GASB Cod. Sec. 2200.116](#), [footnote 13](#); and [2300.106a.\(12\)](#))

The statement of revenues, expenses, and changes in net position is presented by major sources and is reported net of tuition scholarship ([discounts and](#)) allowances. Tuition scholarship ([discounts and](#)) allowances are the difference between the stated charge for goods and services provided by the University and the amount that is actually paid by the student or the third party making payment on behalf of the student. The University applied the "Alternate Method" as prescribed in NACUBO Advisory Report 2000-05 to determine the reported net tuition scholarship ([discounts and](#)) allowances. Under this method, the University computes these amounts by allocating the cash payments to students, excluding payments for services, using a ratio of total aid to aid not considered third-party aid. (Reference: [GASB Cod. Sec. 2200.191](#), [footnote 44](#))

The statement of cash flows is presented using the direct method in compliance with GASB Statement No. 9, *Reporting Cash Flows of Proprietary and Nonexpendable Trust Funds and Governmental Entities That Use Proprietary Fund Accounting*. (Reference: [GASB Cod. Sec. 2200.196](#))

Cash and Cash Equivalents. Cash and cash equivalents consist of cash on hand and cash in demand accounts. University cash deposits are held in banks qualified as public depositories under Florida law. All such deposits are insured by the Federal Deposit Insurance Corporation, up to specified limits, or collateralized with securities held in Florida's multiple financial institution collateral pool required by Chapter 280, Florida Statutes. Cash and cash equivalents that are externally restricted to make debt service payments, maintain sinking or reserve funds, or to purchase or construct capital or other restricted assets, are classified as restricted.

(The above sample note assumes that all deposits reported as cash on the balance sheet are in a qualified public depository.)

(Reference: [GASB Cod. Sec. C20, 2300.106a.\(11\)](#); [AICPA Audit and Accounting Guide: State and Local Governments, AAG-SLG 5.09](#))

Inventories. Inventories have been categorized into the following two types: (Consider including only if inventories are significant.)

- Departmental Inventories – Those inventories maintained by departments and not available for resale. Departmental inventories are comprised of items such as classroom and laboratory supplies, teaching materials, and office supply items, which are consumed in the teaching and work process. These inventories are normally expensed when purchased and therefore are not reported on the statement of net position.
- Merchandise Inventory – Those inventories maintained that are available for resale to individuals and other University departments and are not expensed at the time of purchase. These inventories are reported on the statement of net position and are valued at cost using either the moving average method or the first-in, first-out method. (Reference: [GASB Cod. Sec. 2300.106a\(7\)](#))

Capital Assets. University capital assets consist of land, construction in progress, buildings, infrastructure and other improvements, furniture and equipment, library resources, lease assets, subscription-based information technology arrangements, computer software, and other capital assets. These assets are capitalized and recorded at cost at the date of acquisition or at acquisition value at the date received in the case of gifts and purchases of State surplus property. Additions, improvements, and other outlays that significantly extend the useful life of an asset are capitalized. Other costs incurred for repairs and maintenance are expensed as incurred. (Consider modifying the following sentence as appropriate.) The University has a capitalization threshold of \$_ for tangible personal property, \$_ for new buildings, and \$_ for building improvements. Depreciation is computed on the straight-line basis over the following estimated useful lives:

- Buildings – _ to _ years
- Infrastructure and Other Improvements – _ to _ years
- Furniture and Equipment – _ to _ years

- Library Resources – _ years
- Leasehold Improvements – _ to _ years
- Lease Assets – _ to _ years
- Subscription-Based Information Technology Arrangements – _ to _ years
- Computer Software – _ to _ years

(Consider including similar disclosures for material capital assets of component units.) (Reference: GASB Cod. Sec. 2300.121.)

(Reference: GASB Cod. Sec. 2300.106a.(8); 1400.102/.104; FASB Cod. 360-10-50-1; and 835-20-50-1. FASB Cod. 360-10-50-1 relates to disclosures required for capital assets of component units reporting under the FASB reporting model. GASB Cod. Sec. 1100.106; 1400 relating to acquisition value for donated capital assets.)

Noncurrent Liabilities. Noncurrent liabilities include capital improvement debt payable, installment purchase(s) payable, lease(s) payable, subscription arrangement(s) liability, Federal advances payable, compensated absences payable, other postemployment benefits payable, and net pension liabilities that are not scheduled to be paid within the next fiscal year. Capital improvement debt is reported net of unamortized premium or discount. The University amortizes debt premiums and discounts over the life of the debt using the straight-line method.

Pensions. For purposes of measuring the net pension liabilities, deferred outflows of resources and deferred inflows of resources related to pensions, and pension expense, information about the fiduciary net positions of the Florida Retirement System (FRS) defined benefit plan and the Health Insurance Subsidy (HIS) defined benefit plan and additions to/deductions from the FRS and HIS fiduciary net positions have been determined on the same basis as they are reported by the FRS and the HIS plans. Benefit payments (including refunds of employee contributions) are recognized when due and payable in accordance with benefit terms. Investments are reported at fair value.

(Reference: GASB Cod. Sec. P20.179)

2. Reporting Change(s)

In prior fiscal years, the University reported Accordingly, for the 2022-23 fiscal year, the University began reporting...

Governmental Accounting Standards Board Statement No. XX. The University implemented GASB Statement No. __, __, which changes the accounting and financial reporting for...

3. Adjustment(s) to Beginning Net Position

(Reference GASB Cod. Sec. 2250.151/.152.)

The beginning net position of the University was decreased by \$_ due to implementation of GASB Statement No. _.

(Alternatively, if the University has more than one adjustment to beginning net position, consider using the following paragraph.)

The following is a summary of adjustments to the beginning net position of the University reported in the statement of revenues, expenses, and changes in net position:

<u>Description</u>	<u>University</u>
To Decrease Beginning Net Position Balance for Prior Year Understatement of ...	\$ -
To Decrease Beginning Net Position Balance for Prior Year Overstatement of ...	-
To Increase Beginning Net Position Balance for Other Prior Year Accounting Errors	-
To Decrease Beginning Net Position Due to Write-Off of per GASB Statement No. ____.	-
To Decrease Beginning Net Position Due to Recognition of _____ per GASB Statement No. ____.	-
Total	<u><u>\$ -</u></u>

(Reference: GASB Cod. Sec. 2250.151/.152)

The following is a summary of adjustments to the beginning net position of the discretely presented component units reported in the statement of revenues, expenses, and changes in net position:

<u>Description</u>	<u>University</u>
To Decrease Beginning Net Position Balance for Prior Year Understatement of ...	\$ -
To Decrease Beginning Net Position Balance for Prior Year Overstatement of ...	-
To Increase Beginning Net Position Balance for Other Prior Year Accounting Errors	-
To Decrease Beginning Net Position Due to Write-Off of ... per GASB Statement No. ____.	-
Total	<u><u>\$ -</u></u>

4. Deficit Net Position in Individual Funds

The University reported an unrestricted net position which included a deficit in the current funds – unrestricted as shown below. This deficit can be attributed to the full recognition of long-term liabilities (i.e., compensated absences payable, other postemployment benefits payable, and net pension liabilities) in the current unrestricted funds.

<u>Fund</u>	<u>Net Position</u>
Current Funds - Unrestricted	\$ -
Auxiliary Funds	-
Total	\$ -

The University had a deficit unrestricted net position of \$_ at June 30, 2023. This deficit can be attributed primarily to _.

[\(Consider including the specific component of net position that contained the deficit.\)](#)

5. Investments

[\(If the Board of Trustees has adopted a written investment policy, consider using the following paragraph.\)](#)

Section 1011.42(5), Florida Statutes, authorizes universities to invest funds with the State Treasury and State Board of Administration (SBA) and requires that universities comply with the statutory requirements governing investment of public funds by local governments. Accordingly, universities are subject to the requirements of Chapter 218, Part IV, Florida Statutes. The Board of Trustees has adopted a written investment policy providing that surplus funds of the University shall be invested in those institutions and instruments permitted under the provisions of Florida Statutes. Pursuant to Section 218.415(16), Florida Statutes, the University is authorized to invest in the Florida PRIME investment pool administered by the SBA; Securities and Exchange Commission registered money market funds with the highest credit quality rating from a nationally recognized rating agency; interest-bearing time deposits and savings accounts in qualified public depositories, as defined in Section 280.02, Florida Statutes; direct obligations of the United States Treasury; obligations of Federal agencies and instrumentalities; securities of, or interests in, certain open end or closed end management type investment companies; and other investments approved by the Board of Trustees as authorized by law.

[\(If University investments are also subject to restrictions covered in the provisions of bond resolutions, grants, or the Board of Trustee's rules, consider disclosing such restrictions.\)](#)

[\(If the Board of Trustees has not adopted a written Investment Policy, consider deleting the above paragraph and replacing with the following paragraph.\)](#)

Section 1011.42(5), Florida Statutes, authorizes universities to invest funds with the State Treasury and State Board of Administration (SBA) and requires that universities comply with the statutory requirements governing investment of public funds by local governments. Accordingly, universities are subject to the requirements of Chapter 218, Part IV, Florida Statutes. The Board of Trustees has not adopted a written investment policy. As such, pursuant to Section 218.415(17), Florida Statutes, the University is authorized to invest in the Florida PRIME investment pool administered by the SBA; Securities and Exchange Commission registered money market funds with the highest credit quality rating from a nationally recognized rating agency; interest-bearing time deposits and savings accounts in qualified public depositories, as defined in Section 280.02, Florida Statutes; and direct obligations of the United States Treasury.

Investments set aside to make debt service payments, maintain sinking or reserve funds, or to purchase or construct capital assets are classified as restricted.

The University categorizes its fair value measurements within the fair value hierarchy established by generally accepted accounting principles. The hierarchy is based on the valuation inputs used to measure the fair value of the asset. Level 1 inputs are quoted prices in active markets for identical assets, Level 2 inputs are significant other observable inputs, and Level 3 inputs are significant unobservable inputs.

All of the University's recurring fair value measurements as of June 30, 2023, are valued using quoted market prices (Level 1 inputs), with the exception of corporate bonds which are valued using a matrix pricing model (Level 2 inputs) and investments with the State Treasury which are valued based on the University's share of the pool (Level 3 inputs).

[\(If the University had investments other than in external investment pools or SBA Debt Service Accounts, consider including the following sentence and table, modified as appropriate.\)](#)

The University's investments at June 30, 2023, are reported as follows:

	Amount	Fair Value Measurements Using		
		Quoted Prices in Active Markets for Identical Assets (Level 1)	Significant Other Observable Inputs (Level 2)	Significant Unobservable Inputs (Level 3)
Investments by fair value level				
External Investment Pool:				
State Treasury Special Purpose Investment Account	\$ -	\$ -	\$ -	\$ -
SBA Debt Service Accounts	-	-	-	-
United States Treasury Securities	-	-	-	-
Obligations of United States Government				
Agencies and Instrumentalities	-	-	-	-
Repurchase Agreements	-	-	-	-
Bonds and Notes	-	-	-	-
Stocks and Other Equity Securities	-	-	-	-
Mutual Funds				
Equities	-	-	-	-
Bonds	-	-	-	-
Total investments by fair value level	\$ -	\$ -	\$ -	\$ -
Investments measured at the net asset value (NAV)				
Multi-Strategy Hedge Funds	-			
Real Estate Funds	-			
Money Market Funds	-			
Total investments measured at NAV	-			
Total investments measured at fair value	\$ -			
Investments at amortized cost				
SBA Florida Prime	\$ -			
Total investments	\$ -			

The valuation method for investments measured at the net asset value (NAV) per share (or its equivalent) is presented in the following table:

Investments measured at the NAV	Fair Value	Unfunded Commitments	Redemption Frequency (if Currently Eligible)	Redemption Notice Period
Multi-strategy hedge funds	\$ -	\$ -	-	-
Real estate funds	-	-	-	-
Money market funds	-	-	-	-
Total investments measured at the NAV	\$ -			

Multi-Strategy Hedge Funds.

(Consider including required disclosures for each investment measured at the NAV.) (Reference: GASB Cod. 3100.163; 3100.901 Illustration 4, Example 2)

Real Estate Funds.

(Consider including required disclosures for each investment measured at the NAV.) (Reference: GASB Cod. 3100.163; 3100.901 Illustration 4, Example 2)

Money Market Funds.

(Consider including required disclosures for each investment measured at the NAV.) (Reference: GASB Cod. 3100.163; 3100.901 Illustration 4, Example 2)

External Investment Pools.

The University reported investments at fair value totaling \$_ at June 30, 2023, in the State Treasury Special Purpose Investment Account (SPIA) investment pool, representing ownership of a share of the pool, not the underlying securities (Level 3 inputs).

(Consider adding the following if not identified in the investment table above:)

Pooled investments with the State Treasury are not registered with the Securities and Exchange Commission. Oversight of the pooled investments with the State Treasury is provided by the Treasury Investment Committee per Section 17.575, Florida Statutes. The authorized investment types are set forth in Section 17.57, Florida Statutes. The State Treasury SPIA investment pool carried a credit rating of _ by Standard & Poor's, had an effective duration of _ years, and fair value factor of _ at June 30, 2023. Participants contribute to the State Treasury SPIA investment pool on a dollar basis. These funds are commingled and a fair value of the pool is determined from the individual values of the securities. The fair value of the securities is summed and a total pool fair value is determined. A fair value factor is calculated by dividing the pool's total fair value by the pool participant's total cash balances. The fair value factor is the ratio used to determine the fair value of an individual participant's pool balance. The University relies on policies developed by the State Treasury for managing interest rate risk or credit risk for this investment pool. Disclosures for the State Treasury investment pool are included in the notes to financial statements of the State's Annual Comprehensive Financial Report.

At June 30, 2023, the University reported investments totaling \$_ in the Florida PRIME investment pool administered by the SBA pursuant to Section 218.405, Florida Statutes. The University's investments in the Florida PRIME investment pool, which the SBA indicates is a Securities and Exchange Commission Rule 2a7-like external investment pool, are similar to money market funds in which shares are owned in the fund rather than the underlying investments. The Florida PRIME investment pool carried a credit rating of _ by Standard & Poor's and had a weighted-average days to maturity (WAM) of _ days as of June 30, 2023. A portfolio's WAM reflects the average maturity in days, based on final maturity or reset date, in the case of floating-rate instruments. WAM measures the sensitivity of the Florida PRIME investment pool to interest rate changes. The investments in the Florida PRIME investment pool are reported at amortized cost.

Section 218.409(8)(a), Florida Statutes, provides that "the principal, and any part thereof, of each account constituting the trust fund is subject to payment at any time from the moneys in the trust fund. However, the executive director may, in good faith, on the occurrence of an event that has a material impact on liquidity or operations of the trust fund, for 48 hours limit contributions to or withdrawals from the trust fund to ensure that the Board [State Board of Administration] can invest moneys entrusted to it in exercising its fiduciary responsibility. Such action must be immediately disclosed to all participants, the trustees, the Joint Legislative Auditing Committee, and the Investment Advisory Council. The trustees shall convene an emergency meeting as soon as practicable from the time the executive director has instituted such measures and review the necessity of those measures. If the trustees are unable to convene an emergency meeting before the expiration of the 48-hour moratorium on contributions and withdrawals, the moratorium may be extended by the executive director until the trustees are able to meet to review the necessity for the moratorium. If the trustees agree with such measures, the trustees shall vote to continue the measures for up to an additional 15 days. The trustees must convene and vote to continue any such measures before the expiration of the time limit set, but in no case may the time limit set by the trustees exceed 15 days." As of June 30, 2023, there were no redemption fees or maximum transaction amounts, or any other requirements that serve to limit a participant's daily access to 100 percent of their account value.

(Reference: GASB Cod. Sec. 2300.106c., C20, I50; AICPA Audit and Accounting Guide: State and Local Governments, AAG-SLG 12.52/12.59 and 5.15/5.17) (Note: The Florida Department of Financial Services and State Board of Administration will provide GASB 40 disclosure information annually to SPIA and the SBA investment pool participants.)

State Board of Administration Debt Service Accounts.

The University reported investments totaling \$_ at June 30, 2023, in the SBA Debt Service Accounts. These investments are used to make debt service payments on bonds issued by the State Board of Education for the benefit of the University. The University's investments consist of United States Treasury securities, with maturity dates of 6 months or less, and are reported at fair value (Consider adding the following if not identified in the investment table above: (Level 1 inputs)). The University relies on policies developed by the SBA for managing interest rate risk and credit risk for these accounts. Disclosures for

the Debt Service Accounts are included in the notes to financial statements of the State's Annual Comprehensive Financial Report.

Other Investments.

The University...

(If the University reports investments other than external investment pools or the SBA Debt Service Accounts, GASB Statement No. 40 requires other investment disclosures relating to interest rate risk, credit risk, custodial credit risk, concentration of credit risk, and foreign currency risk. This will require careful analysis as to which disclosures are required for each type of investment as some disclosures prescribed by GASB Statement No. 40 are not required for certain types of investments.) (Reference: GASB Cod. 2300.901, III A 3/4)

Component Unit(s) Investments.

The University...

(For component units, consider including information similar to that disclosed for the primary government, including disclosures related to GASB 72 and GASB 79. GASB Statement No. 40 note disclosure information is not required for component units that do not follow the GASB reporting model.)

6. Receivables

Accounts Receivable. Accounts receivable represent amounts for student tuition and fees, contract and grant reimbursements due from third parties, various sales and services provided to students and third parties, and interest accrued on investments and loans receivable. As of June 30, 2023, the University reported the following amounts as accounts receivable:

<u>Description</u>	<u>Amount</u>
Contracts and Grants	\$ -
Student Tuition and Fees	-
Other	-
Total Accounts Receivable	<u>\$ -</u>

(GASB Cod. Sec. 2300.125 requires disclosure about major components of receivables when obscured by aggregation and identification of significant receivable balances not expected to be collected within 1 year.) (See GASB 38, Illustrations #10/13)

Loans and Notes Receivable. Loans and notes receivable represent all amounts owed on promissory notes from debtors, including student loans made under the Federal Perkins Loan Program and other loan programs.

Leases Receivable. Leases receivable represent contracted arrangements for the use of the University's assets including _ and _. The terms of the lease arrangements are determined by evaluating the non-cancelable term length, the optional term length, and assessing the likelihood with reasonable certainty the option to extend the term or terminate the agreement may occur. The term lengths are from

_ to _ years. Lease revenues and interest revenues totaling \$_ and \$_, respectively, were received during the 2022-23 fiscal year.

(Reference: GASB Cod. Sec. L20.154/157)

Allowance for Doubtful Receivables. Allowances for doubtful accounts and loans and notes receivable are reported based on management's best estimate as of fiscal year end considering type, age, collection history, and other factors considered appropriate. Accounts receivable and loans and notes receivable are reported net of allowances of \$_ and \$_, respectively, at June 30, 2023.

No allowance has been accrued for leases receivable and contracts and grants receivable. University management considers these to be fully collectible.

7. Due From State

The amount due from State primarily consists of \$_ of Public Education Capital Outlay, Capital Improvement Fee Trust Fund, or other allocations due from the State to the University for construction of University facilities.

8. Due From and To Component Unit(s)/University

(If the amounts reported as due to or from the component unit(s)/University are material, consider including language such as the following explaining the nature of the amounts.)

The amount due from component units consists of amounts owed to the University by the University Name Foundation, Inc. (Foundation) for scholarships and student aid. The \$_ reported as due to component unit(s) consists of amounts owed by the University to the Foundation pursuant to an agreement to support the Foundation's operations. (Consider adding the following, modified as appropriate, if the University has a different fiscal year than the component unit and the amounts reported as due to or from do not agree.) The University's financial statements are reported for the fiscal year ended June 30, 2023. The University's component unit(s) financial statements are reported for the fiscal year ended __. Accordingly, amounts reported by the University as due from and to component units on the statement of net position do not agree with amounts reported by the component units as due from and to the University.

(Reference: GASB Cod. Sec. 2300.107p.)

9. Capital Assets

Capital assets activity for the fiscal year ended June 30, 2023, is shown in the following table:

<u>Description</u>	<u>Beginning Balance</u>	<u>Adjustments</u>	<u>Additions</u>	<u>Reductions</u>	<u>Ending Balance</u>
Nondepreciable Capital Assets:					
Land	\$ -	\$ -	\$ -	\$ -	\$ -
Works of Art and Historical Treasures	-	-	-	-	-
Construction in Progress	-	-	-	-	-
Total Nondepreciable Capital Assets	\$ -	\$ -	\$ -	\$ -	\$ -
Depreciable Capital Assets:					
Buildings	\$ -	\$ -	\$ -	\$ -	\$ -
Infrastructure and Other Improvements	-	-	-	-	-
Furniture and Equipment	-	-	-	-	-
Library Resources	-	-	-	-	-
Lease Assets	-	-	-	-	-
Subscription-Based Information Technology Arrangements	-	-	-	-	-
Works of Art and Historical Treasures	-	-	-	-	-
Computer Software	-	-	-	-	-
Other Capital Assets	-	-	-	-	-
Total Depreciable Capital Assets	-	-	-	-	-
Less, Accumulated Depreciation:					
Buildings	-	-	-	-	-
Infrastructure and Other Improvements	-	-	-	-	-
Furniture and Equipment	-	-	-	-	-
Library Resources	-	-	-	-	-
Lease Assets	-	-	-	-	-
Subscription-Based Information Technology Arrangements	-	-	-	-	-
Works of Art and Historical Treasures	-	-	-	-	-
Computer Software	-	-	-	-	-
Other Capital Assets	-	-	-	-	-
Total Accumulated Depreciation	-	-	-	-	-
Total Depreciable Capital Assets, Net	\$ -	\$ -	\$ -	\$ -	\$ -

(1) Adjustments were made to correct prior year accounting errors as discussed in Note 3. of the notes to financial statements.

(Reference: GASB Cod. Sec. 2300.106(l) and 2300.118. See also GASB Cod. Sec. 2300.121 regarding component units.)

10. Public-Private Partnership Arrangement(s)

(If the University meets the criteria for reporting a public-private partnership arrangement (PPP), consider including disclosures that include a general description of the arrangement in effect during the reporting period, including management's objectives for entering into it and, if applicable, the status of the project during the construction period; the nature and amounts of assets, liabilities, and deferred inflows of resources related to an PPP that are recognized in the financial statements; and the nature and extent of rights retained by the transferor or granted to the governmental operator under the arrangement. Some

arrangements may include provisions for guarantees and commitments, in which case, consider including in disclosures identification, duration, and significant contract terms of the guarantee or commitment.) (This note is set-up for a University who is also a transferor. Consider modifying this note for situations in which the University may be an operator.)

During the 2022-23 fiscal year, the University entered into an agreement with __, under which __ will operate and collect payments for the University bookstore for the next __ years. __ will pay the University installment payments over the course of the arrangement, the present value of these installment payments is estimated to be \$__. __ will also pay the University __ percent of the revenues it earns from the operation of the bookstore. __ is required to operate and maintain the bookstore in accordance with the agreement. The University plans to use the proceeds from the installment payments to fund future projects. The University reports the bookstore and related equipment as a capital asset with a carrying amount of \$__ at year end and reports a receivable and deferred inflow of resources in the amount of \$__ at year end pursuant to the public-private partnership arrangement.

(Reference: GASB Cod. Sec. P90.133/.134)

11. Temporary Cash Overdraft (Consider including as appropriate.)

The University maintained an account with a local bank to process general operating expenses and payroll transactions. Funds in excess of current need, including float, were invested. As a result, the University's records showed a temporary cash overdraft for the amount of outstanding checks not presented as of June 30, 2023. This did not, however, represent an overdraft in the University's depository account.

12. Unearned Revenue

Unearned revenue at June 30, 2023, includes Public Education Capital Outlay appropriations for which the University had not yet received from the Florida Department of Education approval to spend the funds, and student tuition and fees received prior to fiscal year end related to subsequent accounting periods. (If only one source of unearned revenue, consider deleting the following table and revise sentence to include amount.) As of June 30, 2023, the University reported the following amounts as unearned revenue:

<u>Description</u>	<u>Amount</u>
State Capital Appropriations	\$ -
Student Tuition and Fees	-
Total Unearned Revenue	\$ -

13. Deferred Outflow / Inflow of Resources

(For situations in which the amount reported for a component of net position is significantly affected by a transaction that has resulted in recognition of a deferred outflow or deferred inflow of resources, and the difference between a deferred outflow or deferred inflow of resources and the balance of the related asset or liability is significant, governments should consider providing an explanation of that effect on net position in the notes to the financial statements. Note: Only consider including if such amounts are not disclosed in other notes. For example, some

deferred outflows and inflows of resources are fully described in the pension note.) The unrestricted net position amount of \$ _ includes the effect of deferring the recognition of revenue from the up-front payment in the service concession arrangement for the _ . The \$ _ balance of the deferred inflow of resources at June 30, 2023, will be recognized as revenue and increase unrestricted net position over the remaining _ years of the agreement. (Reference: GASB Cod. Sec. 2300.131)

14. Long-Term Liabilities

(If the University had financial guarantees that are nonexchange transactions extended or received by a state or local government, appropriate note disclosures should be presented.) (Reference: See GASB Codification N30.110/.113)

(If applicable, consider including additional debt information required by GASB Statement No. 88, *Certain Disclosures Related to Debt, including Direct Borrowings and Direct Placements*. This information includes amounts of unused lines of credit, assets pledged as collateral for debt, terms in debt agreements related to significant events of default, and other termination events with finance-related consequences. In addition, this disclosure should separate information regarding direct borrowings and direct placements of debt from other debt.)

Long-term liabilities of the University at June 30, 2023, include capital improvement debt payable, loan(s) and note(s) payable, installment purchase(s) payable, capital lease(s) payable, Federal advances payable, compensated absences payable, other postemployment benefits payable, net pension liability, and asset retirement obligation(s). Long-term liabilities activity for the fiscal year ended June 30, 2023, is shown in the following table:

<u>Description</u>	<u>Beginning Balance</u>	<u>Additions</u>	<u>Reductions</u>	<u>Ending Balance</u>	<u>Current Portion</u>
Capital Improvement Debt Payable	\$ -	\$ -	\$ -	\$ -	\$ -
Loan(s) and Note(s) Payable	-	-	-	-	-
Installment Purchase(s) Payable	-	-	-	-	-
Lease(s) Payable	-	-	-	-	-
Subscription Arrangement(s) Liability	-	-	-	-	-
Federal Advance Payable	-	-	-	-	-
Compensated Absences Payable	-	-	-	-	-
Other Postemployment Benefits Payable	-	-	-	-	-
Asset Retirement Obligations Payable	-	-	-	-	-
Net Pension Liability	-	-	-	-	-
Total Long-Term Liabilities	\$ -	\$ -	\$ -	\$ -	\$ -

(All long-term liabilities reported by the University on the statement of net position should be included in the above table. A narrative description of all reported long-term liabilities should be included below. Note: GASB Statement No. 75 requires an amount for other postemployment benefits payable expected to be paid within 1 year.)

(Reference: GASB Cod. Sec. 2300.106m, and .120. See also GASB Cod. Sec. 2300.121 regarding component units.)

The University also has an unused line of credit in the amount of \$_. (Consider including if appropriate.)

Capital Improvement Debt Payable. The University had the following capital improvement debt payable outstanding at June 30, 2023:

Capital Improvement Debt Type and Series	Amount of Original Debt	Amount Outstanding (1)	Interest Rates (Percent)	Maturity Date To
Student Housing Debt:				
1992 Student Apartments	\$ -	\$ -	X.XX to X.XX	20XX
1996 Student Apartments	-	-	X.XX to X.XX	20XX
1997 Student Apartments	-	-	X.XX to X.XX	20XX
Total Student Housing Debt	-	-		
Parking Garage Debt:				
1997 Parking Garage	-	-	X.XX to X.XX	20XX
2000 Parking Garage	-	-	X.XX to X.XX	20XX
2007 Parking Garage	-	-	X.XX to X.XX	20XX
Total Parking Garage Debt	-	-		
Total Capital Improvement Debt	\$ -	\$ -		

(1) Amount outstanding includes unamortized discounts and premiums.

The University has pledged a portion of future housing rental revenues, traffic and parking fees, and various student fee assessments to repay \$_ in capital improvement (housing, parking, etc.) revenue bonds issued by the Florida Board of Governors on behalf of the University. Proceeds from the bonds provided financing to construct student parking garages and student housing facilities. (Consider including other types as necessary, i.e., bookstore.) The bonds are payable solely from housing rental income, traffic and parking fees, and special student fee assessments and are payable through _. The University has committed to appropriate each year from the housing rental income, traffic and parking fees, and special student fee assessments, amounts sufficient to cover the principal and interest requirements on the debt. Total principal and interest remaining on the debt is \$_ and principal and interest paid for the current year totaled \$_. During the 2022-23 fiscal year, housing rental income, traffic and parking fees, and special student fee assessments totaled \$_, \$_, and \$_, respectively.

The University extinguished long-term capital improvement debt obligations by the issuance of new long-term capital improvement debt instruments as follows:

- On _, the Florida Board of Governors issued \$_ of Capital Improvement (Housing, Parking, etc.) Revenue Refunding Bonds, Series _. The University's portion of the refunding bonds (\$_) was used to defease \$_ of outstanding Capital Improvement (Housing, Parking, etc.) Revenue Bonds, Series _. Securities were placed in an irrevocable trust with an escrow agent to provide for all future debt service payments on the defeased bonds. The trust assets and the liability for the defeased bonds are not included in the University's statement of net position. As a result of the refunding, the University reduced its capital improvement debt service requirement by \$_ over the

next __ years and obtained an economic gain of \$_. At June 30, 2023, the outstanding balance of the defeased debt was \$_.

Annual requirements to amortize all capital improvement debt outstanding as of June 30, 2023, are as follows:

<u>Fiscal Year Ending June 30</u>	<u>Principal</u>	<u>Interest</u>	<u>Total</u>
2024	\$ -	\$ -	\$ -
2025	-	-	-
2026	-	-	-
2027	-	-	-
2028	-	-	-
2029-2033	-	-	-
2034-2038	-	-	-
2039-2043	-	-	-
2044-2048	-	-	-
Subtotal	-	-	-
Net Discounts and Premiums	-	-	-
Total	<u>\$ -</u>	<u>\$ -</u>	<u>\$ -</u>

(Reference: GASB Cod. Sec. 2300.106i, 2300.107i, 2300.128, S20.118)

Loans and Note(s) Payable. On __, the University borrowed \$_, at a stated interest rate of __ percent, to finance the cost of a __. The note(s) mature(s) on __, and principal and interest payments are made __. The University pledged a __ as collateral for the note(s). The note(s) contain(s) a provision that, in an event of default, outstanding amounts become immediately due if the University is unable to make payment. (Consider modifying as necessary to include, the terms specified in the note agreement related to (1) events of default with finance-related consequences, (2) termination events with finance-related consequences, and (3) subjective acceleration clauses. See GASB Cod. Sec. 2300.903 Illustration 8 for example disclosure.) Annual requirements to amortize the outstanding note(s) as of June 30, 2023, are as follows:

<u>Fiscal Year Ending June 30</u>	<u>Principal</u>	<u>Interest</u>	<u>Total</u>
2024	\$ -	\$ -	\$ -
2025	-	-	-
2026	-	-	-
2027	-	-	-
2028	-	-	-
2029-2033	-	-	-
2034-2038	-	-	-
Total	<u>\$ -</u>	<u>\$ -</u>	<u>\$ -</u>

(Reference: GASB Cod. Sec. 2300.106i., 1500.128/130)

Installment Purchase(s) Payable. The University has entered into several installment purchase agreements for the purchase of equipment reported at \$_. The (stated/imputed) interest rates ranged from _ percent to _ percent. The University pledged a _ as collateral for the installment purchase(s). The installment purchase(s) contain(s) a provision that, in an event of default, outstanding amounts become immediately due if the University is unable to make payment. [\(Consider modifying as necessary to include, the terms specified in the installment purchase agreement related to \(1\) events of default with finance-related consequences, \(2\) termination events with finance-related consequences, and \(3\) subjective acceleration clauses. See GASB Cod. Sec. 2300.903 Illustration 8 for example disclosure.\)](#) Future minimum payments remaining under installment purchase agreements and the present value of the minimum payments as of June 30, 2023, are as follows:

<u>Fiscal Year Ending June 30</u>	<u>Total</u>
2024	\$ -
2025	-
2026	-
2027	-
2028	-
2029-2033	-
2034-2038	-
Total Minimum Lease Payments	\$ -

(Reference: [GASB Cod. Sec. 2300.106i.](#), and [1500.128/130](#))

Lease(s) Payable. _ equipment in the amount of \$_ is being acquired under (a) lease agreement(s). The (stated/imputed) interest rate is _ percent. Future minimum payments under the lease agreement(s) and the present value of the minimum payments as of June 30, 2023, are as follows:

<u>Fiscal Year Ending June 30</u>	<u>Total</u>	<u>Principal</u>	<u>Interest</u>
2024	\$ -	\$ -	\$ -
2025	-	-	-
2026	-	-	-
2027	-	-	-
2028	-	-	-
2029-2033	-	-	-
2034-2038	-	-	-
Total Minimum Lease Payments	\$ -	\$ -	\$ -

(Reference: [GASB Cod. Sec. 2300.106j](#), [.901](#), [.904 6-D. Leases \(example disclosure\)](#); [L20.134/136](#))

Subscription Arrangement(s) Liability. The University has a ___ year subscription-based information technology arrangement (SBITA) for the right to use (describe subscription asset) totaling \$_. The University implemented the (describe subscription asset) in two operational phases at different times. As a result, the capitalized implementation costs have generated two additional SBITA assets totaling \$_ and \$_. The University has discounted the future minimum payments using its incremental borrowing

rate of _ percent. Future minimum payments under SBITA and present value of the minimum payments as of June 30, 2023, are as follows:

<u>Fiscal Year Ending June 30</u>	<u>Total</u>	<u>Principal</u>	<u>Interest</u>
2024	\$ -	\$ -	\$ -
2025	-	-	-
2026	-	-	-
2027	-	-	-
2028	-	-	-
2029-2033	-	-	-
2034-2038	-	-	-
Total	<u>\$ -</u>	<u>\$ -</u>	<u>\$ -</u>

(Reference: GASB Cod. Sec. S80.159)

Federal Advance Payable. This represents the University's liability for the Federal Capital Contribution (advance) provided to fund the University's Federal Perkins Loan program. This amount will ultimately be returned to the Federal Government should the University cease making Federal Perkins Loans or has excess cash in the loan program.

Compensated Absences Payable. Employees earn the right to be compensated during absences for annual leave (vacation) and sick leave earned pursuant to Board of Governors' Regulations, University regulations, and bargaining agreements. Leave earned is accrued to the credit of the employee and records are kept on each employee's unpaid (unused) leave balance. The University reports a liability for the accrued leave; however, State noncapital appropriations fund only the portion of accrued leave that is used or paid in the current fiscal year. Although the University expects the liability to be funded primarily from future appropriations, generally accepted accounting principles do not permit the recording of a receivable in anticipation of future appropriations. At June 30, 2023, the estimated liability for compensated absences, which includes the University's share of the Florida Retirement System and FICA contributions, totaled \$_. The current portion of the compensated absences liability, \$_, is the amount expected to be paid in the coming fiscal year and represents a historical percentage of leave used applied to total accrued leave liability. (Consider modifying the last sentence to the specific method used by the University to estimate the current portion of this liability.)

OTHER POSTEMPLOYMENT BENEFITS PAYABLE – (Reference: GASB Cod. P52.157/162.)

The disclosures required are based on the measurement date. The total OPEB liability should be measured as of a date (measurement date) no earlier than the end of the employer's prior fiscal year and no later than the end of the employer's current fiscal year, consistently applied from period to period.

Other Postemployment Benefits Payable. The University follows GASB Statement No. 75, *Accounting and Financial Reporting for Postemployment Benefits Other Than Pensions*, for certain postemployment healthcare benefits administered by the State Group Health Insurance Program.

General Information about the OPEB Plan

Plan Description. The Division of State Group Insurance's Other Postemployment Benefits Plan (OPEB Plan) is a multiple-employer defined benefit plan administered by the State of Florida. Pursuant to the provisions of Section 112.0801, Florida Statutes, all employees who retire from the University are eligible to participate in the State Group Health Insurance Program. Retirees and their eligible dependents shall be offered the same health and hospitalization insurance coverage as is offered to active employees at a premium cost of no more than the premium cost applicable to active employees. A retiree means any officer or employee who retires under a State retirement system or State optional annuity or retirement program or is placed on disability retirement and who begins receiving retirement benefits immediately after retirement from employment. In addition, any officer or employee who retires under the Florida Retirement System Investment Plan is considered a "retiree" if he or she meets the age and service requirements to qualify for normal retirement or has attained the age of 59.5 years and has the years of service required for vesting. The University subsidizes the premium rates paid by retirees by allowing them to participate in the OPEB Plan at reduced or blended group (implicitly subsidized) premium rates for both active and retired employees. These rates provide an implicit subsidy for retirees because retiree healthcare costs are generally greater than active employee healthcare costs. No assets are accumulated in a trust that meet the criteria in paragraph 4 of GASB Statement No. 75. The OPEB Plan contribution requirements and benefit terms necessary for funding the OPEB Plan each year is on a pay-as-you-go basis as established by the Governor's recommended budget and the General Appropriations Act. Retirees are required to enroll in the Federal Medicare (Medicare) program for their primary coverage as soon as they are eligible.

Benefits Provided. The OPEB Plan provides healthcare benefits for retirees and their dependents. The OPEB Plan only provides an implicit subsidy as described above. (or...In addition to the implicit subsidy described above, the current benefit terms provide for payment of _ percent of health insurance premiums for non-Medicare-eligible retirees and _ percent of supplemental health insurance premiums for Medicare-eligible retirees. The plan also provides all retirees with \$_ of life insurance benefits.)

Proportionate Share of the Total OPEB Liability

The University's proportionate share of the total OPEB liability of \$_ was measured as of June 30, 20XX, and was determined by an actuarial valuation as of July 1, 20XX ([actual measurement and valuation dates](#)). At June 30, 2022, the University's proportionate share, determined by its proportion of total benefit payments made, was _ percent, which was an increase/decrease of _ from its proportionate share reported as of June 30, 2021.

Actuarial Assumptions and Other Inputs. The total OPEB liability was determined using the following actuarial assumptions and other inputs, applied to all periods included in the measurement, unless otherwise specified:

Inflation	X.X percent
Salary increases	X.XX percent, average, including inflation
Discount rate	X.XX percent
Healthcare cost trend rates	X.X percent for 20XX, decreasing X.X percent per year to an ultimate rate of X.X percent for 20XX and later years
Retirees' share of benefit-related costs	XX percent of projected health insurance premiums for retirees

The discount rate was based on the Bond Buyer General Obligation 20-year Municipal Bond Index.

Mortality rates were based on the Generational RP-2000 with Projection Scale BB.

The demographic actuarial assumptions for retirement, disability incidence, and withdrawal used in the July 1, 20XX, valuation were based on the results of an actuarial experience study for the period __, through __, adopted by the FRS.

The remaining actuarial assumptions (e.g., initial per capita costs, health care cost trends, rate of plan participation, rates of plan election, etc.) used in the July 1, 20XX, valuation were based on a review of recent plan experience done concurrently with the July 1, 20XX, valuation.

(Consider modifying previous two paragraphs as appropriate. Alternatively, could also use the following: "While an experience study had not been completed for the OPEB Plan, the actuarial assumptions that determined the total OPEB liability for the OPEB Plan were based on certain results of the most recent experience study for the FRS Plan.")

(If the assumptions or benefit terms have changed since the prior measurement date, consider adding language that briefly describes the changes, as required by GASB Cod. P52. 162. In addition, consider including information regarding any changes between the measurement date of the collective total OPEB liability and the University's reporting date that are expected to have a significant effect on the University's proportionate share of the collective total OPEB liability.)

Sensitivity of the University's Proportionate Share of the Total OPEB Liability to Changes in the Discount Rate. The following table presents the University's proportionate share of the total OPEB liability, as well as what the University's proportionate share of the total OPEB liability would be if it were calculated using a discount rate that is 1 percentage point lower (__ percent) or 1 percentage point higher (__ percent) than the current rate:

(Reference: GASB Cod. P52, 161b.)

	<u>1% Decrease (x.xx%)</u>	<u>Current Discount Rate (x.xx%)</u>	<u>1% Increase (x.xx%)</u>
University's proportionate share of the total OPEB liability	\$	\$	\$

Sensitivity of the University’s Proportionate Share of the Total OPEB Liability to Changes in the Healthcare Cost Trend Rates. The following table presents the University’s proportionate share of the total OPEB liability, as well as what the University’s proportionate share of the total OPEB liability would be if it were calculated using healthcare cost trend rates that are 1 percentage point lower or 1 percentage point higher than the current healthcare cost trend rates: (GASB Cod. P52. 161a.)

	Healthcare Cost Trend Rates		
	1% Decrease		1% Increase
University’s proportionate share of the total OPEB liability	\$	\$	\$

OPEB Expense and Deferred Outflows of Resources and Deferred Inflows of Resources Related to OPEB.

For the fiscal year ended June 30, 2023, the University recognized OPEB expense of \$_. At June 30, 2023, the University reported deferred outflows of resources and deferred inflows of resources related to OPEB from the following sources: (If there are no amounts recorded in one of the rows/columns, consider deleting that row/column. If the measurement date is the current FYE, there will be no transactions subsequent to the measurement date. However, if the measurement date is January 1, there will be transactions subsequent to the measurement date equal to those made between January 1 and June 30.)

(Reference: GASB Cod. P52.162h)

<u>Description</u>	<u>Deferred Outflows of Resources</u>	<u>Deferred Inflows of Resources</u>
Differences between expected and actual experience	\$ -	\$ -
Change of assumptions or other inputs	-	-
Changes in proportion and differences between University benefit payments and proportionate share of benefit payments	-	-
Transactions subsequent to the measurement date	-	-
Total	\$ -	\$ -

Of the total amount reported as deferred outflows of resources related to OPEB, \$_ resulting from transactions (e.g., benefit payments) subsequent to the measurement date and before the end of the fiscal year will be included as a reduction of the total OPEB liability and included in OPEB expense in the year ended June 30, 2024. (If there are no transactions subsequent to the measurement date [i.e., the measurement date is the fiscal year-end date], consider deleting the previous sentence.) Other amounts reported as deferred outflows of resources and deferred inflows of resources related to OPEB will be recognized in OPEB expense as follows:

(GASB Cod. P52. 162i.)

Note: The total amortized amount below should equal the sum of the deferred outflows minus deferred inflows (and if applicable, minus contributions subsequent to the measurement date) from the table above.

<u>Fiscal Year Ending June 30</u>	<u>Amount</u>
2024	\$ -
2025	-
2026	-
2027	-
2028	-
Thereafter	-
Total	\$ -

ASSET RETIREMENT OBLIGATIONS (AROs). Consider including disclosure for a University implementing the requirements of GASB Statement No. 83, *Certain Asset Retirement Obligations*. This Statement establishes standards for recognizing and measuring liabilities, deferred outflows of resources, and expenses related to the retirement of certain tangible capital assets. Examples of these assets include x-ray machines, sewage treatment plants, wind turbines, and nuclear reactors. The University should recognize an ARO when the liability is incurred and reasonably estimable. In the year of initial measurement, the University should measure a deferred outflow of resources at the same amount as the corresponding liability. (Reference: GASB Cod. Sec. A10)

Asset Retirement Obligations Payable. The University follows GASB Statement No. 83, *Certain Asset Retirement Obligations*, to account for significant Asset Retirement Obligations (AROs).

General Description. Consider including a general description of the AROs and associated tangible capital assets, as well as the source of the obligations.

Methods and Assumptions. Consider including methods and assumptions used to measure the liabilities.

Remaining Useful Life. Consider including the remaining useful lives of the associated tangible capital assets.

Funding and Assurance Provisions. Consider including how any legally required funding and assurance provisions associated with AROs are being met.

Restricted Assets. Consider including the amount of assets restricted for payments of the liabilities, if not separately displayed in the financial statements.

(If an ARO or portions thereof has been incurred but is not yet recognized because it is not reasonably estimable, the University should disclose that fact and the reasons thereof.) (Reference: GASB Cod. Sec. A10.125)

(If the University has a minority share of an ARO, the University should disclose information about its minority share in accordance with GASB Cod. Sec. A10.126)

Net Pension Liability. As a participating employer in the Florida Retirement System (FRS), the University recognizes its proportionate share of the collective net pension liabilities of the FRS cost-sharing multiple-employer defined benefit plans. As of June 30, 2023, the University's proportionate share of the net pension liabilities totaled \$_. Note _ includes a complete discussion of defined benefit pension plans.

15. Retirement Plans – Defined Benefit Pension Plans

General Information about the Florida Retirement System (FRS).

The FRS was created in Chapter 121, Florida Statutes, to provide a defined benefit pension plan for participating public employees. The FRS was amended in 1998 to add the Deferred Retirement Option Program (DROP) under the defined benefit plan and amended in 2000 to provide a defined contribution plan alternative to the defined benefit plan for FRS members effective July 1, 2002. This integrated defined contribution pension plan is the FRS Investment Plan. Chapter 121, Florida Statutes, also provides for nonintegrated, optional retirement programs in lieu of the FRS to certain members of the Senior Management Service Class employed by the State and faculty and specified employees in the State university system. [\(Consider eliminating the previous sentence if not applicable\)](#) Chapter 112, Florida Statutes, established the Retiree Health Insurance Subsidy (HIS) Program, a cost-sharing multiple-employer defined benefit pension plan to assist retired members of any State-administered retirement system in paying the costs of health insurance.

Essentially all regular employees of the University are eligible to enroll as members of the State-administered FRS. Provisions relating to the FRS are established by Chapters 121 and 122, Florida Statutes; Chapter 112, Part IV, Florida Statutes; Chapter 238, Florida Statutes; and FRS Rules, Chapter 60S, Florida Administrative Code; wherein eligibility, contributions, and benefits are defined and described in detail. Such provisions may be amended at any time by further action from the Florida Legislature. The FRS is a single retirement system administered by the Florida Department of Management Services, Division of Retirement, and consists of two cost-sharing multiple-employer defined benefit plans and other nonintegrated programs. An annual comprehensive financial report of the FRS, which includes its financial statements, required supplementary information, actuarial report, and other relevant information, is available from the Florida Department of Management Services Web site (www.dms.myflorida.com).

The University's FRS and HIS pension expense totaled \$_ for the fiscal year ended June 30, 2023.

[\(This should be the total FRS and HIS pension expense and should equal the FRS amount plus the HIS amount in the notes below. Information available in report No. 2023-093 Schedules of Employer Allocations and Pension Amounts by Employer.\)](#)

FRS Pension Plan

Plan Description. The FRS Pension Plan (Plan) is a cost-sharing multiple-employer defined benefit pension plan, with a DROP for eligible employees. The general classes of membership are as follows:

- *Regular Class* – Members of the FRS who do not qualify for membership in the other classes.
- *Senior Management Service Class* – Members in senior management level positions.
- *Special Risk Class* – Members who are employed as law enforcement officers and meet the criteria to qualify for this class.

Employees enrolled in the Plan prior to July 1, 2011, vest at 6 years of creditable service and employees enrolled in the Plan on or after July 1, 2011, vest at 8 years of creditable service. All vested members,

enrolled prior to July 1, 2011, are eligible for normal retirement benefits at age 62 or at any age after 30 years of creditable service. [\(Consider adding the following to the end of the previous sentence if the University has the Special Risk classification in the table below\)](#): except for members classified as special risk who are eligible for normal retirement benefits at age 55 or at any age after 25 years of creditable service. All members enrolled in the Plan on or after July 1, 2011, once vested, are eligible for normal retirement benefits at age 65 or any time after 33 years of creditable service. [\(Consider adding the following to the end of the previous sentence if the University has the Special Risk classification in the table below\)](#): except for members classified as special risk who are eligible for normal retirement benefits at age 60 or at any age after 30 years of creditable service. Employees enrolled in the Plan may include up to 4 years of credit for military service toward creditable service. The Plan also includes an early retirement provision; however, there is a benefit reduction for each year a member retires before his or her normal retirement date. The Plan provides retirement, disability, death benefits, and annual cost-of-living adjustments to eligible participants.

The DROP, subject to provisions of Section 121.091, Florida Statutes, permits employees eligible for normal retirement under the Plan to defer receipt of monthly benefit payments while continuing employment with an FRS-participating employer. An employee may participate in DROP for a period not to exceed 60 months after electing to participate. During the period of DROP participation, deferred monthly benefits are held in the FRS Trust Fund and accrue interest. The net pension liability does not include amounts for DROP participants, as these members are considered retired and are not accruing additional pension benefits.

[\(Reference: GASB Cod. Sec. P20.178 a. & b.\)](#)

Benefits Provided. Benefits under the Plan are computed on the basis of age, and/or years of service, average final compensation, and credit service. Credit for each year of service is expressed as a percentage of the average final compensation. For members initially enrolled before July 1, 2011, the average final compensation is the average of the 5 highest fiscal years' earnings; for members initially enrolled on or after July 1, 2011, the average final compensation is the average of the 8 highest fiscal years' earnings. The total percentage value of the benefit received is determined by calculating the total value of all service, which is based on retirement plan and/or the class to which the member belonged when the service credit was earned. Members are eligible for in-line-of-duty or regular disability and survivors' benefits. The following table shows the percentage value for each year of service credit earned:

<u>Class, Initial Enrollment, and Retirement Age/Years of Service</u>	<u>% Value</u>
Regular Class members initially enrolled before July 1, 2011	
Retirement up to age 62 or up to 30 years of service	1.60
Retirement at age 63 or with 31 years of service	1.63
Retirement at age 64 or with 32 years of service	1.65
Retirement at age 65 or with 33 or more years of service	1.68
Regular Class members initially enrolled on or after July 1, 2011	
Retirement up to age 65 or up to 33 years of service	1.60
Retirement at age 66 or with 34 years of service	1.63
Retirement at age 67 or with 35 years of service	1.65
Retirement at age 68 or with 36 or more years of service	1.68
Senior Management Service Class	2.00
Special Risk Class	3.00

As provided in Section 121.101, Florida Statutes, if the member was initially enrolled in the Plan before July 1, 2011, and all service credit was accrued before July 1, 2011, the annual cost-of-living adjustment is 3 percent per year. If the member was initially enrolled before July 1, 2011, and has service credit on or after July 1, 2011, there is an individually calculated cost-of-living adjustment. The annual cost-of-living adjustment is a proportion of 3 percent determined by dividing the sum of the pre-July 2011 service credit by the total service credit at retirement multiplied by 3 percent. Plan members initially enrolled on or after July 1, 2011, will not have a cost-of-living adjustment after retirement.

(Reference: GASB Cod. Sec. P20.178 b.)

Contributions. The Florida Legislature establishes contribution rates for participating employers and employees. Contribution rates during the 2022-23 fiscal year were:

(Consider modifying as appropriate to include only the classes or plans applicable to the University. If the University has employees participating in the Teachers' Retirement System, Plan E, consider adding the word "plan" to the tab. Rates are obtained from the Department of Management Services Web site at:

http://www.dms.myflorida.com/workforce_operations/retirement/employers/contribution_rates.)

<u>Class</u>	<u>Percent of Gross Salary</u>	
	<u>Employee</u>	<u>Employer (1)</u>
FRS, Regular	3.00	11.91
FRS, Senior Management Service	3.00	31.57
FRS, Special Risk	3.00	27.83
Deferred Retirement Option Program (applicable to members from all of the above classes)	0.00	18.60
FRS, Reemployed Retiree	(2)	(2)

(1) Employer rates include 1.66 percent for the postemployment health insurance subsidy. Also, employer rates, other than for DROP participants, include 0.06 percent for administrative costs of the Investment Plan.

(2) Contribution rates are dependent upon retirement class in which reemployed.

The University's contributions to the Plan totaled \$_ for the fiscal year ended June 30, 2023. (Obtain from Report No. 2024-XXX - FRS Deferred Outflows for Contributions Subsequent to the June 30, 2022, Measurement Date by Employer, which should be available in August 2023 for the entire 2022-23 fiscal year. This amount should equal the deferred outflows for contributions subsequent to the measurement date for FRS shown in the table below and also the contributions in the RSI.)

(Reference: GASB Cod. Sec. P20.178 c.)

Pension Liabilities, Pension Expense, and Deferred Outflows of Resources and Deferred Inflows of Resources Related to Pensions. At June 30, 2023, the University reported a liability of \$_ for its proportionate share of the net pension liability. The net pension liability was measured as of June 30, 2022, and the total pension liability used to calculate the net pension liability was determined by an actuarial valuation as of July 1, 2022. The University's proportionate share of the net pension liability was based on the University's 2021-22 fiscal year contributions relative to the total 2021-22 fiscal year contributions of all participating members. At June 30, 2022, the University's proportionate share was _ percent, which was an increase/decrease of _ from its proportionate share measured as of June 30, 2021.

(Proportionate share of the net liability should be obtained from report No. 2023-093 – FRS Schedules of Employer Allocations and Pension Amounts by Employer. This amount should equal the amount in the RSI.)

(Proportionate percentage and the increase/decrease should be obtained from report No. 2023-093 – FRS Schedules of Employer Allocations and Pension Amounts. The proportionate share percentage should equal the percentage in the RSI.)

(If there has been a change of benefit terms that affected the measurement of the total pension liability since the prior measurement date, the University should consider disclosing information required by GASB Cod. Sec. P20.182 e.)

(If changes expected to have a significant effect on the measurement of the University's proportionate share of the net pension liability occurred between the measurement date and the reporting date, the University should consider disclosing information required by GASB Cod. Sec. P20.182 f.)

(Reference: GASB Cod. Sec. P20.182 a. – d., g., h.)

For the year ended June 30, 2023, the University recognized pension expense of \$_. In addition, the University reported deferred outflows of resources and deferred inflows of resources related to pensions from the following sources:

(Reference: GASB Cod. Sec. P20.182 g. & h.) Obtain amounts from report No. 2023-093 – FRS Schedules of Employer Allocations and Pension Amounts by Employer and from report No. 2024-XXX - FRS Deferred Outflows for Contributions Subsequent to the June 30, 2022, Measurement Date by Employer. (The total of all the deferred outflows and deferred inflows for both the FRS and HIS should equal the deferred outflows and deferred inflows reported on the statement of net position.) (In addition, investment earnings below should be reported as a net deferred outflows or deferred inflows.)

<u>Description</u>	<u>Deferred Outflows of Resources</u>	<u>Deferred Inflows of Resources</u>
Differences between expected and actual experience	\$ -	\$ -
Change of assumptions	-	-
Net difference between projected and actual earnings on FRS Plan investments	-	-
Changes in proportion and differences between University contributions and proportionate share of contributions	-	-
University FRS contributions subsequent to the measurement date	-	-
Total	\$ -	\$ -

The deferred outflows of resources totaling \$_, resulting from University contributions subsequent to the measurement date will be recognized as a reduction of the net pension liability in the fiscal year ending June 30, 2024. Other amounts reported as deferred outflows of resources and deferred inflows of resources related to pensions will be recognized in pension expense as follows:

(Reference: GASB Cod. Sec. P20.182 h.(5) & i.(2)) (Note: The total amortized amount below should equal the sum of the deferred outflows minus deferred inflows minus contributions subsequent to the measurement date from the table above.)

<u>Fiscal Year Ending June 30</u>	<u>Amount</u>
2024	\$ -
2025	-
2026	-
2027	-
2028	-
Thereafter	-
Total	\$ -

Actuarial Assumptions. The total pension liability in the July 1, 2022, actuarial valuation was determined using the following actuarial assumptions, applied to all periods included in the measurement:

Inflation	2.40 percent
Salary increases	3.25 percent, average, including inflation
Investment rate of return	6.70 percent, net of pension plan investment expense, including inflation

Mortality rates were based on the PUB-2010 base table, projected generationally with Scale MP-2018.

The actuarial assumptions used in the July 1, 2022, valuation were based on the results of an actuarial experience study for the period July 1, 2013, through June 30, 2018.

(If the benefit terms included ad hoc postemployment benefit changes, GASB Cod. Sec. P20.179 requires information about assumptions related to those changes be disclosed.)

(Reference: GASB Cod. Sec. P20.179)

The long-term expected rate of return on pension plan investments was not based on historical returns, but instead is based on a forward-looking capital market economic model. The allocation policy's description of each asset class was used to map the target allocation to the asset classes shown below. Each asset class assumption is based on a consistent set of underlying assumptions, and includes an adjustment for the inflation assumption. The target allocation and best estimates of arithmetic and geometric real rates of return for each major asset class are summarized in the following table: (Reference: GASB Cod. Sec. P20.180 c. & f.)

<u>Asset Class</u>	<u>Target Allocation (1)</u>	<u>Annual Arithmetic Return</u>	<u>Compound Annual (Geometric) Return</u>	<u>Standard Deviation</u>
Cash	1.0%	2.6%	2.6%	1.1%
Fixed Income	19.8%	4.4%	4.4%	3.2%
Global Equity	54.0%	8.8%	7.3%	17.8%
Real Estate (Property)	10.3%	7.4%	6.3%	15.7%
Private Equity	11.1%	12.0%	8.9%	26.3%
Strategic Investments	3.8%	6.2%	5.9%	7.8%
Total	100.0%			
Assumed inflation - Mean			2.4%	1.3%

(1) As outlined in the Plan's investment policy.

Discount Rate. The discount rate used to measure the total pension liability was 6.70 percent. The Plan's fiduciary net position was projected to be available to make all projected future benefit payments of current active and inactive employees. Therefore, the discount rate for calculating the total pension

liability is equal to the long-term expected rate of return. The discount rate used in the 2022 valuation was updated from 6.80 percent to 6.70 percent.

(If there was a change in the discount rate since the prior measurement date, GASB Cod. Sec. P20.180 a. requires information about that change be disclosed.)

(Reference: GASB Cod. Sec. P20.180 a. & b.)

Sensitivity of the University's Proportionate Share of the Net Pension Liability to Changes in the Discount Rate. The following presents the University's proportionate share of the net pension liability calculated using the discount rate of 6.70 percent, as well as what the University's proportionate share of the net pension liability would be if it were calculated using a discount rate that is 1 percentage point lower (5.70 percent) or 1 percentage point higher (7.70 percent) than the current rate:

(Reference: GASB Cod. Sec. P20.180 g.)

	<u>1% Decrease (5.70%)</u>	<u>Current Discount Rate (6.70%)</u>	<u>1% Increase (7.70%)</u>
University's proportionate share of the net pension liability	\$	\$	\$

Pension Plan Fiduciary Net Position. Detailed information about the Plan's fiduciary net position is available in the separately issued FRS Pension Plan and Other State Administered Systems Annual Comprehensive Financial Report.

(If significant changes had occurred that indicate that the disclosures included in the pension plan's financial report generally did not reflect the facts and circumstances at the measurement date, the University should consider disclosing additional information as required by GASB Cod. Sec. P20.181.)

Payables to the Pension Plan. At June 30, 2023, the University reported a payable of \$_ for the outstanding amount of contributions to the Plan required for the fiscal year ended June 30, 2023.

(If the University reported payables to the defined benefit pension plan, it should consider disclosing information required by GASB Cod. Sec. P20.226.)

HIS Pension Plan

Plan Description. The HIS Pension Plan (HIS Plan) is a cost-sharing multiple-employer defined benefit pension plan established under Section 112.363, Florida Statutes, and may be amended by the Florida Legislature at any time. The benefit is a monthly payment to assist retirees of State-administered retirement systems in paying their health insurance costs and is administered by the Florida Department of Management Services, Division of Retirement.

(Reference: GASB Cod. Sec. P20.178 a. & b.)

Benefits Provided. For the fiscal year ended June 30, 2023, eligible retirees and beneficiaries received a monthly HIS payment of \$5 for each year of creditable service completed at the time of retirement with

a minimum HIS payment of \$30 and a maximum HIS payment of \$150 per month, pursuant to Section 112.363, Florida Statutes. To be eligible to receive a HIS Plan benefit, a retiree under a State-administered retirement system must provide proof of health insurance coverage, which can include Medicare.

(Reference: GASB Cod. Sec. P20.178 a. & b.)

Contributions. The HIS Plan is funded by required contributions from FRS participating employers as set by the Florida Legislature. Employer contributions are a percentage of gross compensation for all active FRS members. For the fiscal year ended June 30, 2023, the contribution rate was 1.66 percent of payroll pursuant to Section 112.363, Florida Statutes. The University contributed 100 percent of its statutorily required contributions for the current and preceding 3 years. HIS Plan contributions are deposited in a separate trust fund from which HIS payments are authorized. HIS Plan benefits are not guaranteed and are subject to annual legislative appropriation. In the event the legislative appropriation or available funds fail to provide full subsidy benefits to all participants, benefits may be reduced or canceled.

http://www.dms.myflorida.com/human_resource_support/retirement/employers/contribution_rates

The University's contributions to the HIS Plan totaled \$_ for the fiscal year ended June 30, 2023. (Reference: GASB Cod. Sec. P20.178 c.) (HIS Deferred Outflows for Contributions Subsequent to the June 30, 2022, Measurement Date by Employer are included in Report No. 2024-XXX.) (Amount should agree to contributions subsequent to the measurement date in the table below.)

Pension Liabilities, Pension Expense, and Deferred Outflows of Resources and Deferred Inflows of Resources Related to Pensions. At June 30, 2023, the University reported a liability of \$_ for its proportionate share of the net pension liability. The current portion of the net pension liability is the University's proportionate share of benefit payments expected to be paid within 1 year, net of the University's proportionate share of the HIS Plan's fiduciary net position available to pay that amount. The net pension liability was measured as of June 30, 2022, and the total pension liability used to calculate the net pension liability was determined by an actuarial valuation as of July 1, 2022. The University's proportionate share of the net pension liability was based on the University's 2021-22 fiscal year contributions relative to the total 2021-22 fiscal year contributions of all participating members. At June 30, 2022, the University's proportionate share was _ percent, which was an increase/decrease of _ from its proportionate share measured as of June 30, 2021.

(Proportionate share of the net liability should be obtained from report No. 2023-093– HIS Schedules of Employer Allocations and Pension Amounts by Employer. This amount should agree with the RSI.)

(Proportionate percentage and the increase/decrease should be obtained from report No. 2023-093 – HIS Schedules of Employer Allocations and Pension Amounts by Employer. This percentage should agree with the RSI.)

(If there was a change of benefit terms that affected the measurement of the total pension liability since the prior measurement date, the University should disclose information required by GASB Cod. Sec. P20.182 e.)

(If changes expected to have a significant effect on the measurement of the University's proportionate share of the net pension liability occurred between the measurement date and the reporting date, the University should consider disclosing information required by GASB Cod. Sec. P20.182 f.)

(Reference: GASB Cod. Sec. P20.182 a. – c.)

For the fiscal year ended June 30, 2023, the University recognized pension expense of \$_. In addition, the University reported deferred outflows of resources and deferred inflows of resources related to pensions from the following sources: (Reference: GASB Cod. Sec. P20.182 g. & h.) (Obtain amounts from report No. 2023-093 – HIS Schedules of Employer Allocations and Pension Amounts by Employer and from report No. 2024-XXX - HIS Deferred Outflows for Contributions Subsequent to the June 30, 2022, Measurement Date by Employer.)

<u>Description</u>	<u>Deferred Outflows of Resources</u>	<u>Deferred Inflows of Resources</u>
Change of assumptions	\$ -	\$ -
Net difference between projected and actual earnings on HIS Plan investments	-	-
Changes in proportion and differences between University HIS contributions and proportionate share of HIS contributions	-	-
University HIS contributions subsequent to the measurement date	-	-
Total	<u>\$ -</u>	<u>\$ -</u>

The deferred outflows of resources totaling \$_, resulting from University contributions subsequent to the measurement date will be recognized as a reduction of the net pension liability in the fiscal year ending June 30, 2024. Other amounts reported as deferred outflows of resources and deferred inflows of resources related to pensions will be recognized in pension expense as follows:

(GASB Cod. Sec. P20.182 h.(5) & i.) (The total amortized amount below should equal the sum of the deferred outflows minus deferred inflows minus contributions subsequent to the measurement date from the table above.)

<u>Fiscal Year Ending June 30</u>	<u>Amount</u>
2024	\$ -
2025	-
2026	-
2027	-
2028	-
Thereafter	-
Total	<u>\$ -</u>

Actuarial Assumptions. The total pension liability in the July 1, 2022, actuarial valuation was determined using the following actuarial assumptions, applied to all periods included in the measurement:

Inflation	2.40 percent
Salary increases	3.25 percent, average, including inflation
Municipal bond rate	3.54 percent

Mortality rates were based on the PUB-2010 base table, projected generationally with Scale MP-2018.

While an experience study had not been completed for the HIS Plan, the actuarial assumptions that determined the total pension liability for the HIS Plan were based on certain results of the most recent experience study for the FRS Plan.

[\(If the benefit terms included ad hoc postemployment benefit changes, GASB Cod. Sec. P20.179 requires information about assumptions related to those changes be disclosed.\)](#)

Discount Rate. The discount rate used to measure the total pension liability was 3.54 percent. In general, the discount rate for calculating the total pension liability is equal to the single rate equivalent to discounting at the long-term expected rate of return for benefit payments prior to the projected depletion date. Because the HIS benefit is essentially funded on a pay-as-you-go basis, the depletion date is considered to be immediate, and the single equivalent discount rate is equal to the municipal bond rate selected by the plan sponsor. The Bond Buyer General Obligation 20-Bond Municipal Bond Index was adopted as the applicable municipal bond index. The discount rate used in the 2022 valuation was updated from 2.16 percent to 3.54 percent.

[\(If there had been a change in the discount rate since the prior measurement date, GASB Cod. Sec. P20.180 a. requires information about the change be disclosed.\)](#)

Sensitivity of the University’s Proportionate Share of the Net Pension Liability to Changes in the Discount Rate. The following presents the University’s proportionate share of the net pension liability calculated using the discount rate of 3.54 percent, as well as what the University’s proportionate share of the net pension liability would be if it were calculated using a discount rate that is 1 percentage point lower (2.54 percent) or 1 percentage point higher (4.54 percent) than the current rate: [\(Reference: GASB Cod. Sec. P20.180 g.\)](#)

	1% Decrease (2.54%)	Current Discount Rate (3.54%)	1% Increase (4.54%)
University’s proportionate share of the net pension liability	\$	\$	\$

Pension Plan Fiduciary Net Position. Detailed information about the HIS Plan’s fiduciary net position is available in the separately issued FRS Pension Plan and Other State Administered Annual Comprehensive Financial Report.

(If significant changes had occurred that indicate that the disclosures included in the pension plan's financial report generally did not reflect the facts and circumstances at the measurement date, GASB Cod. Sec. P20.181. requires additional information be disclosed.)

Payables to the Pension Plan. At June 30, 2023, the University reported a payable of \$_ for the outstanding amount of contributions to the HIS Plan required for the fiscal year ended June 30, 2023.

(If the University reported payables to the defined benefit pension plan, it should consider disclosing information required by GASB Cod. Sec. P20.226.)

16. Retirement Plans – Defined Contribution Pension Plans

FRS Investment Plan. The SBA administers the defined contribution plan officially titled the FRS Investment Plan (Investment Plan). The Investment Plan is reported in the SBA's annual financial statements and in the State's Annual Comprehensive Financial Report.

As provided in Section 121.4501, Florida Statutes, eligible FRS members may elect to participate in the Investment Plan in lieu of the FRS defined benefit plan. University employees already participating in the State University System Optional Retirement Program or DROP are not eligible to participate in the Investment Plan. Employer and employee contributions are defined by law, but the ultimate benefit depends in part on the performance of investment funds. Service retirement benefits are based upon the value of the member's account upon retirement. Benefit terms, including contribution requirements, are established and may be amended by the Florida Legislature. The Investment Plan is funded with the same employer and employee contributions, that are based on salary and membership class (Regular Class, Senior Management Service Class, etc.), as the FRS defined benefit plan. Contributions are directed to individual member accounts, and the individual members allocate contributions and account balances among various approved investment choices. Costs of administering the Investment Plan, including the FRS Financial Guidance Program, are funded through an employer contribution of 0.06 percent of payroll and by forfeited benefits of Investment Plan members. Allocations to the Investment Plan member accounts during the 2022-23 fiscal year were as follows: (Only classes applicable to the University should be included.) (Section 121.72(5), F.S.)

<u>Class</u>	<u>Percent of Gross Compensation</u>
FRS, Regular	9.30
FRS, Senior Management Service	10.67
FRS, Special Risk Regular	17.00

For all membership classes, employees are immediately vested in their own contributions and are vested after 1 year of service for employer contributions and investment earnings regardless of membership class. If an accumulated benefit obligation for service credit originally earned under the FRS Pension Plan is transferred to the FRS Investment Plan, the member must have the years of service required for FRS Pension Plan vesting (including the service credit represented by the transferred funds) to be vested

for these funds and the earnings on the funds. Nonvested employer contributions are placed in a suspense account for up to 5 years. If the employee returns to FRS-covered employment within the 5-year period, the employee will regain control over their account. If the employee does not return within the 5-year period, the employee will forfeit the accumulated account balance. For the fiscal year ended June 30, 2023, the information for the amount of forfeitures was unavailable from the SBA; however, management believes that these amounts, if any, would be immaterial to the University.

After termination and applying to receive benefits, the member may roll over vested funds to another qualified plan, structure a periodic payment under the Investment Plan, receive a lump-sum distribution, leave the funds invested for future distribution, or any combination of these options. Disability coverage is provided in which the member may either transfer the account balance to the FRS Pension Plan when approved for disability retirement to receive guaranteed lifetime monthly benefits under the FRS Pension Plan, or remain in the Investment Plan and rely upon that account balance for retirement income.

The University's Investment Plan pension expense totaled \$_ for the fiscal year ended June 30, 2023. ([Employer contributions.](#))

State University System Optional Retirement Program. Section 121.35, Florida Statutes, provides for an Optional Retirement Program (Program) for eligible university instructors and administrators. The Program is designed to aid State universities in recruiting employees by offering more portability to employees not expected to remain in the FRS for 8 or more years.

The Program is a defined contribution plan, which provides full and immediate vesting of all contributions submitted to the participating companies on behalf of the participant. Employees in eligible positions can make an irrevocable election to participate in the Program, rather than the FRS, and purchase retirement and death benefits through contracts provided by certain insurance carriers. The employing university contributes 5.14 percent of the participant's salary to the participant's account, 4.23 percent to cover the unfunded actuarial liability of the FRS pension plan, and 0.01 percent to cover administrative costs, for a total of 9.38 percent, and employees contribute 3 percent of the employee's salary. Additionally, the employee may contribute, by payroll deduction, an amount not to exceed the percentage contributed by the University to the participant's annuity account. The contributions are invested in the company or companies selected by the participant to create a fund for the purchase of annuities at retirement.

The University's contributions to the Program totaled \$_, and employee contributions totaled \$_ for the 2022-23 fiscal year.

([Reference: GASB Cod. Sec. 2300.107 m, Pe6.104](#))

([Consider including Other Retirement Programs as appropriate, for example](#))

Other Retirement Programs. Some University employees also participate in the United States Civil Service Retirement System. The University's contributions totaled \$_ and employee contributions totaled \$_ for the 2022-23 fiscal year. The University's participation in the Federal retirement system is not considered material by University management.

(If the University reported a liability for its defined contribution pensions, GASB Cod. Sec. P21.113 requires information be disclosed.)

(Reference: GASB 68, paragraph 126, illustration 6, GASB Cod Section 2300.107m, P20.124)

17. Construction Commitments

The University's (major) construction commitments at June 30, 2023, were as follows: (Based on materiality level established by University for major projects.)

<u>Project Description</u>	<u>Total Commitment</u>	<u>Completed to Date</u>	<u>Balance Committed</u>
	\$ -	\$ -	\$ -
	-	-	-
	-	-	-
	-	-	-
	-	-	-
Subtotal	-	-	-
Other Projects (1)	-	-	-
Total	<u>\$ -</u>	<u>\$ -</u>	<u>\$ -</u>

(1) Individual projects with a current balance committed of less than \$_ million at June 30, 2023. (Consider modifying as appropriate for the University.)

(Reference: GASB Cod. Sec. 2300.106k and FARM paragraph 606.73)

18. Risk Management Programs

The University is exposed to various risks of loss related to torts; theft of, damage to, and destruction of assets; errors and omissions; injuries to employees; and natural disasters. Pursuant to Section 1001.72(2), Florida Statutes, the University participates in State self-insurance programs providing insurance for property and casualty, workers' compensation, general liability, fleet automotive liability, Federal Civil Rights, and employment discrimination liability. During the 2022-23 fiscal year, for property losses, the State retained the first \$2 million per occurrence for all perils except named windstorm and flood. The State retained the first \$2 million per occurrence with an annual aggregate retention of \$40 million for named windstorm and flood losses. After the annual aggregate retention, losses in excess of \$2 million per occurrence were commercially insured up to \$56.3 million for named windstorm and flood through February 14, 2023, and increased/decreased to \$XX.X million starting February 15, 2023. For perils other than named windstorm and flood, losses in excess of \$2 million per occurrence were commercially insured up to \$168.7 million through February 14, 2023, and increased/decreased to \$XXX.X million starting February 15, 2023; and losses exceeding those amounts were retained by the State. No excess insurance coverage is provided for workers' compensation, general and automotive liability, Federal Civil Rights and employment action coverage; all losses in these categories are completely self-insured by the State through the State Risk Management Trust Fund established pursuant to Chapter 284, Florida Statutes. Payments on tort claims are limited to \$200,000 per person and \$300,000 per occurrence as set by Section 768.28(5), Florida Statutes.

Calculation of premiums considers the cash needs of the program and the amount of risk exposure for each participant. (If applicable, consider presenting a description of significant reductions in insurance coverage from coverage in the prior year by major categories of risk. Also consider indicating whether the amount of settlements exceeded insurance coverage for each of the past 3 fiscal years, for example:) Settlements have not exceeded insurance coverage during the past 3 fiscal years.

Pursuant to Section 110.123, Florida Statutes, University employees may obtain healthcare services through participation in the State group health insurance plan or through membership in a health maintenance organization plan under contract with the State. The State's risk financing activities associated with State group health insurance, such as risk of loss related to medical and prescription drug claims, are administered through the State Employees Group Health Insurance Trust Fund. It is the practice of the State not to purchase commercial coverage for the risk of loss covered by this Fund. Additional information on the State's group health insurance plan, including the actuarial report, is available from the Florida Department of Management Services, Division of State Group Insurance.

Self-Insured Program.

(Consider adding the appropriate disclosure if the University had established a medical self-insurance program.)

(Reference: GASB Cod. Sec. 2300.107a and C50.145.)

19. Litigation

The University is involved in several pending and threatened legal actions. The range of potential loss from all such claims and actions, as estimated by the University's legal counsel and management, should not materially affect the University's financial position.

(All material contingencies should be disclosed but, because litigation is so common, consideration should be given to presenting in a separate note. Other material contingencies should be considered for presentation under a note titled "Other Loss Contingencies." If no material pending and threatened legal actions are identified in the attorney letter or if the amount is covered by insurance, no disclosure regarding litigation should be included.)

(Reference: GASB Cod. Sec. 2300.106d, .901(IX); C50.115; FASB Cod. 450-20-50-1/10, 450-20-55-10/37)

20. Functional Distribution of Operating Expenses

The functional classification of an operating expense (instruction, research, etc.) is assigned to a department based on the nature of the activity, which represents the material portion of the activity attributable to the department. For example, activities of an academic department for which the primary departmental function is instruction may include some activities other than direct instruction such as research and public service. However, when the primary mission of the department consists of instructional program elements, all expenses of the department are reported under the instruction classification. The operating expenses on the statement of revenues, expenses, and changes in net position are presented by natural classifications. The following are those same expenses presented in functional classifications as recommended by NACUBO:

<u>Functional Classification</u>	<u>Amount</u>
Instruction	\$ -
Research	-
Public Services	-
Academic Support	-
Student Services	-
Institutional Support	-
Operation and Maintenance of Plant	-
Scholarships, Fellowships, and Waivers	-
Depreciation	-
Auxiliary Enterprises (Net)	-
Loan Operations	-
Total Operating Expenses	\$ -

21. Segment Information

[\(This disclosure is only required if debt covenants require separate reporting of segments.\)](#)

A segment is defined as an identifiable activity (or grouping of activities) that has one or more bonds or other debt instruments outstanding with a revenue stream pledged in support of that debt. In addition, the activity's related revenues, expenses, gains, losses, assets, deferred outflows of resources, liabilities, and deferred inflows of resources are required to be accounted for separately. The following financial information for the University's Housing, Parking, and Student Services Center facilities represents identifiable activities for which one or more bonds are outstanding:

Condensed Statement of Net Position

	Housing Facility	Parking Facility	Student Services
Assets			
Current Assets	\$ -	\$ -	\$ -
Capital Assets, Net	-	-	-
Other Noncurrent Assets	-	-	-
Total Assets	<u>-</u>	<u>-</u>	<u>-</u>
Deferred Outflow(s) of Resources	<u>-</u>	<u>-</u>	<u>-</u>
Liabilities			
Current Liabilities	-	-	-
Noncurrent Liabilities	-	-	-
Total Liabilities	<u>-</u>	<u>-</u>	<u>-</u>
Deferred Inflow(s) of Resources	<u>-</u>	<u>-</u>	<u>-</u>
Net Position			
Net Investment in Capital Assets	-	-	-
Restricted - Expendable	-	-	-
Unrestricted	-	-	-
Total Net Position	<u>\$ -</u>	<u>\$ -</u>	<u>\$ -</u>

**Condensed Statement of Revenues, Expenses,
and Changes in Net Position**

	Housing Facility	Parking Facility	Student Services
Operating Revenues	\$ -	\$ -	\$ -
Depreciation Expense	-	-	-
Other Operating Expenses	-	-	-
Operating Income (Loss)	<u>-</u>	<u>-</u>	<u>-</u>
Nonoperating Revenues (Expenses):			
Nonoperating Revenue	-	-	-
Interest Expense	-	-	-
Other Nonoperating Expense	-	-	-
Net Nonoperating Expenses	<u>-</u>	<u>-</u>	<u>-</u>
Increase (Decrease) in Net Position	<u>-</u>	<u>-</u>	<u>-</u>
Net Position, Beginning of Year	<u>-</u>	<u>-</u>	<u>-</u>
Net Position, End of Year	<u>\$ -</u>	<u>\$ -</u>	<u>\$ -</u>

Condensed Statement of Revenues, Expenses, and Changes in Net Position

	<u>Blended Component Unit(s)</u>					Total Primary Government
	Name of Blended CU	Name of Blended CU	Total Blended CUs	University	Eliminations	
Operating Revenues	\$ -	\$ -	\$ -	\$ -	\$ -	\$ -
Depreciation Expense	-	-	-	-	-	-
Other Operating Expenses	-	-	-	-	-	-
Operating Income (Loss)	-	-	-	-	-	-
Nonoperating Revenues (Expenses):						
Nonoperating Revenue	-	-	-	-	-	-
Interest Expense	-	-	-	-	-	-
Other Nonoperating Expense	-	-	-	-	-	-
Net Nonoperating Revenues (Expenses)	-	-	-	-	-	-
Other Revenues, Expenses, Gains, and Losses	-	-	-	-	-	-
Increase (Decrease) in Net Position	-	-	-	-	-	-
Net Position, Beginning of Year	-	-	-	-	-	-
Adjustment to Beginning Net Position (1)	-	-	-	-	-	-
Net Position, Beginning of Year, as Restated	-	-	-	-	-	-
Net Position, End of Year	\$ -	\$ -	\$ -	\$ -	\$ -	\$ -

(1) Add a description of adjustment to beginning net position.

Condensed Statement of Cash Flows

	<u>Blended Component Unit(s)</u>					Total Primary Government
	Name of Blended CU	Name of Blended CU	Total Blended CUs	University	Eliminations	
Net Cash Provided (Used) by:						
Operating Activities	\$ -	\$ -	\$ -	\$ -	\$ -	\$ -
Noncapital Financing Activities	-	-	-	-	-	-
Capital and Related Financing Activities	-	-	-	-	-	-
Investing Activities	-	-	-	-	-	-
Net Increase (Decrease) in Cash and Cash Equivalents	-	-	-	-	-	-
Cash and Cash Equivalents, Beginning of Year	-	-	-	-	-	-
Cash and Cash Equivalents, End of Year	\$ -	\$ -	\$ -	\$ -	\$ -	\$ -

23. Discretely Presented Component Unit(s)

The University has _ discretely presented component units as discussed in Note 1. These component units comprise 100 percent of the transactions and account balances of the aggregate discretely presented component units' columns of the financial statements. The following financial information is from the most recently available audited financial statements for the component units: [\(Consider including this note if the University has more than one component unit.\)](#) (Reference: GASB Cod. Sec. 2300.107 d; 2600.107/.111, .119/.123)

Condensed Statement of Net Position

	Direct-Support Organizations			Other	Total
	Name of DPCU	Name of DPCU	Name of DPCU	Name of DPCU	
Assets:					
Current Assets	\$ -	\$ -	\$ -	\$ -	\$ -
Capital Assets, Net	-	-	-	-	-
Other Noncurrent Assets	-	-	-	-	-
Total Assets	-	-	-	-	-
Deferred Outflows of Resources	-	-	-	-	-
Liabilities:					
Current Liabilities	-	-	-	-	-
Noncurrent Liabilities	-	-	-	-	-
Total Liabilities	-	-	-	-	-
Deferred Inflows of Resources	-	-	-	-	-
Net Position:					
Net Investment in Capital Assets	-	-	-	-	-
Restricted Nonexpendable	-	-	-	-	-
Restricted Expendable	-	-	-	-	-
Unrestricted	-	-	-	-	-
Total Net Position	\$ -	\$ -	\$ -	\$ -	\$ -

Condensed Statement of Revenues, Expenses, and Changes in Net Position

	Direct-Support Organizations			Other	Total
	Name of DPCU	Name of DPCU	Name of DPCU	Name of DPCU	
Operating Revenues	\$ -	\$ -	\$ -	\$ -	\$ -
Depreciation Expense	-	-	-	-	-
Operating Expenses	-	-	-	-	-
Operating Income (Loss)	-	-	-	-	-
Net Nonoperating Revenues (Expenses):					
Nonoperating Revenues	-	-	-	-	-
Interest Expense	-	-	-	-	-
Other Nonoperating Expenses	-	-	-	-	-
Net Nonoperating Revenues (Expenses)	-	-	-	-	-
Other Revenues, Expenses, Gains, and Losses	-	-	-	-	-
Increase (Decrease) in Net Position	-	-	-	-	-
Net Position, Beginning of Year	-	-	-	-	-
Adjustment to Beginning Net Position (1)	-	-	-	-	-
Net Position, Beginning of Year, as Restated	-	-	-	-	-
Net Position, End of Year	\$ -	\$ -	\$ -	\$ -	\$ -

(1) Add description of adjustment to Beginning Net Position.

24. Current Unrestricted Funds

(This note may be required by the accrediting agency if the University is undergoing a review in connection with accreditation or reaffirmation.)

The __, which establishes the accreditation requirements for institutions of higher education, requires a disclosure of the financial position of unrestricted net position, exclusive of plant assets and plant-related debt, which represents the change in unrestricted net position. To meet this requirement, statements of net position and revenues, expenses, and changes in net position for the current unrestricted funds are presented as follows:

Statement of Current Unrestricted Funds Net Position

ASSETS	
Current Assets:	
Cash and Cash Equivalents	\$ -
Accounts Receivable, Net	-
Investments	-
Receivables, Net	-
	<hr/>
TOTAL ASSETS	-
DEFERRED OUTFLOWS OF RESOURCES	
Other Postemployment Benefits	-
Pensions	-
Accumulated Decrease in Fair Value of Hedging Derivatives	-
	<hr/>
LIABILITIES	
Current Liabilities:	
Accounts Payable	-
Salary and Wages Payable	-
Retirement Plan(s) Payable	-
Deposits Payable	-
Unearned Revenue	-
Compensated Absences Payable	-
Net Pension Liability	-
	<hr/>
Total Current Liabilities	-
Noncurrent Liabilities:	
Compensated Absences Payable	-
Other Postemployment Benefits Payable	-
Net Pension Liability	-
	<hr/>
TOTAL LIABILITIES	-
DEFERRED INFLOWS OF RESOURCES	
Other Postemployment Benefits	-
Pensions	-
	<hr/>
TOTAL NET POSITION	\$ -

Statement of Current Unrestricted Funds Revenues, Expenses, and Changes in Net Position

REVENUES

Operating Revenues:

Student Tuition and Fees, Net of Scholarship Allowances of \$_____	\$ -
Sales and Services of Auxiliary Enterprises	-
Other Operating Revenues	-
Total Operating Revenues	-

EXPENSES

Operating Expenses:

Compensation and Employee Benefits	-
Services and Supplies	-
Utilities	-
Scholarships and Waivers	-
Total Operating Expenses	-
Operating Loss	-

NONOPERATING REVENUES (EXPENSES)

State Noncapital Appropriations	-
Investment Income (Loss)	-
Other Nonoperating Revenues	-
Other Nonoperating Expenses	-
Net Nonoperating Revenues (Expenses)	-

Income (Loss) Before Other Revenues, Expenses, Gains, or Losses

Transfers to/from Other Funds	-
-------------------------------	---

Increase (Decrease) in Net Position

Net Position, Beginning of Year	-
---------------------------------	---

Net Position, End of Year	\$ -
----------------------------------	-------------

25. Joint Ventures and Jointly Governed Organizations

(Provide a general description, including the description of the ongoing financial interest or ongoing financial responsibility. Information about the availability of separate financial statements of the joint venture should be considered for inclusion.) (References: GASB Cod. Sec. J50.109, .111; 2300.107 h.)

26. Related Party Transactions

(Disclosure should include the nature of the relationship(s) involved, a description of the transactions. The descriptions should include transactions to which no amounts or nominal amounts were ascribed, and such other information deemed necessary to gain an understanding of the effects of the transactions on the financial statements, the dollar

amounts of transactions, and amounts due from or to related parties.) (References: GASB Cod. 2250.102/.108; 2300.107(f))

27. Subsequent Events

(Disclosure is required of any significant events directly affecting the University between June 30, 2023, and the auditor's report date. Describe the nature of any significant subsequent events such as the issuance of debt; creation of a new component unit; or loss of facility as a result of tornado, fire, or flood.)

(References: GASB Cod. Sec. 2250.109/.115 and 2300.106 e)

OTHER REQUIRED SUPPLEMENTARY INFORMATION

**Schedule of the University's Proportionate Share
of the Total Other Postemployment Benefits Liability**

	<u>2022</u>	<u>2021</u>	<u>2020</u>	<u>2019</u>
University's proportion of the total other postemployment benefits liability	0.000000000%	0.000000000%	0.000000000%	0.000000000%
University's proportionate share of the total other postemployment benefits liability	\$ -	\$ -	\$ -	\$ -
University's covered-employee payroll	\$ -	\$ -	\$ -	\$ -
University's proportionate share of the total other postemployment benefits liability as a percentage of its covered-employee payroll	0.00%	0.00%	0.00%	0.00%

(This schedule is presented to illustrate the requirement to show information for 10 years. However, until a full 10-year trend is compiled, information for those years for which information is available should be presented. The amounts shown for prior years should agree with the prior audit report.) (Reference: GASB Cod. P52. 163)

<u>2018</u>	<u>2017</u>
0.000000000%	0.000000000%
\$ -	\$ -
\$ -	\$ -
0.00%	0.00%

Schedule of the University’s Proportionate Share of the Net Pension Liability – Florida Retirement System Pension Plan

	<u>2022 (1)</u>		<u>2021 (1)</u>		<u>2020 (1)</u>		<u>2019 (1)</u>
University’s proportion of the FRS net pension liability	%		%		%		%
University’s proportionate share of the FRS net pension liability	\$	-	\$	-	\$	-	\$
University’s covered payroll (2)	\$	-	\$	-	\$	-	\$
University’s proportionate share of the FRS net pension liability as a percentage of its covered payroll	%		%		%		%
FRS Plan fiduciary net position as a percentage of the FRS total pension liability	82.89%		96.40%		78.85%		82.61%

- (1) The amounts presented for each fiscal year were determined as of June 30.
- (2) Covered payroll includes defined benefit plan actives, investment plan members, State university system optional retirement program members, and members in DROP because total employer contributions are determined on a uniform basis (blended rate) as required by Part III of Chapter 121, Florida Statutes.

Proportion of the FRS net pension liability and Proportionate share of the FRS net pension liability – report No. 2023-093 FRS Schedules of Employer Allocations and Pension Amounts by Employer.

Covered Payroll – University should include footnote(s) defining covered payroll if, in prior years presented, different payrolls were excluded/included.

(Reference: GASB Cod. Sec. P20.183 a.)

Schedule of University Contributions – Florida Retirement System Pension Plan

	<u>2023 (1)</u>		<u>2022 (1)</u>		<u>2021 (1)</u>		<u>2020 (1)</u>
Contractually required FRS contribution	\$	-	\$	-	\$	-	\$
FRS contributions in relation to the contractually required contribution	-		-		-		-
FRS contribution deficiency (excess)	\$	-	\$	-	\$	-	\$
University’s covered payroll (2)	\$	-	\$	-	\$	-	\$
FRS contributions as a percentage of covered payroll	%		%		%		%

- (1) The amounts presented for each fiscal year were determined as of June 30.
- (2) Covered payroll includes defined benefit plan actives, investment plan members, State university system optional retirement plan members, and members in DROP because total employer contributions are determined on a uniform basis (blended rate) as required by Part III of Chapter 121, Florida Statutes. (Indicate if different payrolls were included in previous years)

Contractually required FRS contribution – 2023 obtain from report No. 2024-XXX.

The FRS contributions in relation to the contractually required contribution should agree with the contractually required FRS contribution.

Covered Payroll – University should include footnote(s) defining covered payroll, if in prior years presented, different payrolls were excluded/included.

(Reference: GASB Cod. Sec. P20.183 b.)

Schedule of the University’s Proportionate Share of the Net Pension Liability – Health Insurance Subsidy Pension Plan

	<u>2022 (1)</u>		<u>2021 (1)</u>		<u>2020 (1)</u>		<u>2019 (1)</u>
University’s proportion of the HIS net pension liability	%		%		%		%
University’s proportionate share of the HIS net pension liability	\$	-	\$	-	\$	-	\$
University’s covered payroll (2)	\$	-	\$	-	\$	-	\$
University’s proportionate share of the HIS net pension liability as a percentage of its covered payroll	%		%		%		%
HIS Plan fiduciary net position as a percentage of the HIS total pension liability	4.81%		3.56%		3.00%		2.63%

- (1) The amounts presented for each fiscal year were determined as of June 30.
- (2) Covered payroll includes defined benefit plan actives, investment plan members, and members in DROP.

Proportion of the HIS net pension liability and Proportionate share of the HIS net pension liability – Report No. 2023-093 HIS Schedule of Employer Allocations and Pension Amounts by Employers.

Covered Payroll – University should include footnote(s) defining covered payroll, if in prior years presented, different payrolls were excluded/included.

(Reference: GASB Cod. Sec. P20.183 a.)

Schedule of University Contributions – Health Insurance Subsidy Pension Plan

	<u>2023 (1)</u>		<u>2022 (1)</u>		<u>2021 (1)</u>		<u>2020 (1)</u>
Contractually required HIS contribution	\$	-	\$	-	\$	-	\$
HIS contributions in relation to the contractually required HIS contribution	-		-		-		-
HIS contribution deficiency (excess)	\$	-	\$	-	\$	-	\$
University’s covered payroll (2)	\$	-	\$	-	\$	-	\$
HIS contributions as a percentage of covered payroll	%		%		%		%

- (1) The amounts presented for each fiscal year were determined as of June 30.
- (2) Covered payroll includes defined benefit plan actives, investment plan members, and members in DROP.

Contractually required HIS contribution – 2023 obtain from report No. 2024-XXX.

The HIS contributions in relations to the contractually required contribution should agree with the contractually required HIS contribution.

Covered Payroll – University should include footnote(s) defining covered payroll, if in prior years presented, different payrolls were excluded/included.

(Reference: GASB Cod. Sec. P20.183 b.)

	<u>2018 (1)</u>	<u>2017 (1)</u>	<u>2016 (1)</u>	<u>2015 (1)</u>	<u>2014 (1)</u>	<u>2013 (1)</u>
	%	%	%	%	%	%
\$	-	\$ -	\$ -	\$ -	\$ -	\$ -
\$	-	\$ -	\$ -	\$ -	\$ -	\$ -
	%	%	%	%	%	%
	2.15%	1.64%	0.97%	0.50%	0.99%	1.78%

	<u>2019 (1)</u>	<u>2018 (1)</u>	<u>2017 (1)</u>	<u>2016 (1)</u>	<u>2015 (1)</u>	<u>2014 (1)</u>
\$	-	\$ -	\$ -	\$ -	\$ -	\$ -
	-	-	-	-	-	-
\$	-	\$ -	\$ -	\$ -	\$ -	\$ -
\$	-	\$ -	\$ -	\$ -	\$ -	\$ -
	%	%	%	%	%	%

NOTES TO REQUIRED SUPPLEMENTARY INFORMATION
--

1. Schedule of the University's Proportionate Share of the Total Other Postemployment Benefits Liability

No assets are accumulated in a trust that meet the criteria in paragraph 4 of GASB Statement No. 75 to pay related benefits. (The previous statement is required by GASB Cod. P52. 164)

Changes of Benefit Terms. (The following is an example.) Amounts presented reflect an increase in the retirees' share of health insurance premiums from 0 percent in 20XX-20XX to 25 percent in 20XX-20XX and to 45 percent in 20XX. In 20XX, amounts reflect a change of benefit terms to require Medicare-eligible recipients to enroll in Medicare.

Changes of Assumptions. (The following is an example.) In 2022, amounts reported as changes of assumptions resulted primarily from adjustments to expected retirement ages of general plan members.

(Reference: GASB Cod. P52. 164)

2. Schedule of Net Pension Liability and Schedule of Contributions – Florida Retirement System Pension Plan

Changes of Benefit Terms.

Changes of Assumptions. In 2022, the long-term expected rate of return decreased from 6.80 percent to 6.70 percent. (Information about factors that significantly affect trends in the amounts reported in the RSI schedules should be presented as notes to the schedules, e.g., changes of benefit terms, changes in the size or composition of the population covered by the benefit terms, or the use of different assumptions.)

(Reference: GASB Cod. Sec. P20.184)

3. Schedule of Net Pension Liability and Schedule of Contributions – Health Insurance Subsidy Pension Plan

Changes of Benefit Terms.

Changes of Assumptions. In 2022, the municipal rate used to determine total pension liability increased from 2.16 percent to 3.54 percent. In addition, the demographic assumptions for the Special Risk class were updated to reflect plan changes and the election assumption for vested terminated members was updated from 20 percent to 50 percent to reflect recent experience.

(Information about factors that significantly affect trends in the amounts reported in the RSI schedules should be presented as notes to the schedules, e.g., changes of benefit terms, changes in the size or composition of the population covered by the benefit terms, or the use of different assumptions.)

(Reference: GASB Cod. Sec. P20.184)

(THIS PAGE INTENTIONALLY LEFT BLANK)

7 SCHEDULE OF EXPENDITURES OF FEDERAL AWARDS

OMB Circular A133, requires the preparation of a Schedule of Expenditures of Federal Awards as part of the annual financial statements. Federal award means Federal financial assistance and Federal cost reimbursement contracts that non-Federal entities receive directly from Federal awarding agencies or indirectly from pass-through entities. Federal financial assistance means assistance that non-Federal entities receive or administer in the form of grants, loans, loan guarantees, property (includes Federal donated surplus property as an indirect program under the General Services Administration with CFDA No. 39.003, at original acquisition cost), cooperative agreements, interest subsidies, insurance, food commodities, direct appropriations, and other assistance, but does not include amounts received as reimbursement for services rendered to individuals. Pursuant to the direction of the Auditor General of the State of Florida, expenditures for the Perkins Loan Program (CFDA No. 84.038) and the Grants to States for Student Incentives (CFDA No. 84.069) are not included in the Schedule prepared by the universities but are included in the audited Schedule.

The Schedule is produced by each university from financial data contained within their ERP in the format prescribed by the State of Florida Chief Financial Officer.

SCHEDULE REQUIREMENTS

At a minimum, the schedule should:

List individual Federal programs by Federal agency. For Federal programs included in a cluster of programs, list individual Federal programs within a cluster of programs.

For Federal awards received as a sub-recipient, the name of the pass-through entity and identifying number assigned by the pass-through entity shall be included.

Provide total Federal awards expended for each individual Federal program and the CFDA number. Federal financial assistance programs that have not been assigned a catalog number should be identified under the caption "Other Federal Financial Assistance" under the Grantor's name.

Include notes that describe the significant accounting policies used in preparing the schedule.

To the extent practical, pass-through entities should identify in the schedule the total amount provided to sub-recipients from each Federal

Include, in either the schedule or a note to the schedule, the value of the Federal awards expended in the form of non-cash assistance, the amount of insurance in effect during the year, and loans or loan guarantees outstanding at year end.

PROGRAM CLUSTERS

Cluster of programs means a grouping of closely related programs that share common compliance requirements. The types of clusters of programs are:

Research and Development (R&D) - all research activities, both basic and applied, and all development activities that are performed by a non-Federal entity. Research is defined as a systematic study directed toward fuller scientific knowledge or understanding of the subject studied. The term research also includes activities involving the training of individuals in research techniques where such activities utilize the same facilities as other research and development activities and where such activities are not included in the instruction function. Development is the systematic use of knowledge and understanding gained from research directed toward the production of useful materials, devices, systems, or methods, including design and development of prototypes and processes.

Student Financial Aid (SFA) - includes those programs of general student assistance, such as those authorized by Title IV of the Higher Education Act of 1965, as amended, which is administered by the U.S. Department of Education, and similar programs provided by other Federal agencies. It does not include programs which provide fellowships and or similar Federal awards to students on a competitive basis, or for specified studies or research.

Other Clusters - are as defined by the Office of Management and Budget (OMB) in the compliance supplement or as designated by a State for Federal awards the State provides to its sub-recipients that meet the definition of a cluster of programs.

PROGRAM CLUSTER AND TYPE LOGIC

The program cluster and program type logic are as follows:

Program Cluster Logic:

Research and Development: External Program = "21" or "22"

Student Financial Aid: CFDA Number = 84.007, 84.032, 84.033, 84.038, 84.063, 84.268, 93.108, 93.342, 93.364, 93.820 or 93.925

Other Clusters: If External Program not = "21", "22", or CFDA Number not = 84.007, 84.032, 84.033, 84.038, 84.063, 84.268, 93.108, 93.342, 93.364, 93.820, or 93.925

Program Type Logic:

Direct Programs: Funds received from federal agencies which flow from non-State of Florida Entities or through other State of Florida Entities (i.e. state agencies, community colleges, SUS) should be reported as direct programs.

Indirect Programs: All other indirect awards not through a State of Florida Entity will be reported as indirect programs.

SUBRECIPIENT REPORT

In addition to the Schedule of Expenditures of Federal Awards, a Schedule of Sub-recipient Payments should be produced in the format prescribed by the State of Florida Chief Financial Officer. This schedule should display by CFDA within each cluster, the amount of payments made to sub-recipients. The amounts should be broken down by State of Florida entities and Non-State of Florida entities.

A sample format for this report is shown below:

UNIVERSITY
SCHEDULE OF SUBRECIPIENT PAYMENTS
JUNE 30, 20xx

CFDA#	Name of SUBRECIPIENT	State of Florida Entities				
		Total	State Universities	Other State Agencies	Comm Colleges	Other
10.xxx						
	DIRECT PROGRAMS					
	Research and Development					
10.200	Florida State University	305,510.00	305,510.00			
	Auburn University	2,000.00				2,000.00
	Department of Education	12,538.63		12,538.63		
10.206	University of Illinois	8,462.63				8,462.63
	Ohio State University	25,436.18				25,436.18
	Total Research and Development	353,947.44	305,510.00	12,538.63	0.00	35,898.81
	Other Clusters:					
10.500	Oklahoma	13,330.00				13,330.00
	Tallahassee Community College	19,500.00			19,500.00	
	University of Tennessee	17,500.00				17,500.00
	Total Other Clusters	50,330.00	0.00	0.00	19,500.00	30,830.00
	TOTAL DIRECT PROGRAMS	404,277.44	305,510.00	12,538.63	19,500.00	66,728.81
	INDIRECT PROGRAMS:					
	Research and Development:					

CFDA#	Name of SUBRECIPIENT	State of Florida Entities				
		Total	State Universities	Other State Agencies	Comm Colleges	Other
10.200	Texas A&M	13,750.00				13,750.00
	Total Research and Development	13,750.00	0.00	0.00	0.00	13,750.00
	Other Clusters:					
10.500	University of Georgia	11,500.00				11,500.00
	Total Other Clusters:	11,500.00				11,500.00
	TOTAL INDIRECT PROGRAMS	25,200.00	0.00	0.00	0.00	25,250.00
10.xxx	TOTAL	429,527.44	305,510.00	12,538.63	19,500.00	91,978.81

(THIS PAGE INTENTIONALLY LEFT BLANK)

APPENDIX A

General Ledger Codes

General Ledger codes are used to drive the logic for the required GASB 34 financial statements. In some cases, the state standard general ledger code (indicated with “xx” in the 4th and 5th digits) is used. In other cases, the state standard general ledger code is broken down further to provide the appropriate detail to accommodate the production of the statements. Listed in this appendix are the valid general ledger codes for the GASB 34 financial statements.

Note: In some cases, there are General Ledger codes that are required to balance the external funds but are not used in the GASB statements. In these cases, The General Ledger codes are selected but mapped to AXXX or BXXX in the GASB statements. These General Ledger codes are denoted with an asterisk. **AXXX amounts do print in AFS reports GSB60R02, GSB60R04 and GSB60R06.**

ASSETS

111xx	CASH ON HAND
112xx	CASH IN BANK
113xx	CASH WITH SBA
142xx	INVESTMENT WITH SBA
14200	INVESTMENTS WITH SBA
14201	SBA RESTRICTED PURCHASE
14202	INVESTMENTS WITH SBA
14203	INVESTMENTS WITH SBA
14204	INVESTMENTS WITH SBA
14205	INVESTMENTS WITH SBA
14206	INVESTMENTS WITH SBA
14207	INVESTMENTS WITH SBA
14208	INVESTMENTS WITH SBA
14209	INVESTMENTS WITH SBA
1421x	INVESTMENTS WITH SBA
1422x	INVESTMENTS WITH SBA
1423x	INVESTMENTS WITH SBA
1424x	INVESTMENTS WITH SBA
1425x	INVESTMENTS WITH SBA
1426x	INVESTMENTS WITH SBA
1427x	INVESTMENTS WITH SBA
1428x	INVESTMENTS WITH SBA
14290	INVESTMENTS WITH SBA
14291	INVESTMENTS WITH SBA
14292	INVESTMENTS WITH SBA
14293	INVESTMENTS WITH SBA
14294	INVESTMENTS WITH SBA
14295	INVESTMENTS WITH SBA
14296	INVESTMENTS WITH SBA
14297	INVESTMENTS WITH SBA
14298	SBA RESTRICTED LIQUIDATION
14299	ADJUSTMENT TO FMV SBA - UNRESTRICTED

143xx SPECIAL INVESTMENTS WITH STATE TREASURY

- 14300 SPECIAL INVESTMENTS WITH STATE TREASURY – OTHER UNIVERSITY CLASSIFICATIONS
- 14301 SPIA UNRESTRICTED PURCHASE
- 14302 SPECIAL INVESTMENTS WITH STATE TREASURY – OTHER UNIVERSITY CLASSIFICATIONS
- 14303 SPECIAL INVESTMENTS WITH STATE TREASURY – OTHER UNIVERSITY CLASSIFICATIONS
- 14304 SPECIAL INVESTMENTS WITH STATE TREASURY – OTHER UNIVERSITY CLASSIFICATIONS
- 14305 SPECIAL INVESTMENTS WITH STATE TREASURY – OTHER UNIVERSITY CLASSIFICATIONS
- 14306 SPECIAL INVESTMENTS WITH STATE TREASURY – OTHER UNIVERSITY CLASSIFICATIONS
- 14307 SPECIAL INVESTMENTS WITH STATE TREASURY – OTHER UNIVERSITY CLASSIFICATIONS
- 14308 SPECIAL INVESTMENTS WITH STATE TREASURY – OTHER UNIVERSITY CLASSIFICATIONS
- 14309 SPECIAL INVESTMENTS WITH STATE TREASURY – OTHER UNIVERSITY CLASSIFICATIONS
- 1431x SPECIAL INVESTMENTS WITH STATE TREASURY - OTHER UNIVERSITY CLASSIFICATIONS
- 1432x SPECIAL INVESTMENTS WITH STATE TREASURY - OTHER UNIVERSITY CLASSIFICATIONS
- 1433x SPECIAL INVESTMENTS WITH STATE TREASURY - OTHER UNIVERSITY CLASSIFICATIONS
- 1434x SPECIAL INVESTMENTS WITH STATE TREASURY - OTHER UNIVERSITY CLASSIFICATIONS
- 1435x SPECIAL INVESTMENTS WITH STATE TREASURY - OTHER UNIVERSITY CLASSIFICATIONS
- 1436x SPECIAL INVESTMENTS WITH STATE TREASURY - OTHER UNIVERSITY CLASSIFICATIONS
- 1437x SPECIAL INVESTMENTS WITH STATE TREASURY - OTHER UNIVERSITY CLASSIFICATIONS
- 1438x SPECIAL INVESTMENTS WITH STATE TREASURY - OTHER UNIVERSITY CLASSIFICATIONS
- 14390 SPECIAL INVESTMENTS WITH STATE TREASURY - OTHER UNIVERSITY CLASSIFICATIONS
- 14391 SPECIAL INVESTMENTS WITH STATE TREASURY - OTHER UNIVERSITY CLASSIFICATIONS
- 14392 SPECIAL INVESTMENTS WITH STATE TREASURY - OTHER UNIVERSITY CLASSIFICATIONS
- 14393 SPECIAL INVESTMENTS WITH STATE TREASURY - OTHER UNIVERSITY CLASSIFICATIONS
- 14394 SPECIAL INVESTMENTS WITH STATE TREASURY - OTHER UNIVERSITY CLASSIFICATIONS
- 14395 SPECIAL INVESTMENTS WITH STATE TREASURY - OTHER UNIVERSITY CLASSIFICATIONS
- 14396 SPECIAL INVESTMENTS WITH STATE TREASURY - OTHER UNIVERSITY CLASSIFICATIONS
- 14397 SPECIAL INVESTMENTS WITH STATE TREASURY - OTHER UNIVERSITY CLASSIFICATIONS
- 14398 SPIA UNRESTRICTED LIQUIDATION
- 14399 ADJUSTMENT TO FAIR MARKET VALUE SPIA - UNRESTRICTED

144xx COMPONENT UNIT INVESTMENTS WITH STATE TREASURER**147xx OTHER INVESTMENTS**

- 14700 OTHER INVESTMENTS
- 14701 OTHER UNRESTRICTED INVEST PURCHASE
- 14702 - 14797 OTHER INVESTMENTS
- 14798 OTHER UNRESTRICTED INVEST LIQUIDATION

14799 ADJUSTMENT TO FMV OTHER INVESTMENTS - UNRESTRICTED

151xx ACCOUNTS RECEIVABLE

1510x ACCOUNTS RECEIVABLE - OTHER UNIVERSITY CLASSIFICATIONS

1511x ACCOUNTS RECEIVABLE - FEES

1512x ACCOUNTS RECEIVABLE - SALES & SERVICES OF EDUCATION DEPARTMENTS

1513x ACCOUNTS RECEIVABLE - SALES & SERVICES OF AUXILIARY ENTERPRISES

1514x ACCOUNTS RECEIVABLE - OTHER UNIVERSITY CLASSIFICATIONS

1515x ACCOUNTS RECEIVABLE - OTHER UNIVERSITY CLASSIFICATIONS

1516x ACCOUNTS RECEIVABLE - OTHER UNIVERSITY CLASSIFICATIONS

1517x ACCOUNTS RECEIVABLE - OTHER UNIVERSITY CLASSIFICATIONS

1518x ACCOUNTS RECEIVABLE - OTHER UNIVERSITY CLASSIFICATIONS

1519x ACCOUNTS RECEIVABLE - OTHER UNIVERSITY CLASSIFICATIONS

153xx Interest and Dividends Receivable

1530x INTEREST - OTHER UNIVERSITY CLASSIFICATIONS

1531x INTEREST ON LOANS RECEIVABLE

1532x INTEREST ON INVESTMENTS - DIVIDENDS

1533x INTEREST - OTHER UNIVERSITY CLASSIFICATIONS

1534x INTEREST - OTHER UNIVERSITY CLASSIFICATIONS

1535x INTEREST - OTHER UNIVERSITY CLASSIFICATIONS

1536x INTEREST - OTHER UNIVERSITY CLASSIFICATIONS

1537x INTEREST - OTHER UNIVERSITY CLASSIFICATIONS

1538x INTEREST - OTHER UNIVERSITY CLASSIFICATIONS

1539x INTEREST - OTHER UNIVERSITY CLASSIFICATIONS

154xx LOANS AND NOTES RECEIVABLE

15400-15409 Loans and Notes Receivable

15410 Loans and Notes Receivable

15411-15498 Loans and Notes Receivable

15499 Loans and Notes Receivable Collections

155xx CONTRACTS AND GRANTS RECEIVABLE

1560X-1564X EQUIPMENT LEASE RECEIVABLES CURRENT

1565X-1569X SPACE/OTHER LEASE RECEIVABLES CURRENT

157XX LEASE RECEIVABLE CU CURRENT

159xx ALLOWANCE FOR UNCOLLECTIBLES

1590x ALLOWANCE FOR UNCOLL - OTHER UNIVERSITY CLASSIFICATIONS

1591x ALLOWANCE FOR UNCOLL - FEES

1592x ALLOWANCE FOR UNCOLL - SALES & SERVICES OF EDUCATION DEPARTMENTS

1593x ALLOWANCE FOR UNCOLL - SALES & SERVICES OF AUXILIARY ENTERPRISES
1594x ALLOWANCE FOR UNCOLL - INTEREST ON LOANS RECEIVABLE
1595x ALLOWANCE FOR UNCOLL - LOANS AND NOTES RECEIVABLE
1596x ALLOWANCE FOR UNCOLL - OTHER UNIVERSITY CLASSIFICATIONS
1597x ALLOWANCE FOR UNCOLL - OTHER UNIVERSITY CLASSIFICATIONS
1598x ALLOWANCE FOR UNCOLL - OTHER UNIVERSITY CLASSIFICATIONS
1599x ALLOWANCE FOR UNCOLL - OTHER UNIVERSITY CLASSIFICATIONS
161xx DUE FROM STATE FUNDS, WITHIN DIVISION *
163xx DUE FROM OTHER DEPARTMENTS
164xx DUE FROM FEDERAL GOVERNMENT
165xx DUE FROM OTHER GOVERNMENTAL UNITS
167xx DUE FROM COMPONENT UNIT/PRIMARY GOVERNMENT
168xx DUE FROM REVOLVING FUND *
169xx DUE FROM CLEARING FUND *
171xx SUPPLY INVENTORY
172xx RESALE INVENTORY
191xx PREPAID ITEMS
192xx DEPOSITS
199xx OTHER CURRENT ASSETS
221xx RESTRICTED CASH ON HAND
222xx RESTRICTED CASH IN BANK
223xx RESTRICTED CASH WITH SBA
226xx RESTRICTED INVESTMENT WITH SBA
22600 RESTRICTED INVESTMENT WITH SBA OTHER INVESTMENTS
22601 SBA RESTRICTED PURCHASE
22602 - 22697 RESTRICTED INVESTMENT WITH SBA OTHER INVESTMENTS
22698 SBA RESTRICTED LIQUIDATION
22699 RESTRICTED INVESTMENT WITH SBA OTHER INVESTMENTS
227xx RESTRICTED OTHER INVESTMENTS
22700 RESTRICTED OTHER INVESTMENTS
22701 OTHER RESTRICTED PURCHASE
22702-22797 RESTRICTED OTHER INVESTMENTS
22798 OTHER RESTRICTED LIQUIDATION
22799 RESTRICTED OTHER INVESTMENTS
235xx DEFERRED OUTFLOWS OF FRS RESOURCES
236xx DEFERRED OUTFLOWS OF HIS RESOURCES
238xx DEFERRED OUTFLOWS – OTHER POST-EMPLOYMENT BENEFITS

239XX DEFERRED OUTFLOWS – ASSET RETIREMENT OBLIGATIONS
241XX DEFERRED OUTFLOWS - OTHER
2420x-2424x Deferred Outflows Equipment Leases
2425x -2428x Deferred Outflows Space/Other Leases
24299 ADJUSTMENT TO FMV SBA - RESTRICTED
24399 ADJUSTMENT TO FMV SPIA - RESTRICTED
246XX DEBT INVESTMENTS WITH COLLATERAL SECURITIES
247XX OTHER INVESTMENTS
2470x-24798 OTHER INVESTMENTS
24799 ADJUSTMENT TO FMV OTHER INVESTMENTS - RESTRICTED
248XX UNAMORTIZED PREMIUMS ON INVESTMENTS
249XX UNAMORTIZED DISCOUNTS ON INVESTMENTS
251XX ADVANCES TO OTHER FUNDS BETWEEN DEPARTMENTS
2520x-2528x PREPAID CHARGES- LONG TERM
2529x PREPAID SBITA- LONG TERM
253XX ACCM DECREASE FV HEDGING DERIV
254XX OTHER LOANS AND NOTES RECEIVABLE
25400-25409 OTHER LOANS AND NOTES RECEIVABLE
25410 STUDENT LOANS ISSUED
25411 – 25419 OTHER LOANS AND NOTES RECEIVABLE
2542x – 2547x OTHER LOANS AND NOTES RECEIVABLE
25480-25484 EQUIPMENT LEASE RECEIVABLES NONCURRENT
25485-25489 SPACE/OTHER LEASE RECEIVABLES NONCURRENT
25490 – 25498 OTHER LOANS AND NOTES RECEIVABLE
25499 STUDENT LOANS COLLECTED
255XX NET INVESTMENT IN DIRECT FINANCING LEASES
256XX DEFERRED LOSS ON DEBT REFUNDING
257XX ADVANCES TO OTHER FUNDS WITHIN DEPARTMENT
258XX ADVANCES TO COMPONENT UNITS
2591x-2598x ALLOWANCE FOR UNCOLLECTIBLES
2599x ALLOWANCE FOR UNCOLLECTIBLES LEASES RECEIVABLE
260xx Lease Receivables CU Noncurrent
261xx ALLOWANCE FOR UNCOLLECTIBLES LEASES CU
264xx WORKS OF ART & HISTORICAL TREASURES – DEPRECIABLE
265xx ACC DEP - WORKS OF ART & HISTORICAL TREASURES
266xx WORKS OF ART & HISTORICAL TREASURES - NON-DEPRECIABLE
267xx LEASEHOLD IMPROVEMENTS
268xx ACCUMULATED DEPRECIATION - LEASEHOLD IMPROVEMENTS
271xx LAND
272xx BUILDINGS
273xx ACCUMULATED DEPRECIATION - BUILDINGS
274xx INFRASTRUCTURE AND OTHER IMPROVEMENTS
275xx ACCUMULATED DEPRECIATION - INFRASTRUCTURE AND OTHER IMPROVEMENTS
276xx FURNITURE AND EQUIPMENT
277xx ACCUMULATED DEPRECIATION - FURNITURE AND EQUIPMENT
2780x-2788x CONSTRUCTION WORK IN PROGRESS

2789x SBITA WORK IN PROGRESS**282xx LIBRARY RESOURCES****283xx ACCUMULATED DEPRECIATION - LIBRARY RESOURCES****284xx RIGHT TO USE SPACE/OTHER LEASES****285xx ACCUMULATED AMORTIZATION - RIGHT TO USE SPACE/OTHER LEASES****2860x-2864x RIGHT TO USE EQUIPMENT LEASES****2865x-2869x SBITA****2870x-2874x ACCUMULATED AMORTIZATION - RIGHT TO USE EQUIPMENT LEASES****2875x-2879x ACCUMULATED AMORTIZATION - SBITA****288xx OTHER FIXED ASSETS****289xx ACCUMULATED DEP - OTHER FIXED ASSETS****LIABILITIES****311xx ACCOUNTS PAYABLE****313xx CONSTRUCTION CONTRACTS PAYABLE****314xx TEMPORARY CASH OVERDRAFT****321xx ACCRUED SALARIES AND WAGES****324xx ACCRUED INSURANCE CLAIMS****329xx ACCRUED INTEREST PAYABLE****331xx DEPOSITS PAYABLE****3310x DEPOSITS PAYABLE - OTHER UNIVERSITY CLASSIFICATIONS****3311x DEPOSITS PAYABLE - AUXILIARY ENTERPRISES****3312x -3319x DEPOSITS PAYABLE - OTHER UNIVERSITY CLASSIFICATIONS****351xx DUE TO STATE FUNDS, WITHIN DIVISION *****353xx DUE TO OTHER DEPARTMENTS****354xx DUE TO FEDERAL GOVERNMENT****355xx DUE TO OTHER GOVERNMENTAL UNITS****357xx DUE TO COMPONENT UNIT/PRIMARY GOVERNMENT****358xx DUE TO REVOLVING FUND *****359xx DUE TO CLEARING FUND *****361xx MATURED BONDS PAYABLE****362xx MATURED REV CERTIFICATES OUTSTANDING****363xx UNAMORTIZED PREMIUMS ON BONDS PAYABLE****364xx UNAMORTIZED DISCOUNTS ON BONDS PAYABLE****3659x CAP IMPROVEMENT DEBT PAYABLE - CURRENT****366xx UNAMORTIZED PREMIUMS/DISCOUNTS ON COP****367xx ADVANCES FROM PRIMARY – DIRECT BORROWINGS/PLACEMENTS****369xx MATURED INTEREST PAYABLE****371xx CURRENT BONDS PAYABLE****372xx CURRENT REVENUE CERTIFICATES PAYABLE****373xx Bonds Payable From Restricted Assets – Current****374xx Bonds – Direct Borrowings/Placements -Current**

- 375xx Certificates Of Participation – Direct Borrowings/Placements – Current**
- 376xx Installment Purchase Contracts – Direct Borrowings/Placements – Current**
- ~~**377xx Lease Liabilities – Direct Borrowings/Placements – Current**~~
- 378xx Other Liabilities, Current – Direct Borrowings/Placements**
- 379xx CURRENT ACCRUED INTEREST**
- 381xx BONDS PAYABLE FROM RESTRICTED ASSETS – DIRECT BORROWINGS/PLACEMENTS – CURRENT**
- 384xx REVENUES RECEIVED IN ADVANCE - CURRENT**
- 3840x REVENUES RECEIVED IN ADVANCE - CURRENT
- 3841x REVENUES RECEIVED IN ADVANCE – CUR FEES
- 3842x REVENUES RECEIVED IN ADVANCE – CUR AUXILIARIES
- 3843x REVENUES RECEIVED IN ADVANCE – CUR C&G
- 3844x REVENUES RECEIVED IN ADVANCE - CURRENT
- 3845x REVENUES RECEIVED IN ADVANCE - CURRENT
- 3846x REVENUES RECEIVED IN ADVANCE - CURRENT
- 3847x REVENUES RECEIVED IN ADVANCE - CURRENT
- 3848x REVENUES RECEIVED IN ADVANCE - CURRENT
- 3849x REVENUES RECEIVED IN ADVANCE - CURRENT
- 385xx INSTALLMENT PURCHASE CONTRACTS**
- 386xx CURRENT COMPENSATED ABSENCES**
- 3870x-3872x RIGHT TO USE EQUIPMENT LEASES - CURRENT**
- 3873x-3876x RIGHT TO USE SPACE/OTHER LEASES – CURRENT**
- 3877x-3878x RIGHT TO USE LEASES CU – CURRENT**
- 38790-38794 SBITA LIABILITY- CURRENT**
- 388xx OPEB LIABILITY - CURRENT**
- 389xx UNEARNED REVENUES**
- 3890x UNEARNED REVENUES - OTHER UNIVERSITY CLASSIFICATIONS
- 3891x UNEARNED REVENUES - FEES
- 3892x UNEARNED REVENUES - AUXILIARIES
- 3893x UNEARNED REVENUES – C&G
- 3894x UNEARNED REVENUES - OTHER UNIVERSITY CLASSIFICATIONS
- 3895x UNEARNED REVENUES - OTHER UNIVERSITY CLASSIFICATIONS
- 3896x UNEARNED REVENUES - OTHER UNIVERSITY CLASSIFICATIONS
- 3897x UNEARNED REVENUES - OTHER UNIVERSITY CLASSIFICATIONS
- 3898x UNEARNED REVENUES - OTHER UNIVERSITY CLASSIFICATIONS
- 3899x UNEARNED REVENUES - OTHER UNIVERSITY CLASSIFICATIONS
- 394xx FRS CURRENT PORTION OF LONG-TERM LIABILITY**
- 395xx HIS CURRENT PORTION OF LONG-TERM LIABILITY**
- 396xx ASSET RETIREMENT OBLIGATIONS - CURRENT**
- 399xx OTHER CURRENT LIABILITIES**

- 3990x OTHER CURRENT LIABILITIES - OTHER UNIVERSITY CLASSIFICATIONS
- 3991x OTHER CURRENT LIABILITIES - LOANS AND NOTES PAYABLE
- 3992x OTHER CURRENT LIABILITIES - OTHER UNIVERSITY CLASSIFICATIONS
- 3993x OTHER CURRENT LIABILITIES - OTHER UNIVERSITY CLASSIFICATIONS
- 3994x OTHER CURRENT LIABILITIES - OTHER UNIVERSITY CLASSIFICATIONS
- 3995x OTHER CURRENT LIABILITIES - OTHER UNIVERSITY CLASSIFICATIONS
- 3996x OTHER CURRENT LIABILITIES - OTHER UNIVERSITY CLASSIFICATIONS**
- 3997x OTHER CURRENT LIABILITIES - OTHER UNIVERSITY CLASSIFICATIONS
- 3998x OTHER CURRENT LIABILITIES - OTHER UNIVERSITY CLASSIFICATIONS
- 3999x OTHER CURRENT LIABILITIES - OTHER UNIVERSITY CLASSIFICATIONS
- 431xx CERTIFICATES OF PARTICIPATION – DIRECT BORROWINGS/PLACEMENTS**
- ~~432xx LEASE LIABILITIES – DIRECT BORROWINGS/PLACEMENTS~~
- 433xx INSTALLMENT PURCHASE CONTRACTS – DIRECT BORROWINGS/PLACEMENTS**
- 445xx BONDS PAYABLE FROM RESTRICTED ASSETS**
- 447xx BONDS PAYABLE – DIRECT BORROWINGS/PLACEMENTS – NONCURRENT**
- 451xx ADVANCES FROM OTHER FUNDS BETWEEN DEPARTMENTS**
- 453xx ACCM INCREASE FV HEDGING DERIVATIVES**
- 457xx ADVANCES FROM FUNDS WITHIN THE DEPARTMENT**
- 459xx ADVANCES FROM PRIMARY – DIRECT BORROWINGS/PLACEMENTS**
- 461xx BONDS PAYABLE**
- 462xx REVENUE CERTIFICATES OUTSTANDING**
- 463xx UNAMORTIZED PREMIUMS ON BONDS PAYABLE**
- 464xx UNAMORTIZED DISCOUNTS ON BONDS PAYABLE**
- 465xx DEFERRED GAIN ON DEBT REFUNDING**
- 4650x DEFERRED GAIN ON BONDS DEBT REFUNDING**
- 4651x DEFERRED GAIN ON BONDS DEBT REFUNDING
- 4652x DEFERRED GAIN ON BONDS DEBT REFUNDING
- 4653x DEFERRED GAIN ON BONDS DEBT REFUNDING
- 4654x DEFERRED GAIN ON BONDS DEBT REFUNDING
- 4655x DEFERRED GAIN ON BONDS DEBT REFUNDING
- 4656x DEFERRED GAIN ON BONDS DEBT REFUNDING
- 4657x DEFERRED GAIN ON BONDS DEBT REFUNDING
- 4658x DEFERRED GAIN ON BONDS COP REFUNDING
- 466xx UNAMORTIZED PREMIUM/DISCOUNT ON COP**
- 467xx AMOUNT DEFERRED ON REFUNDING - COP**
- 468xx BONDS PAYABLE FROM RESTRICTED ASSETS – DIRECT BORROWINGS/PLACEMENTS - NONCURRENT**
- 469xx ACCRUED INTEREST**

477XX DEFERRED INFLOWS OF FRS RESOURCES
478XX DEFERRED INFLOWS OF HIS RESOURCES
481XX DEFERRED INFLOWS- IRREVOCABLE SPLIT-INTEREST AGREEMENTS
482XX DEFERRED INFLOWS- OTHER POST-EMPLOYMENT BENEFITS
4830X-4832X DEFERRED INFLOWS EQUIPMENT LEASES
4833X-4834X DEFERRED INFLOWS SPACE/OTHER LEASES
4835X- 4839X DEFERRED INFLOWS - OTHER
484XX ASSET RETIREMENT OBLIGATIONS - NONCURRENT
485XX INSTALLMENT PURCHASE CONTRACTS
486XX COMPENSATED ABSENCES LIABILITY
4870X-4872x RIGHT TO USE EQUIPMENT LEASES NONCURRENT
4873x-4876x RIGHT TO USE SPACE/OTHER LEASES NONCURRENT
4877x-4878x RIGHT TO USE LEASES CU NONCURRENT
47890-48794 SBITA LIABILITY – NONCURRENT
488xx OPEB LIABILITY – NONCURRENT
489xx REVENUES RECEIVED IN ADVANCE NONCURRENT
4890x REVENUES RECEIVED IN ADVANCE NONCURRENT- OTHER UNIVERSITY CLASSIFICATIONS
4891x REVENUES RECEIVED IN ADVANCE NONCURRENT - FEES
4892x REVENUES RECEIVED IN ADVANCE NONCURRENT - AUXILIARIES
4893x **REVENUES RECEIVED IN ADVANCE NONCURRENT – C&G**
4894x REVENUES RECEIVED IN ADVANCE NONCURRENT- OTHER UNIVERSITY CLASSIFICATIONS
4895x REVENUES RECEIVED IN ADVANCE NONCURRENT- OTHER UNIVERSITY CLASSIFICATIONS
4896x REVENUES RECEIVED IN ADVANCE NONCURRENT- OTHER UNIVERSITY CLASSIFICATIONS
4897x REVENUES RECEIVED IN ADVANCE NONCURRENT - OTHER UNIVERSITY CLASSIFICATIONS
4898x REVENUES RECEIVED IN ADVANCE NONCURRENT- OTHER UNIVERSITY CLASSIFICATIONS
4899x REVENUES RECEIVED IN ADVANCE NONCURRENT- OTHER UNIVERSITY CLASSIFICATIONS
490XX OTHER LONG-TERM LIABILITIES, CURRENT – DIRECT BORROWINGS/PLACEMENTS
49400 PENSION LIABILITY - FRS
49500 PENSION LIABILITY - HIS
498xx LONG-TERM INSURANCE LIABILITY
499xx OTHER LONG-TERM LIABILITIES
4990x OTHER LONG-TERM LIABILITIES - OTHER UNIVERSITY CLASSIFICATIONS
4991x OTHER LONG-TERM LIABILITIES - LOANS AND NOTES PAYABLE
4992x OTHER LONG-TERM LIABILITIES - OTHER UNIVERSITY CLASSIFICATIONS
4993x OTHER LONG-TERM LIABILITIES - OTHER UNIVERSITY CLASSIFICATIONS
4994x OTHER LONG-TERM LIABILITIES - OTHER UNIVERSITY CLASSIFICATIONS
4995x OTHER LONG-TERM LIABILITIES - OTHER UNIVERSITY CLASSIFICATIONS
4996x OTHER LONG-TERM LIABILITIES - OTHER UNIVERSITY CLASSIFICATIONS

- 4997x OTHER LONG-TERM LIABILITIES - OTHER UNIVERSITY CLASSIFICATIONS
- 4998x OTHER LONG-TERM LIABILITIES - OTHER UNIVERSITY CLASSIFICATIONS
- 4999x OTHER LONG-TERM LIABILITIES - OTHER UNIVERSITY CLASSIFICATIONS

NET ASSETS

- 511xx CONTRIBUTED CAPITAL**
- 521xx INVESTMENT IN GENERAL FIXED ASSETS**
- 528xx INVESTMENT IN GENERAL FIXED ASSETS - DONATIONS**
- 539xx RETAINED EARNINGS**
- 542xx PRIOR PERIOD ADJUSTMENTS TO NET POSITION**
- 549xx FUND BALANCE UNRESERVED**
- 559xx OTHER FUND BALANCE RESERVED**
- 560xx NET POSITION**
- 561xx RESTRICTED NET POSITION**
- 5611x INVESTED IN CAPITAL ASSETS, NET OF RELATED DEBT
- 562xx EXPENDABLE RESTRICTED NET POSITION**
- 5621x EXPENDABLE RESTRICTED NET POSITION - LOANS
- 5622x EXPENDABLE RESTRICTED NET POSITION - CAPITAL PROJECTS
- 5623x EXPENDABLE RESTRICTED NET POSITION - OTHER
- 563xx NONEXPENDABLE - ENDOWMENT**
- 564xx DEBT TO ACQUIRE GENERAL FIXED ASSETS**

REVENUES

- 611xx TAXES**
- 613xx FEES, CHARGES, COMMISSIONS AND SALES**
- 6141x Noncapital Federal Grants and Contracts**
- 6142x Noncapital State and Local Grants and Contracts**
- 6143x Noncapital Nongovernmental Grants and Contracts**
- 615xx INTEREST AND DIVIDENDS**
- 616xx FINES, FORFEITS, JUDGMENTS AND SETTLEMENTS**
- 619xx OTHER REVENUES**
- 621xx CAPITAL GRANTS AND DONATIONS**
- 622xx SALE OF FIXED ASSETS**
- 631xx RELEASED GENERAL REVENUE APPROPRIATION**

- 635xx REVERSION OF APPROPRIATION, 6/30**
- 636xx REVERSION OF APPROPRIATION, 12/31**
- 637xx OTHER REVERSION, FIXED CAPITAL OUTLAY**
- 652xx PROPERTY TRANSFERS IN ***
- 655xx FEDERAL TRANSFERS IN WITHIN AGENCY ***
- 656xx FEDERAL TRANSFERS FROM OTHER AGENCIES**
- 657xx TRANSFERS IN FROM WITHIN THE AGENCY**
- 6570x TRANSFERS IN WITHIN UNIVERSITY - OTHER UNIVERSITY CLASSIFICATIONS *
- 6571x TRANSFERS IN WITHIN UNIVERSITY - OTHER UNIVERSITY CLASSIFICATIONS *
- 6572x TRANSFERS IN WITHIN UNIVERSITY - OTHER UNIVERSITY CLASSIFICATIONS *
- 6573x TRANSFERS IN WITHIN UNIVERSITY - OTHER UNIVERSITY CLASSIFICATIONS *
- 6574x TRANSFERS IN WITHIN UNIVERSITY - OTHER UNIVERSITY CLASSIFICATIONS *
- 6575x TRANSFERS IN WITHIN UNIVERSITY - OTHER UNIVERSITY CLASSIFICATIONS *
- 6576x TRANSFERS IN WITHIN UNIVERSITY - OTHER UNIVERSITY CLASSIFICATIONS *
- 6577x TRANSFERS IN WITHIN UNIVERSITY - OTHER UNIVERSITY CLASSIFICATIONS *
- 6578x TRANSFERS IN WITHIN UNIVERSITY - OTHER UNIVERSITY CLASSIFICATIONS *
- 659xx TRANSFERS IN FROM OTHER AGENCIES**
- 662xx INTEREST ON LOANS**
- 668xx LEASE REVENUE**
- 671xx SALES AND SERVICES - STATE**
- 6710x OTHER UNIVERSITY CLASSIFICATIONS - SALES & SERVICES - STATE
- 6711x SALES & SERVICES OF EDUCATIONAL DEPARTMENTS (STATE)
- 6712x SALES AND SERVICES OF AUXILIARY ENTERPRISES (STATE)
- 6713x OTHER UNIVERSITY CLASSIFICATIONS - SALES & SERVICES - STATE
- 6714x OTHER UNIVERSITY CLASSIFICATIONS - SALES & SERVICES - STATE
- 6715x OTHER UNIVERSITY CLASSIFICATIONS - SALES & SERVICES - STATE
- 6716x OTHER UNIVERSITY CLASSIFICATIONS - SALES & SERVICES - STATE
- 6717x OTHER UNIVERSITY CLASSIFICATIONS - SALES & SERVICES - STATE
- 6718x OTHER UNIVERSITY CLASSIFICATIONS - SALES & SERVICES - STATE
- 6719x OTHER UNIVERSITY CLASSIFICATIONS - SALES & SERVICES - STATE
- 672xx SALES & SERVICES - NON-STATE**
- 6720x OTHER UNIVERSITY CLASS - SALES & SERVICES - NON-STATE
- 6721x SALES & SERVICES OF EDUCATIONAL DEPARTMENTS (NON-STATE)
- 6722x SALES AND SERVICES OF AUXILIARY ENTERPRISES (NON-STATE)
- 6723x OTHER UNIVERSITY CLASS - SALES & SERVICES - NON-STATE
- 6724x OTHER UNIVERSITY CLASS - SALES & SERVICES - NON-STATE

6725x OTHER UNIVERSITY CLASS - SALES & SERVICES - NON-STATE
6726x OTHER UNIVERSITY CLASS - SALES & SERVICES - NON-STATE
6727x OTHER UNIVERSITY CLASS - SALES & SERVICES - NON-STATE
6728x OTHER UNIVERSITY CLASS - SALES & SERVICES - NON-STATE
6729x OTHER UNIVERSITY CLASS - SALES & SERVICES - NON-STATE
674xx RENTS - STATE (OPERATING)
6740x OTHER UNIVERSITY CLASS - RENTS - STATE
6741x RENTS - AUXILIARY ENTERPRISES (STATE)
6742x OTHER UNIVERSITY CLASS - RENTS - STATE
6743x OTHER UNIVERSITY CLASS - RENTS - STATE
6744x OTHER UNIVERSITY CLASS - RENTS - STATE
6745x OTHER UNIVERSITY CLASS - RENTS - STATE
6746x OTHER UNIVERSITY CLASS - RENTS - STATE
6747x OTHER UNIVERSITY CLASS - RENTS - STATE
6748x OTHER UNIVERSITY CLASS - RENTS - STATE
6749x OTHER UNIVERSITY CLASS - RENTS - STATE
675xx RENTS AND ROYALTIES - NON-STATE (OPERATING)
6750x OTHER UNIVERSITY CLASS - RENTS - NON-STATE
6751x RENTS - AUXILIARY ENTERPRISES (NON-STATE)
6752x OTHER UNIVERSITY CLASS - RENTS - NON-STATE
6753x OTHER UNIVERSITY CLASS - RENTS - NON-STATE
6754x OTHER UNIVERSITY CLASS - RENTS - NON-STATE
6755x OTHER UNIVERSITY CLASS - RENTS - NON-STATE
6756x OTHER UNIVERSITY CLASS - RENTS - NON-STATE
6757x OTHER UNIVERSITY CLASS - RENTS - NON-STATE
6758x OTHER UNIVERSITY CLASS - RENTS - NON-STATE
6759x OTHER UNIVERSITY CLASS - RENTS - NON-STATE
677xx GAIN ON SALE OF INVESTMENTS
678xx LOSS ON SALE OF INVESTMENTS
679xx OTHER OPERATING REVENUE
6790x OTHER UNIVERSITY CLASS - OTHER OPERATING REVENUE
6791x AUXILIARY ENTERPRISES - OTHER OPERATING REVENUE
6792x OTHER UNIVERSITY CLASS - OTHER OPERATING REVENUE
6793x OTHER UNIVERSITY CLASS - OTHER OPERATING REVENUE
6794x OTHER UNIVERSITY CLASS - OTHER OPERATING REVENUE

6795x OTHER UNIVERSITY CLASS - OTHER OPERATING REVENUE
6796x OTHER UNIVERSITY CLASS - OTHER OPERATING REVENUE
6797x OTHER UNIVERSITY CLASS - OTHER OPERATING REVENUE
6798x OTHER UNIVERSITY CLASS - OTHER OPERATING REVENUE
6799x OTHER UNIVERSITY CLASS - OTHER OPERATING REVENUE
682xx FINES AND FORFEITURES
683xx NON-CAPITAL CONTRACTS, GRANTS, AND DONATIONS (NON-OP)
684xx RENTS - STATE (NON-OPERATING)
685xx RENTS AND ROYALTIES - NON-STATE (NON-OPERATING)
686xx INTEREST
687xx CAPITAL GRANTS AND DONATIONS
6885x PRINCIPAL RECEIVED ON RIGHT TO USE LEASES
689xx OTHER NON-OPERATING REVENUES
6890x OTHER NON-OPERATING REVENUES
6891x OTHER NON-OPERATING REVENUES
6892x OTHER NON-OPERATING REVENUES
6893x OTHER NON-OPERATING REVENUES
6894x OTHER NON-OPERATING REVENUES
6895x OTHER NON-OPERATING REVENUES
6896x OTHER NON-OPERATING REVENUES
6897x OTHER NON-OPERATING REVENUES
6898x OTHER NON-OPERATING REVENUES
68991 OTHER NON-OPERATING REVENUES
68992 OTHER NON-OPERATING REVENUES
68993 OTHER NON-OPERATING REVENUES
68994 OTHER NON-OPERATING REVENUES
68995 OTHER NON-OPERATING REVENUES
68996 OTHER NON-OPERATING REVENUES
68997 OTHER NON-OPERATING REVENUES
68998 OTHER NON-OPERATING REVENUES
68999 FEDERAL DIRECT LOAN PROGRAM RECEIPTS
691xx BOND PROCEEDS
693xx INSTALLMENT PURCHASE NOTE PROCEEDS
694xx RIGHT TO USE LEASE INCEPTIONS
695xx PROCEEDS OF REFUNDING BONDS
697xx INTEREST RECEIVED ON RIGHT TO USE LEASES

699xx OTHER NON-REVENUE RECEIPTS**EXPENSES****711xx EXPENSES, OPERATING**

7110x OTHER UNIVERSITY CLASSIFICATIONS - OPERATING EXPENSES

7111x UTILITIES

7112x -7119x OTHER UNIVERSITY CLASSIFICATIONS - OPERATING EXPENSES

721xx EXPENDITURES - OPERATING CAPITAL OUTLAY**722xx EXPENDITURES - FIXED CAPITAL OUTLAY****723xx INSTALLMENT PURCHASE ACQUISITIONS****7240x-7244x RIGHT TO USE LEASE ACQUISITIONS****7245x-7249x RIGHT TO USE SIBITA IMPLEMENTATION COSTS****725xx GENERAL FIXED ASSET DEPRECIATION****726xx GAIN OR LOSS ON DISPOSAL OF GENERAL FIXED ASSETS****731xx PRINCIPAL RETIREMENT****732xx INTEREST AND FISCAL CHARGES****752xx PROPERTY TRANSFERS OUT *****755xx FEDERAL TRANSFERS OUT WITHIN AGENCY *****756xx FEDERAL TRANSFERS OUT TO OTHER AGENCIES****757xx TRANSFERS OUT WITHIN THE AGENCY**

7570x TRANSFERS OUT WITHIN UNIVERSITY - OTHER UNIVERSITY CLASSIFICATIONS *

7571x TRANSFERS OUT WITHIN UNIVERSITY - OTHER UNIVERSITY CLASSIFICATIONS *

7572x TRANSFERS OUT WITHIN UNIVERSITY - OTHER UNIVERSITY CLASSIFICATIONS *

7573x TRANSFERS OUT WITHIN UNIVERSITY - OTHER UNIVERSITY CLASSIFICATIONS *

7574x TRANSFERS OUT WITHIN UNIVERSITY - OTHER UNIVERSITY CLASSIFICATIONS *

7575x TRANSFERS OUT WITHIN UNIVERSITY - OTHER UNIVERSITY CLASSIFICATIONS *

7576x TRANSFERS OUT WITHIN UNIVERSITY - OTHER UNIVERSITY CLASSIFICATIONS *

7577x TRANSFERS OUT WITHIN UNIVERSITY - OTHER UNIVERSITY CLASSIFICATIONS *

7578x TRANSFERS OUT WITHIN UNIVERSITY - OTHER UNIVERSITY CLASSIFICATIONS *

759xx TRANSFERS OUT TO OTHER AGENCIES**761xx REPAIRS AND MAINTENANCE EXPENSE****762xx FISCAL CHARGES EXPENSE****768xx SCHOLARSHIPS AND FELLOWSHIPS**

7680x SCHOLARSHIPS AND FELLOWSHIPS - OTHER UNIVERSITY CLASSIFICATIONS

7681x SCHOLARSHIP ALLOWANCES

7682x SCHOLARSHIPS AND FELLOWSHIPS - OTHER UNIVERSITY CLASSIFICATIONS

7683x	SCHOLARSHIPS AND FELLOWSHIPS - OTHER UNIVERSITY CLASSIFICATIONS
7684x	SCHOLARSHIPS AND FELLOWSHIPS - OTHER UNIVERSITY CLASSIFICATIONS
7685x	SCHOLARSHIPS AND FELLOWSHIPS - OTHER UNIVERSITY CLASSIFICATIONS
7686x	SCHOLARSHIPS AND FELLOWSHIPS - OTHER UNIVERSITY CLASSIFICATIONS
7687x	SCHOLARSHIPS AND FELLOWSHIPS - OTHER UNIVERSITY CLASSIFICATIONS
7688x	SCHOLARSHIPS AND FELLOWSHIPS - OTHER UNIVERSITY CLASSIFICATIONS
7689x	SCHOLARSHIPS AND FELLOWSHIPS - OTHER UNIVERSITY CLASSIFICATIONS
771xx	OPERATING EXPENSES - PERSONAL SERVICES
7710x	OPERATING EXPENSES - PERSONAL SERVICES
7711x	OPERATING EXPENSES - PERSONAL SERVICES
7712x	OPERATING EXPENSES - PERSONAL SERVICES
7713x	OPERATING EXPENSES - PERSONAL SERVICES
7714x	OPERATING EXPENSES - PERSONAL SERVICES
7715x	OPERATING EXPENSES - PERSONAL SERVICES
7716x	OPERATING EXPENSES - PERSONAL SERVICES
7717x	OPERATING EXPENSES - PERSONAL SERVICES
7718x	PENSION EXPENSE
7719x	OPEB EXPENSE
772xx	OPERATING EXPENSES - CONTRACTUAL SERVICES
773xx	OPERATING EXPENSES - MATERIAL AND SUPPLIES
774xx	OPERATING EXPENSES - AMORTIZATION AND WRITE-OFFS
775xx	OPERATING EXPENSES - DEPRECIATION
776xx	INTEREST EXPENSE - OPERATING
777xx	INSURANCE CLAIMS EXPENSE
781xx	PROPERTY DISPOSITION GAIN OR LOSS
782xx	ESCROW DISTRIBUTIONS
783xx	INTEREST EXPENSES - NON-OPERATING
784xx	GRANT EXPENSE AND CLIENT BENEFITS
785xx	FISCAL CHARGES - NON-OPERATING
788xx	UNREALIZED GAINS AND LOSSES ON INVESTMENTS
789xx	OTHER NON-OPERATING EXPENSES
7890x	OTHER UNIVERSITY CLASSIFICATIONS - OTHER NON-OPERATING EXPENSES
7891x	OTHER NON-OPERATING EXPENSES – INVESTMENT
7892x	OTHER UNIVERSITY CLASSIFICATIONS - OTHER NON-OPERATING EXPENSES
7893x	OTHER UNIVERSITY CLASSIFICATIONS - OTHER NON-OPERATING EXPENSES
7894x	OTHER UNIVERSITY CLASSIFICATIONS - OTHER NON-OPERATING EXPENSES

7895x OTHER UNIVERSITY CLASSIFICATIONS - OTHER NON-OPERATING EXPENSES
7896x OTHER UNIVERSITY CLASSIFICATIONS - OTHER NON-OPERATING EXPENSES
7897x OTHER UNIVERSITY CLASSIFICATIONS - OTHER NON-OPERATING EXPENSES
7898x OTHER UNIVERSITY CLASSIFICATIONS - OTHER NON-OPERATING EXPENSES
78990 OTHER UNIVERSITY CLASSIFICATIONS - OTHER NON-OPERATING EXPENSES
78991 OTHER UNIVERSITY CLASSIFICATIONS - OTHER NON-OPERATING EXPENSES
78992 OTHER UNIVERSITY CLASSIFICATIONS - OTHER NON-OPERATING EXPENSES
78993 OTHER UNIVERSITY CLASSIFICATIONS - OTHER NON-OPERATING EXPENSES
78994 OTHER UNIVERSITY CLASSIFICATIONS - OTHER NON-OPERATING EXPENSES
78995 OTHER UNIVERSITY CLASSIFICATIONS - OTHER NON-OPERATING EXPENSES
78996 OTHER UNIVERSITY CLASSIFICATIONS - OTHER NON-OPERATING EXPENSES
78997 OTHER UNIVERSITY CLASSIFICATIONS - OTHER NON-OPERATING EXPENSES
78998 OTHER UNIVERSITY CLASSIFICATIONS - OTHER NON-OPERATING EXPENSES
78999 FEDERAL DIRECT LOAN PROGRAM DISBURSEMENTS
791xx SPECIAL ITEMS
792xx EXTRAORDINARY ITEMS

BUDGETARY ACCOUNTS (not used in Financial Statements)

59400 CAPITALIZED DISBURSEMENTS OFFSET
79400 CAPITALIZED DISBURSEMENTS
81100 EST REV - TAXES
81300 EST REV - FEES, CHARGES, COMMISSIONS AND SALES
8141x EST REV - FEDERAL GRANTS AND CONTRACTS
8142x EST REV - STATE AND LOCAL GRANTS AND CONTRACTS
8143x EST REV - NONGOVERNMENTAL GRANTS AND CONTRACTS
81500 EST REV - INTEREST AND DIVIDENDS
81600 EST REV - FINES, FORFEITS, JUDGMENTS AND SETTLEMENTS
81900 EST REV - OTHER REVENUES
82100 EST REV - CAPITAL GRANTS AND DONATIONS
82200 EST REV - SALE OF FIXED ASSETS
83100 EST REV - RELEASED GENERAL REVENUE APPROPRIATIONS
85100 EST REV - TRANSFERS IN FROM COMP UNITS/PRIMARY GOVERNMENT
85500 EST REV - FEDERAL FUNDS TRANSFERRED IN WITHIN AGENCY
85600 EST REV - FED FUNDS TRANSFERRED FROM OTHER AGENCIES
85700 EST REV - TRANSFERS IN FROM WITHIN AGENCY
8579x EST REV - TRANSFERS IN WITHIN SUS ENTITIES

85900 EST REV - TRANSFERS IN FROM OTHER AGENCIES
86200 EST REV - INTEREST ON LOANS
87100 EST REV - SALES OF GOODS AND SERVICES - STATE
8711x EST REV - SALES & SERVICES OF ED DEPARTMENTS - STATE
8712x EST REV - SALES & SERVICES OF AUX ENTERPRISES - STATE
87200 EST REV - SALES OF GOODS AND SERVICES - NON-STATE
8721x EST REV - SALES & SERV OF ED DEPARTMENTS - NON-STATE
8722x EST REV - SALES & SERV OF AUX ENTERPRISES - NON-STATE
87400 EST REV - RENTS - STATE - OPERATING
8741x EST REV - RENTS - STATE
87500 EST REV - RENTS AND ROYALTIES - NON-STATE - OPERATING
8751x EST REV - RENTS - NON-STATE
87700 EST REV - GAIN ON SALE OF INVESTMENTS
87900 EST REV - OTHER OPERATING REVENUE
8791x EST REV - OTHER OPERATING REV - AUXILIARY ENTERPRISES
88200 EST REV - FINES, FORFEITURES, JUDGMENTS & SETTLEMENTS
88400 EST REV - RENTS - STATE - NON-OPERATING
88500 EST REV - RENTS & ROYALTIES - NON-STATE - NON-OPERATING
88600 EST REV - INTEREST
88700 EST REV - CAPITAL GRANTS AND DONATIONS
89100 EST REV - BOND PROCEEDS
89300 EST REV - INSTALLMENT PURCHASE NOTE PROCEEDS
89400 EST REV - RIGHT TO USE LEASE INCEPTIONS
92100 APPROVED BUDGET
92200 APPROVED BUDGET, ALLOTTED
93100 ALLOTMENTS
941xx ENCUMBRANCES *
981xx RESERVE FOR ENCUMBRANCES *

(THIS PAGE INTENTIONALLY LEFT BLANK)

APPENDIX B

GL to Exhibit Code Lookup

General Ledger codes in combination with the external funds are used to drive the logic for the required GASB 34 financial statements. In some cases, the state standard general ledger code (indicated with “xx” in the 4th and 5th digits) is used. In other cases, the state standard general ledger code is broken down further to provide the appropriate detail to accommodate the production of the statements. In addition, the external fund coding is used to further define the mapping of the general ledger codes to the exhibits. Listed in this appendix is a quick look up for each valid general ledger codes in combination with the external fund for the GASB 34 financial statements to the appropriate Exhibit Code.

Note: *In some cases, there are General Ledger codes that are required to balance the external funds but are not used in the GASB statements. In these cases, The General Ledger codes are selected but mapped to AXXX or BXXX in the GASB statements. AXXX amounts do print in AFS reports GSB60R02, GSB60R04 and GSB60R06.*

Note: *All General Ledger codes 6xxxx and 7xxxx for External Fund 9 (Agency Fund) map to exhibit line A315-Deposits Payable.*

Note: *All General Ledger codes 6xxxx and 7xxxx for External Fund 8 (Investment in Plant Fund) bypass the Statement of Cash Flows. Only General Ledger codes directly assigned an Exhibit C code (622xx, 691xx, 693xx, 694xx, 695xx, 721xx, 722xx, 723xx, 724xx, 731xx) go to the cashflow. All others map to exhibit line CXXX-Not to be Reported on Exhibits.*

GL Code	EF	Description	Exh Code	Description
111xx	0-2,9	CASH ON HAND	A011	CASH ON HAND
111xx	3-8	CASH ON HAND	A101	CASH ON HAND - RESTRICTED
112xx	0-2,9	CASH IN BANK	A012	CASH IN BANK
112xx	3-8	CASH IN BANK	A102	CASH IN BANK - RESTRICTED
113xx	0-2,9	CASH WITH SBA	A013	CASH WITH SBA
113xx	3-8	CASH WITH SBA	A103	CASH WITH SBA - RESTRICTED
14200	0-2,9	INVESTMENTS WITH SBA	A023	INVESTMENTS WITH SBA
14200	3-8	INVESTMENTS WITH SBA	A113	INVESTMENTS WITH SBA – REST
14201	1, 2, 9	SBA RESTR PURCHASE	A023	INVESTMENTS WITH SBA
14201	3-8	SBA RESTR PURCHASE	A113	INVESTMENTS WITH SBA – REST
14202-14209	0-2,9	INVESTMENTS WITH SBA	A023	INVESTMENTS WITH SBA
14202-14209	3-8	INVESTMENTS WITH SBA	A113	INVESTMENTS WITH SBA – REST
1421x-14297	0-2,9	INVESTMENTS WITH SBA	A023	INVESTMENTS WITH SBA
1421x-14297	3-8	INVESTMENTS WITH SBA	A113	INVESTMENTS WITH SBA - REST
14298	3-8	SBA RESTR LIQUIDATION	A023	INVESTMENTS WITH SBA
14299	0-2,9	ADJUSTMENT TO FMV – SBA	A028	ADJUST TO FAIR MARKET VALUE
1420x-14298	3-8	INVESTMENT WITH SBA	A113	INVESTMENT WITH SBA - RESTRICTED
14299	0-2,9	ADJUSTMENT TO FMV –SBA UNREST	A027	ADJUST TO FMV SPIA/SBA UNREST
14300	0-2,9	SPECIAL INVEST - ST TREASURY	A022	SPECIAL INVEST W/ ST TREASURY
14300	3-8	SPECIAL INVEST - ST TREASURY	A112	SPEC INVEST W/ST TREAS-REST
14301	1, 2, 9	SPIA UNRESTR PURCHASE	A022	SPECIAL INVEST W/ ST TREASURY
14301	3-8	SPIA UNRESTR PURCHASE	A112	SPEC INVEST W/ST TREAS-REST
14302-14397	0-2,9	SPECIAL INVEST - ST TREASURY	A022	SPECIAL INVEST W/ ST TREASURY
14302-14397	3-8	SPECIAL INVEST - ST TREASURY	A112	SPEC INVEST W/ST TREAS-REST
14398	1, 2, 9	SPIA UNREST LIQUIDATION	A022	SPECIAL INVEST W/ ST TREASURY
14398	3-8	SPIA UNREST LIQUIDATION	A022	SPECIAL INVEST W/ ST TREASURY
14399	0-2,9	ADJUST TO FMV – SPIA UNREST	A027	ADJUST TO FMV SPIA/SBA UNREST
144xx	9, 0	COMP UNIT INVEST-ST TREASURY	A112	SPEC INVEST W/ST TREASURY-REST
14700	0, 8	OTHER INVESTMENTS	A024	OTHER INVESTMENTS
14701	1, 2, 9	OTHER UNREST INVEST PURCH	A024	OTHER INVESTMENTS
14702-14709	0-2,9	OTHER INVESTMENTS	A024	OTHER INVESTMENTS
1471x	0-2,9	OTHER INVESTMENTS	A024	OTHER INVESTMENTS
1472x	0-2,9	OTHER INVESTMENTS	A024	OTHER INVESTMENTS
1473x	0-2,9	OTHER INVESTMENTS	A024	OTHER INVESTMENTS
1474x	0-2,9	OTHER INVESTMENTS	A024	OTHER INVESTMENTS
1475x	0-2,9	OTHER INVESTMENTS	A024	OTHER INVESTMENTS
1476x	0-2,9	OTHER INVESTMENTS	A024	OTHER INVESTMENTS
1477x	0-2,9	OTHER INVESTMENTS	A024	OTHER INVESTMENTS
1478x	0-2,9	OTHER INVESTMENTS	A024	OTHER INVESTMENTS
14790-14797	0-2,9	OTHER INVESTMENTS	A024	OTHER INVESTMENTS
14798	1, 2, 9	OTHER UNREST INVEST LIQUID	A024	OTHER INVESTMENTS
14799	0-2,9	ADJUST TO FMV - OTHER INVEST UNREST	A028	ADJUST TO FMV - OTHER INVEST UNREST
1510x	ALL	AR - UNIVERSITY CLASSIFICATIONS	A031	ACCOUNTS RECEIVABLE
1511x	0-2,9	AR - FEES	A031	ACCOUNTS RECEIVABLE
1512x	ALL	AR - S&S OF ED DEPARTMENTS	A031	ACCOUNTS RECEIVABLE
1513x	ALL	AR - S&S OF AUXILIARY ENTERPRISES	A031	ACCOUNTS RECEIVABLE
1514x-1519x	ALL	AR - UNIVERSITY CLASSIFICATIONS	A031	ACCOUNTS RECEIVABLE
1530x	ALL	INTEREST & DIVIDENDS REC- UNIVERSITY CLASS	A032	INTEREST & DIVIDENDS RECEIVABLE

GL Code	EF	Description	Exh Code	Description
1531x	ALL	INTEREST ON LOANS RECEIVABLE	A032	INTEREST & DIVIDENDS RECEIVABLE
1532x	ALL	INTEREST ON INVESTMENT - DIVIDENDS	A032	INTEREST & DIVIDENDS RECEIVABLE
1533x-1539x	ALL	INTEREST & DIVIDENDS REC- UNIVERSITY CL	A032	INTEREST & DIVIDENDS RECEIVABLE
154xx	0-3	LOANS & NOTES RECEIVABLE	A061	LOANS AND NOTES RECEIVABLE
15400-15409	0-3	OTHER LOANS AND NOTES RECEIVABLE	A061	LOANS AND NOTES RECEIVABLE
15410	0,1	OTHER LOANS AND NOTES RECEIVABLE	A061	LOANS AND NOTES RECEIVABLE
15410	3	LOANS AND NOTES ISSUED	A061	LOANS AND NOTES RECEIVABLE
15411-15419	0-3	OTHER LOANS AND NOTES RECEIVABLE	A061	LOANS AND NOTES RECEIVABLE
1542x -1548x	0-3	OTHER LOANS AND NOTES RECEIVABLE	A061	LOANS AND NOTES RECEIVABLE
15490 -15498	0-3	OTHER LOANS AND NOTES RECEIVABLE	A061	LOANS AND NOTES RECEIVABLE
15499	0,1	OTHER LOANS AND NOTES RECEIVABLE	A061	LOANS AND NOTES RECEIVABLE
15499	3	LOANS AND NOTES COLLECTED	A061	LOANS AND NOTES RECEIVABLE
155xx	ALL	CONTRACTS & GRANTS RECEIVABLE	A033	CONTRACTS & GRANTS RECEIVABLE
1560x-1564x	0,8	EQUIPMENT LEASE RECEIVABLES CURRENT	A063	LEASE RECEIVABLES CURRENT
1565x-1599x	0,8	SPACE/OTHER LEASE RECEIVABLES CURRENT	A063	LEASE RECEIVABLES CURRENT
157xx	0,8	LEASE RECEIVABLES CU CURRENT	A064	LEASE RECEIVABLES CU CURRENT
1590x	ALL	ALLOW FOR UNCOLL - OTHER UNIVERSITY CLASS	A034	ALLOW FOR UNCOLLECTIBLES
1591x	ALL	ALLOW FOR UNCOLLECTIBLES - FEES	A034	ALLOW FOR UNCOLLECTIBLES
1592x	ALL	ALLOW FOR UNCOLL - SALES & SERV EDUC DEPT	A034	ALLOW FOR UNCOLLECTIBLES
1593x	ALL	ALLOW FOR UNCOLL - SALES & SERV AUX ENTP	A034	ALLOW FOR UNCOLLECTIBLES
1594x	ALL	ALLOW FOR UNCOLL - INTEREST ON LOANS REC	A034	ALLOW FOR UNCOLLECTIBLES
1595x	0,1,3	ALLOW FOR UNCOLL - LOANS & NOTES REC	A062	ALLOW FOR UNCOLLECTIBLES (L&N)
1596x-1599x	ALL	ALLOW FOR UNCOLL - OTHER UNIVERSITY CLASS	A034	ALLOW FOR UNCOLLECTIBLES
161xx	1-9	DUE FROM STATE FUNDS, WITHIN DIVISION	Axxx	NOT TO BE USED IN EXHIBIT
163xx	0-4, 8, 9	DUE FROM OTHER DEPARTMENTS	A042	DUE FROM PRIMARY GOVERNMENT
1630x	5-7	DUE FROM OTHER DEPT - CAPITAL APPROP	A042	DUE FROM PRIMARY GOVERNMENT
1631x	5-7	DUE FROM OTHER DEPT - BOND PROCEEDS	A042	DUE FROM PRIMARY GOVERNMENT
1632x	5-7	DUE FROM OTHER DEPARTMENTS - INTEREST	A042	DUE FROM PRIMARY GOVERNMENT
1633x	5-7	DUE FROM OTHER DEPT - CAP GRNTS & DON	A042	DUE FROM PRIMARY GOVERNMENT
1634x	5-7	DUE FROM OTHER DEPT - OTHER NON-OP REVENUES	A042	DUE FROM PRIMARY GOVERNMENT
164xx	ALL	DUE FROM FEDERAL GOVERNMENT	A031	ACCOUNTS RECEIVABLE
165xx	ALL	DUE FROM OTHER GOVERNMENTAL UNITS	A031	ACCOUNTS RECEIVABLE
167xx	ALL	DUE FROM COMP UNIT/PRIMARY GOVERNMENT	A043	DUE FROM COMPONENT UNITS
168xx	1-9	DUE FROM REVOLVING FUND	Axxx	NOT TO BE USED IN EXHIBIT
169xx	1-9	DUE FROM CLEARING FUND	Axxx	NOT TO BE USED IN EXHIBIT
171xx	ALL	SUPPLY INVENTORY	A051	SUPPLY INVENTORY
172xx	ALL	RESALE INVENTORY	A052	RESALE INVENTORY
191xx	ALL	PREPAID ITEMS	A071	PREPD CHRGS AND OTHR ASSETS
192xx	ALL	DEPOSITS	A072	DEPOSITS
199xx	ALL	OTHER CURRENT ASSETS	A071	PREPAID CHRGS AND OTHR ASSETS
221xx	ALL	RESTRICTED CASH ON HAND	A101	CASH ON HAND - RESTRICTED
222xx	ALL	RESTRICTED CASH IN BANK	A102	CASH IN BANK - RESTRICTED
223xx	ALL	RESTRICTED CASH WITH SBA	A103	CASH WITH SBA - RESTRICTED
226xx	ALL	RESTRICTED INVESTMENTS WITH SBA	A113	INVEST WITH SBA - RESTRICT
22600	ALL	RESTRICTED INVESTMENTS WITH SBA	A113	INVEST WITH SBA - RESTRICT
22601	ALL	SBA RESTRICTED PURCHASE	A113	INVEST WITH SBA - RESTRICT
22602	ALL	RESTRICTED INVESTMENTS WITH SBA	A113	INVEST WITH SBA - RESTRICT
22603	ALL	RESTRICTED INVESTMENTS WITH SBA	A113	INVEST WITH SBA - RESTRICT
22604	ALL	RESTRICTED INVESTMENTS WITH SBA	A113	INVEST WITH SBA - RESTRICT
22605	ALL	RESTRICTED INVESTMENTS WITH SBA	A113	INVEST WITH SBA - RESTRICT

GL Code	EF	Description	Exh Code	Description
22606	ALL	RESTRICTED INVESTMENTS WITH SBA	A113	INVEST WITH SBA - RESTRICT
22607	ALL	RESTRICTED INVESTMENTS WITH SBA	A113	INVEST WITH SBA - RESTRICT
22608	ALL	RESTRICTED INVESTMENTS WITH SBA	A113	INVEST WITH SBA - RESTRICT
22609	ALL	RESTRICTED INVESTMENTS WITH SBA	A113	INVEST WITH SBA - RESTRICT
2261x	ALL	RESTRICTED INVESTMENTS WITH SBA	A113	INVEST WITH SBA - RESTRICT
2262x	ALL	RESTRICTED INVESTMENTS WITH SBA	A113	INVEST WITH SBA - RESTRICT
2263x	ALL	RESTRICTED INVESTMENTS WITH SBA	A113	INVEST WITH SBA - RESTRICT
2264x	ALL	RESTRICTED INVESTMENTS WITH SBA	A113	INVEST WITH SBA - RESTRICT
2265x	ALL	RESTRICTED INVESTMENTS WITH SBA	A113	INVEST WITH SBA - RESTRICT
2266x	ALL	RESTRICTED INVESTMENTS WITH SBA	A113	INVEST WITH SBA - RESTRICT
2267x	ALL	RESTRICTED INVESTMENTS WITH SBA	A113	INVEST WITH SBA - RESTRICT
2268x	ALL	RESTRICTED INVESTMENTS WITH SBA	A113	INVEST WITH SBA - RESTRICT
22690	ALL	RESTRICTED INVESTMENTS WITH SBA	A113	INVEST WITH SBA - RESTRICT
22691	ALL	RESTRICTED INVESTMENTS WITH SBA	A113	INVEST WITH SBA - RESTRICT
22692	ALL	RESTRICTED INVESTMENTS WITH SBA	A113	INVEST WITH SBA - RESTRICT
22693	ALL	RESTRICTED INVESTMENTS WITH SBA	A113	INVEST WITH SBA - RESTRICT
22694	ALL	RESTRICTED INVESTMENTS WITH SBA	A113	INVEST WITH SBA - RESTRICT
22695	ALL	RESTRICTED INVESTMENTS WITH SBA	A113	INVEST WITH SBA - RESTRICT
22696	ALL	RESTRICTED INVESTMENTS WITH SBA	A113	INVEST WITH SBA - RESTRICT
22697	ALL	RESTRICTED INVESTMENTS WITH SBA	A113	INVEST WITH SBA - RESTRICT
22698	ALL	RESTRICTED INVESTMENTS WITH SBA	A113	INVEST WITH SBA - RESTRICT
22699	ALL	RESTRICTED INVESTMENTS WITH SBA	A113	INVEST WITH SBA - RESTRICT
227xx	ALL	RESTRICTED OTHER INVESTMENTS	A114	OTHER INVESTMENTS RESTRICT
2270x	ALL	RESTRICTED OTHER INVESTMENTS	A114	OTHER INVESTS RESTRICT
2271x	ALL	RESTRICTED OTHER INVESTMENTS	A114	OTHER INVESTS RESTRICT
227xx	ALL	RESTRICTED OTHER INVESTMENTS	A114	OTHER INVESTS RESTRICT
235xx	1,2	DEFERRED OUTFLOWS OF FRS RESOURCES	A265	DEF OUTFLOWS OF PENSION REST
236xx	1,2	DEFERRED OUTFLOWS OF HIS RESOURCES	A265	DEF OUTFLOWS OF PENSION REST
238xx	1	DEFERRED OUTFLOWS OF OPEB	A266	DEF OUTFLOWS OF PENSION REST
239xx	0,8	DEFERRED OUTFLOWS – ASSET RETIREMENT OBLIGATION	A267	DEF OUTFLOWS- ARO
241xx	ALL	DEFERRED OUTFLOWS – OTHER	A268	DEF OUTFLOWS- OTHER
2420x-2424x	0,8	DEFERRED OUTFLOWS EQUIPMENT LEASES	A271	DEFERRED OUTFLOWS LEASES
2425x -2428x	0,8	DEFERRED OUTFLOWS BUILDINGS/OTHER LEASES	A271	DEFERRED OUTFLOWS LEASES
24299	0,3-9	ADJUST TO FMV- SBA REST	A117	ADJUST TO FMV SPIA/SBA - REST
24399	0,3-9	ADJUST TO FMV - SPIA REST	A117	ADJUST TO FMV SPIA/SBA - REST
246xx	ALL	DEBT INVESTMENT WITH COLLATERAL SECURITIES	A114	OTHER INVESTMENTS – RESTRICTED
2470x-2478x	ALL	OTHER INVESTMENTS	A114	OTHER INVESTMENTS - RESTRICTED
24790-24798	ALL	OTHER INVESTMENTS	A114	OTHER INVESTMENTS - RESTRICTED
24799	0,3-9	ADJUST TO FMV – OTHER INVESTMENTS REST	A118	ADJUST TO FMV OTHER INVEST - REST
248xx	ALL	UNAMORTIZED PREMIUMS ON INVESTMENTS	A114	OTHER INVESTMENTS - RESTRICTED
249xx	ALL	UNAMORTIZED DISCOUNTS ON INVESTMENTS	A114	OTHER INVESTMENTS - RESTRICTED
251xx	1-9	ADVANCES TO OTHER FUNDS BETWEEN DEPTS	A131	PREPAID CHARGES & OTHER ASSETS
2520x-2528x	ALL	PREPAID CHARGES & OTHER ASSETS	A131	PREPAID CHARGES & OTHER ASSETS
2529x	ALL	PREPAID – SBITA	A131	PREPAID CHARGES & OTHER ASSETS
253xx	0,8	ACCM DECREASE FV HEDGING DERIV	A261	ACCUM DECREASE IN FV HEDG DERIV
2540x	0,1,3	OTHER LOANS & NOTES REC	A121	LOANS AND NOTES RECEIVABLE
2541x	0,1,3	OTHER LOANS & NOTES REC	A121	LOANS AND NOTES RECEIVABLE
2542x	0,1,3	OTHER LOANS & NOTES REC	A121	LOANS AND NOTES RECEIVABLE
254xx	0,1,3	OTHER LOANS & NOTES REC	A121	LOANS AND NOTES RECEIVABLE
25400-25409	0,1,3	OTHER LOANS AND NOTES RECEIVABLE	A121	OTHER LOANS AND NOTES RECEIVABLE

GL Code	EF	Description	Exh Code	Description
25410	0,1	OTHER LOANS AND NOTES RECEIVABLE	A121	OTHER LOANS AND NOTES RECEIVABLE
25410	3	OTHER LOANS AND NOTES ISSUED	A121	OTHER LOANS AND NOTES RECEIVABLE
25411–25419	0-3	OTHER LOANS AND NOTES RECEIVABLE	A121	OTHER LOANS AND NOTES RECEIVABLE
2542x–2547x	0-3	OTHER LOANS AND NOTES RECEIVABLE	A121	OTHER LOANS AND NOTES RECEIVABLE
25480-25484	0,8	Equipment Lease Receivables Noncurrent	A123	Lease Receivables Noncurrent
25485-25489	0,8	Space/Other Lease Receivables Noncurrent	A123	Lease Receivables Noncurrent
25490–25498	0-3	OTHER LOANS AND NOTES RECEIVABLE	A121	OTHER LOANS AND NOTES RECEIVABLE
25499	0,1	OTHER LOANS AND NOTES RECEIVABLE	A121	OTHER LOANS AND NOTES RECEIVABLE
25499	3	OTHER LOANS AND NOTES COLLECTED	A121	OTHER LOANS AND NOTES RECEIVABLE
255xx	ALL	NET INVESTMENT IN DIRECT FINANCING LEASES	A132	NET INVEST IN DIRECT FIN LEASES
256xx	ALL	DEFERRED LOSS ON BOND DEBT REFUNDING	A263	DEFERRED LOSS ON DEBT REFNDING
257xx	ALL	ADVANCES TO OTHER FUNDS	A133	DUE FROM CMP UNIT-DPT NONCURRENT
258xx	ALL	ADVANCES TO COMP UNITS	A131	PREPAID CHARGES & OTHER ASSETS
2590x-2598x	0-3	ALLOW FOR UNCOLLECTIBLES	A122	ALLOW FOR UNCOLLECTIBLES
2599x	0,8	ALLOW FOR UNCOLLECTABLES – LEASE RECEIVABLE	A124	ALLOW FOR UNCOLLECTA LEASE -NC
260xx	0,8	LEASE RECEIVABLE CU - NONCURRENT	A125	LEASE RECEIVABLE CU - NONCURRENT
261xx	0,8	ALLOW FOR UNCOLLECTABLES CU – LEASE RECEIVABLE	A126	ALLOW FOR UNCOLLECTA LEASE CU -NC
264xx	0,8	WORKS OF ART & HISTORICAL TREASURES - DEP	A216	WORKS OF ART & HIST TREAS – DEP
265xx	0,8	ACCUMULATED DEP -WORKS OF ART & HIST TREAS	A218	ACCUMULATED DEPRECIATION
266xx	0,8	WORKS OF ART & HISTORICAL TREASURES - NON-DEP	A223	WORKS OF ART & HIST TRS-NONDEP
267xx	0,8	LEASEHOLD IMPROVEMENTS	A215	LEASEHOLD IMPROVEMENTS
268xx	0,8	ACCUM DEPRECIATION - LEASEHOLD IMPROVEMENTS	A218	ACCUM-DEPRECIATION LEASEHOLD IMP
271xx	0,8	LAND	A221	LAND
272xx	0,8	BUILDINGS	A211	BUILDINGS
273xx	0,8	ACCUMULATED DEPRECIATION - BUILDINGS	A218	ACCUMULATED DEPRECIATION
274xx	0,8	INFRASTRUCTURE AND OTHER IMPROVEMENTS	A212	INFRASTRUCTURE AND OTH IMPROV
275xx	0,8	ACC DEP - INFRASTRUCTURE & OTH IMPROVEMENTS	A218	ACCUMULATED DEPRECIATION
276xx	0,8	FURNITURE AND EQUIPMENT	A213	FURNITURE AND EQUIPMENT
277xx	0,8	ACCUMULATED DEP - FURNITURE & EQUIPMENT	A218	ACCUMULATED DEPRECIATION
278xx	0,8	CONSTRUCTION - WORK IN PROGRESS	A222	CONSTRUCT - WORK IN PROGRESS
282xx	0,8	LIBRARY RESOURCES	A214	LIBRARY RESOURCES
283xx	0,8	ACCUMULATED DEPRECIATION - LIBRARY RESOURCES	A218	ACCUMULATED DEPRECIATION
284xx	0,8	RIGHT TO USE SPACE/OTHER LEASES	A215	RIGHT TO USE LEASES
285xx	0,8	ACCUM AMORT - RIGHT TO USE SPACE/OTHER LEASES	A218	ACCUMULATED DEPRECIATION
2860x-2864x	0,8	RIGHT TO USE EQUIPMENT LEASES	A233	RIGHT TO USE EQUIPMENT LEASES
2865x-2869x	0,8	SBITA ASSET	A235	SBITA ASSET
2870x-2874x	0,8	ACCUM AMORT - RIGHT TO USE SPACE/OTHER LEASES	A234	ACCUM AMORT RIGHT TO USE EQUIP LEASES
2875x-2879x	0,8	ACCUM AMORT – SBITA	A236	ACCUM AMORT SBITA
288xx	0,8	OTHER CAPITAL ASSETS	A217	CMPTR SOFTWARE & OTH CAP ASSETS
289xx	0,8	ACCUMULATED DEPRECIATED - OTHER CAP ASSET	A218	ACCUMULATED DEPRECIATION
299xx	ALL	OTHER NONCURRENT ASSETS	A134	OTHER NONCURRENT ASSETS
311xx	ALL	ACCOUNTS PAYABLE	A311	ACCOUNTS PAYABLE
313xx	0,1, 5, 6, 7	CONSTRUCTION CONTRACTS PAYABLE	A312	CONSTRUCT CONTRACTS PAYABLE
314xx	1,2	TEMPORARY CASH OVERDRAFT	A314	TEMPORARY CASH OVERDRAFT
321xx	ALL	ACCRUED SALARIES & WAGES	A313	ACCRUED SALARIES & WAGES
324xx	ALL	ACCRUED INSURANCE CLAIMS	A345	ACCRUED SELF-INS CLAIMS – CURR
329xx	ALL	ACCRUED INTEREST PAYABLE	A361	OTHER CURRENT LIABILITIES
3310x	ALL	DEPOSITS PAY - OTHER UNIVERSITY CLASSIFICATIONS	A315	DEPOSITS PAYABLE

GL Code	EF	Description	Exh Code	Description
3311x	1	DEPOSITS PAYABLE - AUXILIARY ENTERPRISES	A315	DEPOSITS PAYABLE
3312x-3319x	ALL	DEPOSITS PAY - OTHER UNIVERSITY CLASSIFICATIONS	A315	DEPOSITS PAYABLE
351xx	1-9	DUE TO STATE FUNDS, WITHIN DIVISION	AXXX	NOT TO BE USED IN EXHIBIT
353xx	5-7,9	DUE TO OTHER DEPARTMENTS	A322	DUE TO PRIMARY GOV
354xx	ALL	DUE TO FEDERAL GOVERNMENT	A311	ACCOUNTS PAYABLE
355xx	ALL	DUE TO OTHER GOVERNMENT UNITS	A311	ACCOUNTS PAYABLE
357xx	ALL	DUE TO COMPONENT UNIT/PRIMARY GOVERNMENT	A323	DUE TO COMPONENT UNITS
358xx	1-9	DUE TO REVOLVING FUND	AXXX	NOT TO BE USED IN EXHIBIT
359xx	1-9	DUE TO CLEARING FUND	AXXX	NOT TO BE USED IN EXHIBIT
3610x-3618x	ALL	MATURED BONDS PAYABLE	A341	BONDS & REV CERT PAY – CURRENT
3619x	ALL	MATURED BONDS PAYABLE	A348	CAP IMPROV DEBT PAY - CURRENT
362xx	ALL	MATURED REV CERTIFICATES OUTSTANDING	A341	BONDS & REV CERT PAY – CURRENT
3630x-3638x	ALL	UNAMORTIZED PREMIUMS ON BONDS PAYABLE	A341	BONDS & REV CERT PAY – CURRENT
3639x	ALL	UNAMORTIZED PREMIUMS ON CAPITAL IMPRV DEBT	A348	CAP IMPROVEMENTS DEBT PAY –CUR
3640x-3648x	ALL	UNAMORTIZED DISCOUNTS ON BONDS PAYABLE	A341	BONDS & REV CERT PAYABLE – CUR
3649x	ALL	UNAMORTIZED DISCOUNTS ON CAPITAL IMPRVT DEBT	A348	CAP IMPROVEMENTS DEBT PAY –CUR
3659x	ALL	CAP IMPROVEMENT DEBT PAYABLE - CURRENT	A348	CAP IMPROV DEBT PAY –CURR
366xx	ALL	UNAMORTIZED PREMIUM/ DISCOUNT ON COP	A341	BONDS & REV CERT PAY - CURR
367xx	ALL	ADV FROM PRIM – DIRECT BORROWINGS/PLACEMENTS	A348	CAP IMPROVEMENT DEBT PAYABLE - CUR
369xx	ALL	MATURED INTEREST PAYABLE	A361	OTHER CURRENT LIABILITIES
371xx	ALL	CURRENT BONDS PAYABLE	A341	BONDS & REV CERT PAY - CURR
372xx	ALL	CURRENT REV CERT PAYABLE	A341	BONDS & REV CERT PAY - CURR
373xx	ALL	BONDS PAYABLE FROM RESTRICTED ASSETS – CUR	A341	BONDS & REV CERT PAY - CURR
374xx	ALL	BONDS PAYABLE - DIRECT BORROWINGS/PLACEMENTS	A341	BONDS & REV CERT PAY - CURR
375xx	ALL	CoP – DIRECT BORROWINGS/PLACEMENTS	A341	BONDS & REV CERT PAY - CURR
376xx	ALL	INSTALLMENT PURCHASE CONTRACTS – DB/DP	A343	INSTALLMENT PURCHASE NOTES PAYABLE
377xx	ALL	LEASE LIABILITIES – DIRECT BORROWINGS/PLACEMENTS	A344	RIGHT TO USE LEASES CURRENT
378xx	ALL	OTHER LIABILITIES, CURRENT – DIRECT B/P	A361	OTHER CURRENT LIABILITIES
379xx	ALL	CURRENT ACCRUED INTEREST	A361	OTHER CURRENT LIABILITIES
381xx	ALL	BONDS PAYABLE FROM RESTRICTED ASSETS – DB/DP	A341	BONDS & REV CERT PAY - CURR
3840x	ALL	REV REC IN ADVANCE-CURRENT	A349	REV REC IN ADV-CUR
3841x	ALL	REV REC IN ADVANCE- CUR FEES	A349	REV REC IN ADV-CUR
3842x	ALL	REV REC IN ADVANCE - AUXILIARIES	A349	REV REC IN ADV-CUR
3843x	ALL	REV REC IN ADVANCE-CURR C&G	A349	REV REC IN ADV-CUR
3844x-3849x	ALL	REV REC IN ADVANCE-CURRENT	A349	REV REC IN ADV-CUR
385xx	ALL	INSTALLMENT PURCHASE CONTRACTS	A343	INSTALLMENT PUR NOTES PAY-CUR
386xx	ALL	CURRENT COMP ABSENCES	A346	CURRENT COMP ABS LIAB
3870x -3872x	0,8	RIGHT TO USE EQUIPMENT LEASES CURRENT	A344	RIGHT TO USE LEASES - CURRENT
3873x -3876x	0,8	RIGHT TO USE SPACE/OTHER LEASES CURRENT	A344	RIGHT TO USE LEASES - CURRENT
3877x -3878x	0,8	RIGHT TO USE LEASES CU CURRENT	A354	RIGHT TO USE LEASES CU CURRENT
38790 -38794	0,8	SBITA LIABILITY - CURRENT	A355	SBITA LIABILITY - CURRENT
388xx	1	OPEB LIABILITY – CURRENT	A347	PST EMP HLTH CARE BEN PAY-CUR
3890x	ALL	UNEARNED REVENUE - OTHER UNIV CLASSIFICATIONS	A331	UNEARNED REVENUES
3891x	ALL	UNEARNED REVENUE - FEES	A331	UNEARNED REVENUES
3892x	ALL	UNEARNED REVENUE - AUXILIARIES	A331	UNEARNED REVENUES
3893x	ALL	UNEARNED REVENUE -C&G	A331	UNEARNED REVENUES
3894x-3899x	ALL	UNEARNED REVENUE – OTHER UNIV CLASSIFICATIONS	A331	UNEARNED REVENUES
394xx	1,2	FRS CURRENT PORTION OF LT LIABILITY	A353	FRS CURRENT PORTION OF LTL
395xx	1,2	HIS CURRENT PORTION OF LT LIABILITY	A352	HIS CURRENT PORTION OF LTL

GL Code	EF	Description	Exh Code	Description
396xx	ALL	ASSET RETIREMENT OBLIGATIONS – CURRENT	A351	ASSET RETIRE OBLIGATIONS – CURRENT
3990x	ALL	OTHER CURRENT LIABILITY - OTHER UNIV CLASS	A361	OTHER CURRENT LIABILITIES
3991x	ALL	LOANS & NOTES PAYABLE	A342	LOANS & NOTES PAYABLE - CURR
3992x-3999x	ALL	OTHER CURRENT LIABILITY - OTHER UNIV CLASS	A361	OTHER CURRENT LIABILITIES
431xx	ALL	COP DIRECT BORROWINGS/PLACEMENTS	A431	BONDS AND REV CERT PAY - NC
432xx	ALL	LEASE LIABILITIES – DB/DP – NC	A434	RIGHT TO USE LEASES – NC
433xx	ALL	INSTALLMENT PURCH CONTRACTS – DB/DP	A433	INSTALLMENT PURCHASES NOTES PAYABLE
445xx	ALL	BONDS PAYABLE FROM RESTRICTED ASSET – NC	A431	BONDS AND REVENUE CERTIFICATES PAYABLE
447xx	ALL	BONDS PAYABLE – DIRECT BORROWINGS/PLACEMENTS	A431	BONDS AND REVENUE CERTIFICATES PAYABLE
451xx	1-9	ADVANCES FROM OTHER FUNDS BETWEEN DEPTS	A411	ADVANCES FROM OTHER FUNDS
453xx	0,8	ACCUM INCREASE IN FV HEDGING DERIVATIVES	A461	ACCUM INCREASE FV HEDGE DERIV
457xx	ALL	ADVANCES FROM FUNDS WITHIN THE DEPARTMENT	A438	DUE TO COMP UNIT - NONCURRENT
459xx	ALL	ADVANCES FROM PRIMARY – DB/DP	A448	CAPITAL IMPROVEMENT DEC PAYABLE - NC
4610x-4618x	ALL	BONDS PAYABLE	A431	BND & RV CERT PAYBLE - NONCURRENT
4619x	ALL	BONDS PAYABLE	A448	CAP IMPRV DEBT PAY - NONCURRENT
462xx	ALL	REV CERTIFICATES OUTSTANDING	A431	BND & REV CERT PAYABLE
4630x-4638x	ALL	UNAMORTIZED PREMIUMS ON BONDS PAYABLE	A431	BND & REV CERT PAY - NONCURRENT
4639x	ALL	UNAMORTIZED PREMIUMS ON CAPITAL IMPRV DEBT	A448	CAP IMPRV DEBT PAYABLE-NONCURRENT
4640x-4648x	ALL	UNAMORTIZED DISCOUNTS ON BONDS PAYABLE	A431	BND & REV CERT PAY-NONCURRENT
4649x	ALL	UNAMORTIZED DISCOUNTS ON CAPITAL IMPROV DEBT	A448	CAP IMPROV DEBT PAY – NONCURRENT
4650x-4657x	ALL	DEFERRED GAIN ON BOND DEBT REFUNDING	A463	DEFERRED GAIN ON BOND DEBT
4658x	ALL	DEFERRED GAIN ON CoP DEBT REFUNDING	A464	DEFERRED GAIN ON CoP DEBT
4659x	ALL	AMOUNT DFRD ON REFUNDING CAPITAL IMPRV DEBT	A448	CAP IMPROV DEBT PAY – NONCURRENT
466xx	ALL	UNAMORTIZED PREMIUM/ DISCOUNT - COP	A431	BND & REV CERT PAY - NONCURRENT
467xx	ALL	AMOUNT DEFERRED ON REFUNDING - COP	A431	BND & REV CERT PAY - NONCURRENT
468xx	ALL	BONDS PAYABLE FROM RESTR ASSETS NC– DB/DP	A431	BONDS AND REVENUE CERTIFICATES PAYABLE
469xx	ALL	ACCRUED INTEREST	A437	OTHER NONCURRENT LIABILITIES
477xx	1,2	DEFERRED INFLOWS – FRS	A465	DEFERRED INFLOWS OF PENSION RES
478xx	1,2	DEFERRED INFLOWS – HIS	A465	DEFERRED INFLOWS OF PENSION RES
481xx	1	DEFERRED INFLOWS – IRREV SPLIT-INTEREST AGREE	A467	DEF INFLOWS – IRREV SPLIT-INTER AGREE
482xx	1	DEFERRED INFLOWS -OPEB	A466	DEF INFLOWS – OPEB
4830x-4832x	0,8	DEFERRED INFLOWS EQUIPMENT LEASES	A471	DEFERRED INFLOWS LEASES
4833x-4834x	0,8	DEFERRED INFLOWS SPACE/OTHER LEASES	A471	DEFERRED INFLOWS LEASES
4835x- 4839x	0,8	DEFERRED INFLOWS – OTHER	A468	DEFERRED INFLOWS – OTHER
484xx	ALL	ASSET RETIREMENT OBLIGATIONS- NONCURRENT	A443	ASSET RETIRE OBLIGATIONS- NONCURRENT
485xx	ALL	INSTALLMENT PURCHASES CONTRACTS	A433	INSTALL PURCH NOTE PAY-NONCURRENT
486xx	ALL	COMP ABSENCES LIABILITY	A436	COMP Abs LIAB - NONCURRENT
4870x -4872x	0,8	RIGHT To Use EQUIPMENT LEASES NONCURRENT	A434	RIGHT To Use LEASES - NONCURRENT
4873x -4876x	0,8	RIGHT To Use SPACE/OTHER LEASES NONCURRENT	A434	RIGHT To Use LEASES - NONCURRENT
4877x -4878x	0,8	RIGHT To Use LEASES CU NONCURRENT	A439	RIGHT To Use LEASES CU- NONCURRENT
48790 -48794	0,8	SBITA LIABILITY - NONCURRENT	A444	SBITA LIABILITY - NONCURRENT
488xx	1	OPEB LIABILITY – NONCURRENT	A441	POST EMP HLTH BNFIT PAY-NONCURRENT
4890x	ALL	UNEARNED REVENUE – NC OTHER UNIV CLASS	A442	REVENUES RECEIVED IN ADVANCE –
4891x	ALL	UNEARNED REVENUE - NC OTHER UNIV CLASS	A442	REVENUES RECEIVED IN ADVANCE-NC
4892x	ALL	UNEARNED REVENUE - NC OTHER UNIV CLASS	A442	REVENUES RECEIVED IN ADVANCE-NC
4893x	ALL	UNEARNED REVENUE -C&G	A442	REVENUES RECEIVED IN ADVANCE-NC
4894x-4899x	ALL	UNEARNED REVENUE – OTHER UNIV CLASSIFICATIONS	A442	REVENUES RECEIVED IN ADVANCE-NC
490xx	ALL	OTHER LT LIABILITIES – DB.DP	A437	OTHER NONCURRENT LIABILITY

GL Code	EF	Description	Exh Code	Description
4991x	ALL	OTHER LT LIABILITIES	A432	LOANS & NOTES PAY - NONCURRENT
4992x-4999x	ALL	OTHER LT LIABILITIES - OTHER UNIV CLASS	A437	OTHER NONCURRENT LIABILITIES
494xx	1,2	PENSION LIABILITY – FRS	A445	PENSION LIABILITIES
495xx	1,2	PENSION LIABILITY - HIS	A445	PENSION LIABILITIES
498xx	ALL	LONG-TERM INSURANCE LIABILITY	A435	ACCR SELF-INS CLAIMS - NONCURRENT
511xx	1-8	CONTRIBUTED CAPITAL	B800	TOTAL NET POSITION - BEG
521xx	1-8	INVEST IN GEN FIXED ASSETS	B800	TOTAL NET POSITION - BEG
528xx	1-8	GEN FIXED ASSETS - DONATIONS	B800	TOTAL NET POSITION - BEG
539xx	1-8	NET POSITION UNRESTRICTED	B800	TOTAL NET POSITION - BEG
542xx	ALL	PRIOR PERIOD ADJ TO NET POSITION	B850	ADJUST TO BEG NET POSITION
549xx	1-9	FUND BALANCE UNRESERVED	B800	TOTAL NET POSITION - BEG
549xx	0	FUND BALANCE UNRESERVED	A530	UNRESTRICTED NET POSITION
551xx	1-9	RESERVE FOR ENCUMBRANCES	AXXX	NOT TO BE USED IN EXHIBIT
559xx	ALL	OTHER FUND BAL RESERVED	B800	TOTAL NET POSITION - BEG
5601x	8	NET POSITION	A510	INV IN CAP ASSETS, NET OF DEBT
5602x	4	NET POSITION	A521	ENDOWMENT
5603x	7	NET POSITION	A522	DEBT SERVICE
5604x	3	NET POSITION	A523	LOANS
5605x	5, 6	NET POSITION	A524	CAPITAL PROJECTS
5606x	2	NET POSITION	A525	OTHER RESTRICTED
5607x	1	NET POSITION	A530	UNRESTRICTED
5608x	0,4	NET POSITION	A526	ENDOWMENT
561xx	1-8	RESTRICTED NET POSITION	B800	TOTAL NET POSITION - BEGINNING
5611x	8	INVESTMENTS IN CAP ASSETS NET OF DEBT	B800	TOTAL NET POSITION - BEGINNING
5611x	0	INVESTMENTS IN CAP ASSETS NET OF DEBT	A510	INVEST IN CAP ASSETS, NET OF DEBT
562xx	1-8	EXPENDABLE RET NET POSITION	B800	TOTAL NET POSITION - BEGINNING
5621x	3	EXPEND REST NET POSITION - LOANS	B800	TOTAL NET POSITION - BEGINNING
5621x	0	EXPEND REST NET POSITION - LOANS	A523	RESTRICT NET POSITION - LOANS
5622x	5, 6	EXPEND REST NET POSITION - CAPITAL PROJECTS	B800	TOTAL NET POSITION - BEGINNING
5622x	0	EXPEND REST NET POSITION - CAPITAL PROJECTS	A524	REST NET POST – CAP PROJECTS
5623x	0	EXPEND RESTRICTED NET POSITION - OTHER	A525	RESTRICT NET POSITION - OTHER
5623x	2	EXPEND REST NET POSITION - OTHER	B800	TOTAL NET POSITION – BEGINNING
563xx	1-8	NON-EXPEND RET NET POSITION	B800	TOTAL NET POSITION – BEG
563xx	0	NON-EXPEND RET NET POSITION	A521	RESTRICTED NET POSITION–ENDOW
564xx	7	DEBT TO ACQUIRE GFA	B800	TOTAL NET POSITION - BEG
564xx	0	DEBT TO ACQUIRE GFA	A522	RESTR NET POSITION-DEBT SVCS
611xx	1, 9	TAXES	A311	ACCOUNTS PAYABLE
613xx	1, 2, 3	FEES, CHARGES, COMMISSIONS	B105	STUDENT TUITION & FEES AND SALES
613xx	5-8	FEES, CHARGES, COMMISSIONS AND SALES	B620	FEES FOR CAPITAL PROJECTS
613xx	0	FEES, CHARGES, COMMISSIONS AND SALES	B132	HOSPITAL REVENUES
614xx	0	GRANTS AND DONATIONS	B134	GIFTS AND DONATIONS
6141x	1, 2, 3	FEDERAL GRANTS AND DONATIONS	B110	FEDERAL GRANTS & CONTRACTS
6142x	1, 2, 3	STATE & LOCAL GRANTS & DONATIONS	B115	ST & LOCAL GRNTS & CONTRACTS
6143x	1, 2, 3	NONGOVERNMENTAL GRANTS AND DONATIONS	B120	NONGOVERN GRANTS & CNTRCTS
615xx	0-8	INTEREST AND DIVIDENDS	B410	INVESTMENT INCOME
615xx	9	INTEREST AND DIVIDENDS	A315	DEPOSITS PAYABLE
616xx	1, 2, 3	FINES, FORFEITS, JUDGEMENTS & SETTLEMENTS	B140	OTHER OPERATING REVENUE
619xx	0-3	OTHER REVENUES	B140	OTHER OPERATING REVENUE
621xx	0,1,5-8	CAPITAL GRANTS & DONATIONS	B615	CAP GRANTS, CNTRCTS & DONATNS

GL Code	EF	Description	Exh Code	Description
622XX	1-7	SALE OF FIXED ASSETS	C306	PROCDs FROM SALE OF CAP ASSETS
631XX	1, 2, 3	RELEASED GR APPROPRIATIONS	B405	STATE APPROPRIATIONS
631XX	5-8	RELEASED GR APPROPRIATIONS	B610	CAPITAL APPROPRIATIONS
632XX	2	RELEASED ARRA APPROPRIATIONS	B407	ST APPR AMER RCVR & RNVST ACT
635XX	1, 2, 3	REVERSION OF APPROPRIATIONS, 6/30	B405	STATE APPROPRIATIONS
636XX	1, 2, 3	REVERSION OF APPROPRIATIONS, 12/31	B405	STATE APPROPRIATIONS
637XX	5-8	OTHER REVERSION, FCO	B610	CAPITAL APPROPRIATIONS
652XX	1-8	PROPERTY TRANSFERS IN WITHIN AGENCY	BXXX	NOT TO BE USED IN EXHIBIT
655XX	1-9	FED FDS TRANSFERS IN WITHIN AGENCY	BXXX	NOT TO BE USED IN EXHIBIT
656XX	1, 2, 3	FED FDS TRANSFERS FROM OTH AGENCIES	B140	OTHER OPERATING REVENUES
656XX	4-8	FED FDS TRANSFERS FROM OTH AGENCIES	B419	OTHER NON-OPERATING REVENUES
6570x-6579x	0-8	TRANSFERS IN FROM WITHIN AGENCY (UNIVERSITY)	BXXX	NOT TO BE USED IN EXHIBIT
659XX	1, 2, 3	TRANSFERS IN FROM OTHER AGENCIES	B140	OTHER OPERATING REVENUES
659XX	4-8	TRANSFERS IN FROM OTHER AGENCIES	B419	OTHER NON-OPERATING REVENUES
662XX	3	INTEREST ON LOANS	B135	INTEREST ON LOANS RECEIVABLES
668XX	0-2,8	LEASE REVENUE	B419	OTHER NON-OPERATING REVENUE
6710x	1, 2, 3	OTHER UNIV CLASSIFICATIONS- SALES & SRV-STATE	B140	OTHER OPERATING REVENUE
6711x	1, 2	SALES & SERVICES OF EDUC DEPARTMENTS (STATE)	B125	SALES & SERVICES OF EDUC DEPTS
6712x	1	SALES & SERVICES OF AUX ENTERPRISES (STATE)	B130	SALES & SVCS OF AUX ENTERPRISES
6713x-6719x	1, 2, 3	OTHER UNIV CLASS – SALES & SERVICES - STATE	B140	OTHER OPERATING REVENUE
6720x	1, 2, 3	OTHER UNIV CLASS - SALES & SERV - NON-STATE	B140	OTHER OPERATING REVENUE
672XX	0	SALES & SERVICES - NON-STATE	B131	SALES & SERVICES OF COMP UNITS
6721x	1, 2	SALES & SERVICES OF ED DEPTS (NON-STATE)	B125	SALES & SERV OF EDUC DEPART
6722x	1	SALES & SERV OF AUX ENTERPRISES (NON-STATE)	B130	SALES & SERVICES OF AUX ENT
6723x-6729x	1, 2, 3	OTHER UNIV CLASS - SALES & SERV - NON-STATE	B140	OTHER OPERATING REVENUE
674XX	0	RENTS - STATE	B133	ROYALTIES & LICENSING FEES
6740x	1, 2, 3	RENTS - STATE	B140	OTHER OPERATING REVENUE
6741x	1	RENTS – STATE – AUXILIARY ENTERPRISES	B130	SALES & SVCS OF AUX ENTERPRISES
6742x-6749x	1, 2, 3	RENTS - STATE	B140	OTHER OPERATING REVENUE
6750x	1, 2, 3	RENTS & ROYALTIES – NON-STATE	B140	OTHER OPERATING REVENUE
6751x	1	RENTS - NON-STATE – AUXILIARY ENTERPRISES	B130	SALES & SVCS OF AUX ENTERPRISES
6752x-6759x	1, 2, 3	RENTS & ROYALTIES - NON-STATE	B140	OTHER OPERATING REVENUE
677XX	0-8	GAIN ON SALE OF INVESTMENTS	B410	INVESTMENT INCOME
677XX	9	GAIN ON SALE OF INVESTMENTS	A315	DEPOSITS PAYABLE
678XX	0-8	LOSS ON SALE OF INVESTMENTS	B410	INVESTMENT INCOME
678XX	9	LOSS ON SALE OF INVESTMENTS	A315	DEPOSITS PAYABLE
679XX	0	OTHER OPERATING REVENUE	B140	OTHER OPERATING REVENUE
6790x	1, 2, 3	OTHER OPERATING REVENUE	B140	OTHER OPERATING REVENUE
6791x	1	OTHER OPERATING REVENUE - AUX ENTERPRISES	B130	SALES & SVCS OF AUX ENTERPRISES
6791x	0	OTHER OPERATING REVENUE - AUX ENTERPRISES	B140	OTHER OPERATING REVENUE
6792x-6799x	1, 2, 3	OTHER OPERATING REVENUE	B140	OTHER OPERATING REVENUE
682XX	4-8	FINES AND FORFEITURES	B419	OTHER NON-OPERATING REVENUE
6830x-6838x	0-2	NON-CAP CONTRACTS, GRANTS & DONATIONS	B406	FED & STATE STUDENT FINCL AID
6839x	0-2	NON-CAP CONTRACTS, GRANTS & DONATIONS	B408	NONCAP GRANTS, CONTRTS & GIF
684XX	1-8	RENTS - STATE	B419	OTHER NON-OPERATING REVENUE
685XX	1-8	RENTS & ROYALTIES – NON-STATE	B419	OTHER NON-OPERATING REVENUE
686XX	0-8	INTEREST	B410	INVESTMENT INCOME
686XX	9	INTEREST	A315	DEPOSITS PAYABLE
687XX	0,1,5-8	CAPITAL GRANTS & DONATIONS	B615	CAPITAL GRANTS & CONTRACTS

GL CODE	EF	DESCRIPTION	EXH CODE	DESCRIPTION
6885x	0-2	PRINCIPAL RECEIVED ON RIGHT OF USE LEASES	C311	PRIN REC ON LEASES
6885x	8	PRINCIPAL RECEIVED ON RIGHT OF USE LEASES	CXXX	
6890x-6898x	0-8	OTHER NON-OPERATING REV	B419	OTHER NON-OPERATING REV
68991-68998	ALL	OTHER NON-OPERATING REV	B419	OTHER NON-OPERATING REV
68999	0-8	FEDERAL DIRECT LOAN PROGRAM RECEIPTS	B419	OTHER NON-OPERATING REV
689xx	9	OTHER NON-OPERATING REV	A315	DEPOSITS PAYABLE
68900-68998	9	OTHER NON-OPERATING REV	A315	DEPOSITS PAYABLE
68999	9	FED DIRECT LOAN PROGRAM RECEIPTS	A315	DEPOSITS PAYABLE
6910x-6918x	1-7	BOND PROCEEDS	A431	BONDS & REV CERT PAY - NONCURRENT
6919x	1-7	BOND PROCEEDS	A448	CAP IMPROV DEBT PAY - NONCURRENT
693xx **	1-7	INSTALL PURCHASE NOTE PROCEEDS	A433	INSTALL PUR NOTES PAY - NONCURRENT
694xx **	1-7	CAPITAL LEASE INCEPTIONS	A434	CAPITAL LEASES - NONCURRENT
694xx	0-7	RIGHT TO USE LEASES INCEPTIONS	A434	RIGHT TO USE LEASES - NONCURRENT
695xx **	1-7	PROCEEDS OF REFUNDING BONDS	A431	BONDS & REV CERT PAY - NONCURRENT
697xx	0-2	INTEREST RECEIVED ON RIGHT TO USE LEASES	B419	OTHER NON-OPERATING REVENUE
699xx	4, 0	OTHER NON-REVENUE RECEIPTS	B605	ADDS TO PERMANENT ENDOW
7110x	0-3,5,6	OPERATING EXPENSES - OTHER UNIV CLASS	B210	SERVICES AND SUPPLIES
7111x	0-2,5,6	UTILITIES	B215	UTILITIES
7112x-7119x	0-2,5,6	OPERATING EXPENSES - OTHER UNIV CLASS	B210	SERVICES AND SUPPLIES
721xx	1-7	EXPENDITURES – OPERATING CAPITAL OUTLAY	C308	PURCH OR CONSTRC OF CAP ASSETS
722xx	1-7	EXPENDITURES – FIXED CAPITAL OUTLAY	C308	PURCH OR CONSTRC OF CAP ASSETS
723xx	1-7	INSTALLMENT PURCHASE ACQUISITIONS	C308	PURCH OR CONSTRC OF CAP ASSETS
724xx	1-7	RIGHT TO USE CAPITAL LEASE ACQUISITIONS	C308	PURCH OR CONSTR OF CAP ASSETS
725xx	0-8	GEN FIXED ASSET DEPRECIATION	B235	DEPRECIATION EXPENSE
725xx	9	GEN FIXED ASSET DEPRECIATION	A315	DEPOSITS PAYABLE
726xx	ALL	GAIN OR LOSS ON DISPOSAL OF GEN FIXED ASSETS	B420	GAIN/LOSSES ON DISP OF CAP ASST
731xx	1-7	PRINCIPAL RETIREMENT	C309	PRINCIPAL PAID ON CAPITAL DEBT
731xx	8	PRINCIPAL RETIREMENT	CXXX	
732xx	0-8	INTEREST AND FISCAL CHARGES	B425	INTEREST ON ASSET-RELATED DEBT
752xx	1-8	PROPERTY TRANSFERS OUT	BXXX	NOT TO BE USED IN EXHIBIT
755xx	1-9	FED FDS TRANSFERS OUT WITHIN AGCY	BXXX	NOT TO BE USED IN EXHIBIT
756xx	1, 2, 3	FED FDS TRANSFERS OUT OTHER AGCY	B210	SERVICES AND SUPPLIES
756xx	4-8	FED FDS TRANSFERS OUT OTHER AGCY	B430	OTHER NON-OPERATING EXP
7570x-7579x	0-8	TRANS OUT WITHIN THE AGENCY (UNIVERSITY)	BXXX	NOT TO BE USED IN EXHIBIT
759xx	1, 2, 3	TRANSFERS OUT TO OTHER AGCY	B210	SERVICES AND SUPPLIES
759xx	4-8	TRANSFERS OUT TO OTHER AGCY	B430	OTHER NON-OPERATING EXP
761xx	0-2,5,6	REPAIRS & MAINTENANCE EXPENSE	B210	SERVICES AND SUPPLIES
762xx	1, 2, 3	FISCAL CHARGES EXPENSE	B210	SERVICES AND SUPPLIES
7680x	0-2	SCHOLARSHIPS & FELLOWSHIPS OTH UNIV CLASS	B230	SCHOLARSHIPS & FELLOWSHIPS
7681x	1, 2, 3	OPERATING EXPENSES - SCHOLARSHIP ALLOW	B106	LESS: TUITION SCHOLARSHIP ALLOW
7682x-7689x	1, 2	SCHOLARSHIPS & FELLOWSHIPS - OTH UNIV CLASS	B230	SCHOLARSHIPS & FELLOWSHIPS
771xx	0-2,5,6	OPERATING EXP-PERSONAL SERVICES	B205	COMPENS & EMPLOYEE BENEFITS
7710x	0-2,5,6	OPERATING EXP-PERSONAL SERVICES	B205	COMPENS & EMPLOYEE BENEFITS
7711x	0-2,5,6	OPERATING EXP-PERSONAL SERVICES	B205	COMPENS & EMPLOYEE BENEFITS
7712x	0-2,5,6	OPERATING EXP-PERSONAL SERVICES	B205	COMPENS & EMPLOYEE BENEFITS
7713x	0-2,5,6	OPERATING EXP-PERSONAL SERVICES	B205	COMPENS & EMPLOYEE BENEFITS
7714x	0-2,5,6	OPERATING EXP-PERSONAL SERVICES	B205	COMPENS & EMPLOYEE BENEFITS
7715x	0-2,5,6	OPERATING EXP-PERSONAL SERVICES	B205	COMPENS & EMPLOYEE BENEFITS
7716x	0-2,5,6	OPERATING EXP-PERSONAL SERVICES	B205	COMPENS & EMPLOYEE BENEFITS

GL CODE	EF	DESCRIPTION	EXH CODE	DESCRIPTION
7717x	0-2,5,6	OPERATING EXP-PERSONAL SERVICES	B205	COMPENS & EMPLOYEE BENEFITS
7718x	1, 2	PENSION EXPENSE	B205	PENSION EXPENSE
7719x	0-2,5,6	OPEB EXPENSE	B205	COMPENS & EMPLOYEE BENEFITS
772xx	0-2,5,6	OPERATING EXP-CONTRACTUAL SERVICES	B210	SERVICES AND SUPPLIES
773xx	0-2,5,6	OPERATING EXP-MAT & SUPPLIES	B210	SERVICES AND SUPPLIES
774xx	0-3	OPERATING EXPENSES-AMORT & WRITE-OFFS	B210	SERVICES AND SUPPLIES
775xx	0-8	OPERATING EXPENSES - DEPRECIATION	B235	DEPRECIATION EXPENSES
775xx	9	OPERATING EXPENSES - DEPRECIATION	A315	DEPOSITS PAYABLE DEPRECIATION
776xx	1, 2, 3	INTEREST EXPENSE - OPERATING	B210	SERVICES AND SUPPLIES
777xx	1, 2	INSURANCE CLAIMS EXPENSE	B240	SELF-INSURED CLAIMS & EXP
781xx	0-8	PROP DISPOSITION GAIN/LOSS	B430	OTHER NON-OPERATING EXP
781xx	9	PROP DISPOSITION GAIN/LOSS	A315	DEPOSITS PAYABLE
782xx	1-8	ESCROW DISTRIBUTIONS	B430	OTHER NON-OPERATING EXP
783xx	0-8	INTEREST EXP-NON-OPERATING	B430	OTHER NON-OPERATING EXP
784xx	1-8	GRANT EXP	B430	OTHER NON-OPERATING EXP
785xx	1-8	FISCAL CHARGES-NON-OPER	B430	OTHER NON-OPERATING EXP
788xx	0-8	EXTRAORDINARY GAINS AND LOSSES	B411	UNREALIZED GAINS & LOSSES
788xx	9	EXTRAORDINARY GAINS AND LOSSES	A315	DEPOSITS PAYABLE
7890x	0-8	OTHER NON-OPERATING EXP - OTHER UNIV CLASS	B430	OTHER NON-OPERATING EXP
7891x	0-8	OTHER NON-OPERATING EXP - INVESTMENT	B414	LESS: INVESTMENT EXPENSES
7891x	9	OTHER NON-OPERATING EXP - INVESTMENT	A315	DEPOSITS PAYABLE
7892x-78989	0-8	OTHER NON-OPERATING EXP - OTHER UNIV CLASS	B430	OTHER NON-OPERATING EXP
78990	0-8	OTHER NON-OPER EXP - OTHER UNIV CLASS	B430	OTHER NON-OPERATING EXP
78991	0-8	OTHER NON-OPER EXP - OTHER UNIV CLASS	B430	OTHER NON-OPERATING EXP
78992	0-8	OTHER NON-OPER EXP - OTHER UNIV CLASS	B430	OTHER NON-OPERATING EXP
78993	0-8	OTHER NON-OPER EXP - OTHER UNIV CLASS	B430	OTHER NON-OPERATING EXP
78994	0-8	OTHER NON-OPER EXP - OTHER UNIV CLASS	B430	OTHER NON-OPERATING EXP
78995	0-8	OTHER NON-OPER EXP - OTHER UNIV CLASS	B430	OTHER NON-OPERATING EXP
78996	0-8	OTHER NON-OPER EXP - OTHER UNIV CLASS	B430	OTHER NON-OPERATING EXP
78997	0-8	OTHER NON-OPER EXP - OTHER UNIV CLASS	B430	OTHER NON-OPERATING EXP
78998	0-8	OTHER NON-OPER EXP - OTHER UNIV CLASS	B430	OTHER NON-OPERATING EXP
78999	9	FEDERAL DIRECT LOAN PROGRAM DISBURSEMENT	A315	DEPOSITS PAYABLE
791xx	0-8	SPECIAL ITEMS	B694	SPECIAL ITEMS
792xx	0-8	EXTRAORDINARY ITEMS	B694	EXTRAORDINARY ITEMS

(THIS PAGE INTENTIONALLY LEFT BLANK)

APPENDIX C

External Program to Functional Expense Classification Lookup

The operating expenses on the *Statement of Revenue, Expenses, and Changes in Net Position* are presented in the natural classifications. However, within the Notes to the statements these same expenses are presented in their functional classifications as recommended by NACUBO. The functional expenses classification is determined by applying the primary activity code (external program) to the total expenditures for each department. This primary activity code is designated by the use of the external program field within the Expansion Option File for each organization.

Listed in this appendix is a quick look up for each valid external program code to the appropriate functional classification code.

NOTE: EP codes in EF 3 are programmatically reported in *F300 – Loan Operating Expense*.

NOTE: Entries mapping to Exh Code B235 are programmatically reported in *F200 – Depreciation Expense*.

NOTE: Entries mapping to Exh Code B230 (scholarships) will utilize the external program provided.

External Program	EP Description	Functional Code	Functional Description
01	PLANT ADMINISTRATION	F170	OPERATION &
	MAINTENANCE OF PLANT		
02	UTILITIES	F170	OPERATION & MAINTENANCE OF PLANT
03	BUILDING MAINTENANCE	F170	OPERATION & MAINTENANCE OF PLANT
05	CUSTODIAL SERVICES	F170	OPERATION & MAINTENANCE OF PLANT
11	GENERAL ACADEMIC INSTRUCTION	F110	INSTRUCTION
20	ACADEMIC INFRASTRUCTURE SUPPORT ORG	F120	RESEARCH
21	INSTITUTE & RESEARCH CENTERS	F120	RESEARCH
22	INDIVIDUAL OR PROJECT RESEARCH	F120	RESEARCH
31	PATIENT SERVICES	F130	PUBLIC SERVICE
32	COMMUNITY SERVICES	F130	PUBLIC SERVICE
33	COOPERATIVE EXTENSION SERVICES	F130	PUBLIC SERVICE
34	PUBLIC BROADCASTING SERVICES	F130	PUBLIC SERVICE
35	MUSEUMS & GALLERIES-PUBLIC SERVICE	F130	PUBLIC SERVICE
40	ACADEMIC ADVISING	F140	ACADEMIC SUPPORT
41	LIBRARIES	F140	ACADEMIC SUPPORT
42	MUSEUMS & GALLERIES	F140	ACADEMIC SUPPORT
43	AUDIO VISUAL SERVICES	F140	ACADEMIC SUPPORT
44	COMPUTING SUPPORT (I & R)	F140	ACADEMIC SUPPORT
46	ACADEMIC ADMINISTRATION	F140	ACADEMIC SUPPORT
51	STUDENT ACTIVITIES	F150	STUDENT SERVICES
52	CAMPUS EVENTS/ORGANIZATIONS	****	(SEE NOTE)
53	INTRAMURAL/CLUBS/SPORTS	F150	STUDENT SERVICES
58	WOMEN'S INTERCOL. ATH.(EQUITY ONLY)	F150	STUDENT SERVICES
60	FOOD SERVICES	F190	AUXILIARIES
61	GENERAL ADMINISTRATION	F160	INSTITUTIONAL SUPPORT
62	HOUSING OPERATIONS	F190	AUXILIARIES
63	PRINTING AND DUPLICATING	F190	AUXILIARIES
64	FOOD/REFRESHMENTS	F160	INSTITUTIONAL SUPPORT
65	EMPLOYEE PERFORM/SERVICE AWARDS	F160	INSTITUTIONAL SUPPORT
66	BOOKSTORES	F190	AUXILIARIES
67	TELEPHONE/TELECOMMUNICATIONS	F190	AUXILIARIES
68	AUDIO/VISUAL SERVICES	F190	AUXILIARIES
69	CENTRAL STORES	F190	AUXILIARIES
70	POSTAL SERVICES	F190	AUXILIARIES
71	STUDENT HEALTH SERVICES	F190	AUXILIARIES

External Program	EP Description	Functional Code	Functional Description
72	STUDENT CENTERS	F190	AUXILIARIES
73	INDEPENDENT OPER/DEMO SCHOOLS	F140	ACADEMIC SUPPORT
74	TRAFFIC/PARKING/TRANSPORTATION	F190	AUXILIARIES
75	BROADCASTING	F190	AUXILIARIES
76	SCHOOLS FOR CHILDREN	F190	AUXILIARIES
77	AUXILIARY ADMINISTRATION	F190	AUXILIARIES
78	CONTINUING EDUCATION	F110	INSTRUCTION
79	PLANT OPERATIONS AND MAINTENANCE	F190	AUXILIARIES
80	ACADEMIC DEPT SALES & SERVICES	F190	AUXILIARIES
81	HEALTH/MEDICAL CENTER SERVICES	F190	AUXILIARIES
82	LAUNDRY SERVICES	F190	AUXILIARIES
84	INTERCOLLEGIATE ATHLETICS	F190	AUXILIARIES
86	STUDENT FINANCIAL AID	F180	SCHOLARSHIPS/FELLOWSHIP
87	EXTRACURRICULAR ACTIVITIES	F190	AUXILIARIES
88	OPERATIONS & MAINT. - LOCAL FUNDS	****	(SEE NOTE)
89	OTHER LOCAL FUND ACTIVITIES	****	(SEE NOTE)
90	UNALLOCATED/RESERVES	F190	AUXILIARIES
91	OTHER AUXILIARY ENTERPRISES	F190	AUXILIARIES
92	DATA CENTER OPERATIONS	F190	AUXILIARIES
93	ADMINISTERED FUNDS	F160	INSTITUTIONAL SUPPORT
95	FMHI RESEARCH & TRAINING	F120	RESEARCH
96	ATHLETIC GRANTS/SCHOLARSHIPS	****	(SEE NOTE)
97	NEED-BASED FINANCIAL/ED AID	F180	SCHOLARSHIPS/FELLOWSHIPS
98	ACADEMIC-BASED FINANCIAL/ED AID	F180	SCHOLARSHIPS/FELLOWSHIPS
99	NON-ATH PERFORM.BASED FIN/ED AID	****	(SEE NOTE)

**** **NOTE:** *The external program is mapped based on the alpha character in the first digit as follows:*

1st DIGIT	Functional Exhibit Code	EP DESCRIPTION
A	F150	Student Services
B	F180	Scholarships/Fellowships
C	F160	Institutional Support
D	F190	Auxiliaries

**** **NOTE:** *The second digit of the external program is the code for the external program description as follows:*

2 nd DIGIT	EP DESCRIPTION	A	B	C	D
1	Campus Events/Organizations (52)	X		X	X
2	Operations and Maintenance – Local Funds (88)	X	X	X	X
3	Other Local Fund Activity (89)	X	X	X	X
4	Athletic Grants/Scholarships (96)		X		X
5	Non-Athletic Performance Based Financial Aid (99)	X	X		X

(THIS PAGE INTENTIONALLY LEFT BLANK)

APPENDIX D

GASB Statements Formats

Contained in this Appendix are samples of the GASB statement formats.

University

STATEMENT OF NET POSITION

For Fiscal Year Ended June 30, 2013

PAGE 1

ASSETS:

A0XX CURRENT ASSETS:

A010 CASH AND CASH EQUIVALENTS

A011 Cash on Hand	202,203.14
A012 Cash in Bank	17,588,442.41

A019 TOTAL CASH AND CASH EQUIVALENTS	17,790,645.55
--------------------------------------	---------------

A020 INVESTMENTS

A022 Special Investments with State Treasury	558,217,019.30
A024 Other Investments	4,131,600.00
A028 Adjustment to Fair Market Value	1,463,526.73-

A029 TOTAL INVESTMENTS	560,885,092.57
------------------------	----------------

A030 RECEIVABLES

A031 Accounts Receivable	5,402,942.31-
A032 Interest and Dividends Receivable	308,272.36
A033 Contracts and Grants Receivable	21,345,542.01

A039 NET RECEIVABLES	16,250,872.06
----------------------	---------------

A040 DUE FROM OTHER FUNDS

A042 Due From Primary Government	16,932,739.14
A043 Due From Component Units	37,334.00

A049 TOTAL DUE FROM OTHER FUNDS	16,970,073.14
---------------------------------	---------------

A050 INVENTORIES

A051 Supply Inventory	538,903.11
A052 Resale Inventory	2,388,740.05

A059 TOTAL INVENTORIES	2,927,643.16
------------------------	--------------

A060 LOANS AND NOTES RECEIVABLE

A061 Loans and Notes Receivable	2,211,847.62
---------------------------------	--------------

A069 NET LOANS AND NOTES RECEIVABLE	2,211,847.62
-------------------------------------	--------------

A070 OTHER CURRENT ASSETS

A071 3,302,969.05

Prepaid Charges and Other Assets

A072 Deposits 11.10-

A079 TOTAL OTHER CURRENT ASSETS 3,302,957.95

A099 TOTAL CURRENT ASSETS 620,339,132.05

A1XX NONCURRENT ASSETS:

A100 RESTRICTED CASH AND CASH EQUIVALENTS

University

STATEMENT OF NET POSITION

For Fiscal Year Ended June 30, 2013

PAGE 2

ASSETS:

A102 Cash in Bank - Restricted	1,448,220.50
A103 Cash with State Board of Administration - Restricted	22,081.58

A109 TOTAL RESTRICTED CASH AND CASH EQUIVALENTS	1,470,302.08

A110 RESTRICTED INVESTMENTS	
A112 Special Investments with State Treasury - Restricted	31,084,590.93
A113 Investments with SBA - Restricted	3,664,753.60
A118 Adjustment to Fair Market Value	88,049.17-

A119 TOTAL RESTRICTED INVESTMENTS	34,661,295.36

A120 LOANS AND NOTES RECEIVABLE	
A121 Loans and Notes Receivable	25,205,430.02
A122 Allowance for Uncollectibles	1,956,587.35-

A129 TOTAL LOANS AND NOTES RECEIVABLE	23,248,842.67

A130 OTHER NONCURRENT ASSETS	
A131 PREPAID CHARGES & OTHER ASSETS	3,333,369.28

A139 TOTAL OTHER NONCURRENT ASSETS	3,333,369.28

A2XX CAPITAL ASSETS:	
A210 DEPRECIABLE CAPITAL ASSETS	
A211 Buildings	1,729,881,547.22
A212 Infrastructure and Other Improvements	126,048,224.26
A213 Furniture and Equipment	274,041,016.76
A214 Library Resources	125,850,390.31
A217 Computer Software and Other Capital Assets	29,767,552.48
A218 Accumulated Depreciation	783,486,288.20-

A219 TOTAL DEPRECIABLE CAPITAL ASSETS	1,502,102,442.83

A220 NON-DEPRECIABLE CAPITAL ASSETS	
A221 Land	62,397,640.12
A222 Construction Work in Progress	105,300,605.96
A223 Works of Art & Historical Treasures - Non-Depreciable	74,032,815.26

A229 TOTAL NON-DEPRECIABLE CAPITAL ASSETS	241,731,061.34

A249 TOTAL NONCURRENT ASSETS	1,806,547,313.56

A259 TOTAL ASSETS	\$2,426,886,445.61

University

STATEMENT OF NET POSITION

For Fiscal Year Ended June 30, 2013

PAGE 3

ASSETS:

A299 TOTAL ASSETS & DEFERRED OUTFLOWS OF RESOURCES \$2,426,886,445.61

A3XX CURRENT LIABILITIES:

A310 ACCOUNTS PAYABLE AND ACCRUED LIABILITIES

A311 Accounts Payable 5,142,146.71
 A313 Accrued Salaries and Wages 14,250,204.40
 A315 Deposits Payable 31,497,819.34

A319 TOTAL ACCOUNTS PAYABLE AND ACCRUED LIABILITIES 50,890,170.45

A320 DUE TO OTHER FUNDS

A322 Due to Primary Government 236.13
 A323 Due to Component Units 12,629,917.51

A329 TOTAL DUE TO OTHER FUNDS 12,630,153.64

A331 UNEARNED REVENUES 7,460,887.05

A340 LONG-TERM LIABILITIES - CURRENT PORTION

A343 Installment Purchase Notes Payable - Current 243,815.67
 A345 Accrued Self-Insurance Claims 241,999.00
 A346 Compensated Absences Liability 3,649,698.71
 A348 Capital Improvement Debt Payable - Current 10,296,777.62

A359 TOTAL LONG-TERM LIABILITIES - CURRENT PORTION 14,432,291.00

A350 OTHER CURRENT LIABILITIES

A361 OTHER CURRENT LIABILITIES 837,592.30

A399 TOTAL CURRENT LIABILITIES \$ 84,575,909.84

A4XX NONCURRENT LIABILITIES:

A433 Installment Purchase Notes Payable - Noncurrent	274,815.68
A435 Accrued Self-Insurance Claims	976,842.00
A436 Compensated Absences Liability	54,115,793.29
A437 Other NonCurrent Liabilities	16,533,502.07
A441 Post Employment Health Care Benefits Payable - Non-C	21,662,000.00
A448 Capital Improvement Debt Payable - Noncurrent	224,732,311.69

A449 TOTAL NONCURRENT LIABILITIES	318,295,264.73

University

STATEMENT OF NET POSITION

For Fiscal Year Ended June 30, 2013

PAGE 4

LIABILITIES:

A459 TOTAL LIABILITIES	\$ 402,871,174.57

A499 TOTAL LIABILITIES & DEFERRED INFLOWS OF RESOURCES	\$ 402,871,174.57

A5XX NET POSITION:

A510 NET INVESTMENTS IN CAPITAL ASSETS	1,482,129,744.81
--	------------------

RESTRICTED:

EXPENDABLE:

A522 Debt Service	3,774,735.49
A523 Loans	10,740,377.23
A524 Capital Projects	55,889,315.18
A525 Other Restricted Net Assets	140,664,029.21

A599 TOTAL NET POSITION	\$2,023,879,553.36
	=====

University

STATEMENT OF REVENUES, EXPENSES, AND CHANGES IN NET POSITION

For Fiscal Year Ended June 30, 2013

PAGE 5

TOTAL
UNIVERSITY

B100 OPERATING REVENUES

B105 Student Tuition & Fees	270,412,122.07
B107 Net Student Tuition & Fees	270,412,122.07
B110 Federal Grants and Contracts	154,615,147.50
B115 State and Local Grants and Contracts	17,443,417.47
B120 Nongovernmental Grants and Contracts	25,081,514.94
B125 Sales & Services of Educational Departments	364,371.69
B130 Sales and Services of Auxiliary Enterprises	204,835,011.39
B135 Interest on Loans Receivable	287,610.97
B140 Other Operating Revenue	28,487,191.34

B199 TOTAL OPERATING REVENUES \$ 701,526,387.37

B200 OPERATING EXPENSES

B205 Compensation and Employee Benefits	575,445,577.78
B210 Services and Supplies	215,654,311.79
B215 Utilities	68,805,015.16
B230 Scholarships and Fellowships	172,641,230.29
B235 Depreciation Expense	58,986,534.49

B299 TOTAL OPERATING EXPENSES \$1,091,532,669.51

B300 TOTAL OPERATING INCOME (LOSS) \$ 390,006,282.14-

B400 NON-OPERATING REVENUES (EXPENSES)

B405 State Appropriations	220,355,427.00
B406 Federal and State Student Financial Aid	105,441,878.22
B408 Noncapital Grants, Contracts, and Gifts	12,791,520.61
B410 Investment Income	11,662,473.03
B411 Unrealized Gains and Losses	11,833,982.79-
B415 Net Investment Income	171,509.76-
B419 Other Non-Operating Revenues	30,132,028.08
B420 Gain/Loss on Disposal of Capital Assets	4,286,145.87-

B425 Interest on Asset-Related Debt	8,096,513.30-
B430 Other Non-Operating Expenses	38,379,989.83-

B499 TOTAL NON-OPERATING REVENUES (EXPENSES)	\$ 317,786,695.15

B500 INCOME (LOSS) BEFORE CONTRIBUTIONS AND TRANSFERS	\$ 72,219,586.99-

University

STATEMENT OF REVENUES, EXPENSES, AND CHANGES IN NET POSITION
 For Fiscal Year Ended June 30, 2013

PAGE 6

TOTAL
 UNIVERSITY

B600 CONTRIBUTIONS, TRANSFERS, SPECIAL & EXTRAORDINARY ITEMS	
B610 Capital Appropriations	4,933,600.00
B615 Capital Grants, Contracts, and Donations	47,223,634.62

B700 CHANGE IN NET POSITION	\$ 20,062,352.37-
B800 TOTAL NET POSITION - BEGINNING	\$2,086,479,397.32
B850 ADJUSTMENTS TO BEGINNING NET POSITION	\$ 0.00

B900 TOTAL NET POSITION - ENDING	\$2,066,417,044.95
	=====

University

STATEMENT OF CASH FLOWS

For Fiscal Year Ended June 30, 2013

PAGE 7

C100 CASH FLOWS FROM OPERATING ACTIVITIES

C101 Tuition and Fees	270,412,122.07
C102 Grants & Contracts	193,602,584.82
C103 Sale & Services of Educational Departments	365,187.94
C104 Sales and Services of Auxiliary Enterprises	205,533,138.92
C105 Interest on Loans Receivable	287,610.97
C106 Other Operating Receipts	9,775,478.10
C107 Payments to Employees	572,295,762.54-
C108 Payments to Suppliers for Goods and Services	293,161,137.14-
C109 Payments to Students for Scholarships and Fellowship	172,641,230.29-
C111 Net Loans Issued to Students	7,076,223.38-

C199 NET CASH PROVIDED FROM OPERATIONS \$ 365,198,230.53-

C200 CASH FLOWS FROM NONCAPITAL FINANCING ACTIVITIES

C201 State Appropriations	220,398,045.93
C202 Non-Capital Grants, Contracts, and Donations	128,649,905.50
C204 Net Change in Funds Held for Others	37,939,658.04
C205 Other Receipts	30,740,444.80
C210 Other Expenses	37,664,413.36-

C299 NET CASH FLOWS FROM NONCAPITAL FINANCING ACTIVITIES \$ 380,063,640.91

C300 CASH FLOWS FROM CAPITAL AND RELATED FINANCING ACTIVITIES

C302 Capital Appropriations	25,000.00
C303 Capital Grants & Contracts	20,374,056.76
C305 Capital Subsidies and Transfers	2,637,500.00
C307 Other Receipts for Capital Projects	6,048,757.16
C308 Purchase or Construction of Capital Assets	57,833,501.53
C309 Principal Paid on Capital Debt and Lease	9,195,000.00-
C310 Interest Paid on Asset Related Debt and Lease	8,284,149.31-

C399 NET CASH FLOWS FROM CAPITAL AND RELATED FINANCING ACTIVITIES \$ 69,439,666.14

C400 CASH FLOWS FROM INVESTING ACTIVITIES

C401 Net Change in Investments	54,885,498.74
--------------------------------	---------------

C402 Investment Income	12,509,853.42

C499 NET CASH FLOWS FROM INVESTING ACTIVITIES	\$ 67,395,352.16

C500 NET CHANGE IN CASH	\$ 151,700,428.68

University

STATEMENT OF CASH FLOWS

For Fiscal Year Ended June 30, 2013

PAGE 8

C600 CASH - BEGINNING OF THE YEAR	----- \$ 14,841,522.51 -----
C700 CASH - END OF THE YEAR	----- \$ 166,541,951.19 =====
RECONCILIATION OF OPERATING CASH FLOWS TO OPERATING INCOME: -----	
D100 Operating Expense Over Revenue	390,006,282.14-
D200 Depreciation Expense	58,986,534.49
D300 Change in Assets & Liabilities	
D301 Accounts Receivable	4,994,135.01
D302 Contracts & Grants Receivable	3,537,495.09-
D304 Inventories	200,498.31-
D305 Loans & Notes Receivable	11,321,954.85-
D306 Deferred Charges and Other Assets	3,909,118.48
D307 Accounts Payable	11,564,787.59-
D308 Accrued Salaries and Wages	2,739,231.33
D310 Deposits Payable	21,572.91-
D311 Compensated Absences Liability	410,583.91
D313 Unearned Revenues	18,747,650.56-
D314 Other Liabilities	837,592.30-
D400 NET CASH PROVIDED FROM OPERATIONS	----- \$ 365,198,230.53- =====

D500 Supplemental Disclosure of Noncash Capital and
Related Financing and Investing Activities

D501 Unrealized Gains/Losses on Investments were recognized
the Statement of Revenues, Expenses, and Changes in
Net Position but are not cash transactions for the
Statement of Cash Flows \$ 11,833,982.79-

D502 Losses from the Disposal of Capital Assets were recognized
the Statement of Revenues, Expenses, and Changes in
Net Position but are not cash transactions for the
Statement of Cash Flows \$ 4,286,145.87-

(THIS PAGE INTENTIONALLY LEFT BLANK)

APPENDIX E

Sample Accounting Entries

To ensure proper handling of certain transactions in the GASB reporting programs, these transactions must be entered using prescribed general ledger codes. Examples of these transactions are contained within this appendix.

Plant Funds - Administered by DCU

All plant fund activity within funds administered by the Division of Colleges and Universities (DCU) are to be reported by the university except for cash, accrued interest receivable, investment, and investment income. The amount for these items will be recorded by the Division of Colleges and Universities. Entries to report plant funds administered by the Division of Colleges and Universities are outlined in the following sections.

Note: *If there are significant unspent related debt proceeds at year-end relating to the plant fund activity, the portion of the debt attributable to the unspent proceeds should not be included in the calculation of Invested in Capital Assets, Net of Related Debt. Rather, that portion of the debt should be included in the same Net Position component as the unspent proceeds, Restricted for Capital Projects. For this reason, there are specific entries to reflect this apportionment.*

New Bond Issues

From time-to-time new bonds or revenue certificates are issued by the Division of Colleges and Universities for construction of facilities at the universities. The entries to record the activity relating to the new issue are as follows:

EF	GL Code	Description	DR	CR	Exh A	Exh B	Exh C
----	---------	-------------	----	----	-------	-------	-------

The example below is an issue of \$10,000,000, deferred charges of \$475,000, and a bond discount of \$875,000.

1) To record initial issue:

5	4640x-4648x	BOND DISCOUNT	875,000		A431		
	163xx	DUE FROM DCU	8,650,000		A042		C305
	252xx	PREPAID CHARGES	475,000		A131		
	4610x-6418x	BONDS PAYABLE		1,350,000	A431		
	6910x-6918x	PROCEEDS FROM CAP DEBT & NEW LEASE OBL		8,650,000	A431		C301

2) To record construction expenses:

5	722xx	FCO EXPENSES	5,000,000				C308
	163xx	DUE FROM DCU		5,000,000	A042		C305
8	278xx	CONSTRUCTION IN PROGRESS	5,000,000		A222		
	722xx	FCO EXPENSES		5,000,000			CXXX

3) To record principal payment and capitalization of bond interest:

7	731xx	PRINCIPAL RETIREMENT	500,000				C309
	732xx	INTEREST & FISCAL CHARGES	97,500			B425	C310
	631xx	CAPITAL APPROPRIATIONS		597,500		B610	C302
8	278xx	CONSTRUCTION IN PROGRESS	97,500		A222		
	732xx	INTEREST & FISCAL CHARGE		97,500		B425	C310

4) To record accrual at year-end:

5	722xx	FCO EXPENSES	1,000,000				C308
	313xx	CONSTRUCT CONTR PAYABLE		1,000,000	A312		C308
	278xx	CAPITAL APPROPRIATIONS	1,000,000		A222		
8	722xx	CONSTRUCTION IN PROGRESS		1,000,000			CXXX

5) to transfer the bond liability and asset to external fund 8:

5	4610x-4618x	BONDS PAYABLE	6,810,000		A431		
	252xx	PREPAID CHARGES		285,000	A131		
	4640x-4648x	BOND DISCOUNT		525,000	A431		
	652xx	PROPERTY TRANSFERS		6,000,000		BXXX	CXXX
8	752xx	PROPERTY TRANSFERS	6,000,000			BXXX	CXXX
	252xx	PREPAID CHARGES	285,000		A131		

4640x-4648x	BOND DISCOUNT	525,000	A431
4610x-4618x	BONDS PAYABLE	6,810,000	A431

EF	GL Code	Description	DR	CR	Exh A	Exh B	Exh C
----	---------	-------------	----	----	-------	-------	-------

6) To record amortization of deferred charges:

8	785xx	AMORT & FISCAL CHARGES	75,000			B430	CXXX
	252xx	DEFERRED CHARGES		75,000	A131		

7) To record amortization of discount:

8	732xx	INTEREST & FISCAL CHARGES	87,500		B425	CXXX
	4640x-4648x	BOND DISCOUNT		87,500	A431	

8) To record reduction in bonds payable in EF 8 for principal payment in EF 7:

8	4610x-4618x	BONDS PAYABLE	500,000		A431	
	731xx	PRINCIPAL RETIREMENT		500,000		CXXX

The above entries produce the following results on the university GASB statements.

Statement of Net Position

Assets:

A042	DUE FROM PRIMARY GOVERNMENT	3,650,000
A131	PREPAID CHARGES & OTHER ASSETS	400,000
A222	CONSTRUCTION IN PROGRESS	<u>6,000,000</u>
A299	TOTAL ASSETS & DEFERRED OUTFLOWS OF RESOURCE	<u>10,050,000</u>

Liabilities:

A312	CONSTRUCTION CONTRACTS PAYABLE	1,000,000
A431	BONDS PAYABLE	<u>8,712,500</u>
A499	TOTAL LIABILITIES & DEFERRED INFLOWS OF RESOURCES	<u>9,712,500</u>

Net Position:

A510	INVESTED IN CAPITAL ASSETS, NET OF RELATED DEBT	<u>337,500</u>
------	---	----------------

Statement of Revenues, Expenses, and Changes in Net Position

Non-Operating Revenues/Expenses:

B425	INTEREST ON ASSET RELATED DEBT	-185,000
B430	OTHER NON-OPERATING EXPENSES	<u>-75,000</u>
B500	INCOME (LOSS) BEFORE CONTRIBUTIONS AND TRANSFERS	<u>-260,000</u>
B620	FEES FOR CAPITAL PROJECTS	<u>597,500</u>
B700	CHANGE IN NET POSITION	337,500

B800	TOTAL NET POSITION – BEGINNING	<u>0</u>
B900	TOTAL NET POSITION - ENDING	<u>337,500</u>

Statement of Cash Flows

Cash Flows From Capital & Related Financing Activities:

C301	PROCEEDS FROM CAPITAL DEBT & NEW LEASE OBLIGATION	8,650,000
C305	CAPITAL SUBSIDIES & TRANSFER	-3,052,500
C308	PURCHASE/CONSTRUCTION OF CAPITAL ASSETS	-5,000,000
C309	PRINCIPAL PAID ON CAPITAL DEBT	-500,000
C310	INTEREST ON ASSET RELATED DEBT	<u>-97,500</u>
C399	NET CASH FLOWS FROM CAPITAL & RELATED FINANCING ACTIVITIES	<u>0</u>
C500	NET CHANGE IN CASH	0
C600	CASH - BEGINNING OF THE YEAR	<u>0</u>
C700	CASH - END OF THE YEAR	<u>0</u>

Capital Improvement and Building Fees

The universities collect capital improvement and building fees from students as part of the per credit hour fee. These fees are recorded as revenue and held in a trust fund by the Division of Colleges and Universities for subsequent appropriation to the universities for construction of facilities at the universities. The entries to record the activity relating to these fees are as follows:

EF	GL Code	Description	DR	CR	Exh A	Exh B	Exh C
----	---------	-------------	----	----	-------	-------	-------

1) To record collection of \$1,000,000 in fees:

9	112xx	CASH IN BANK	1,000,000		A013		
	353xx	DUE TO DCU		1,000,000	A322		C204

2) To record transfer of \$950,000 of the fees to DCU:

9	353xx	DUE TO DCU	950,000		A322		
	112xx	CASH IN BANK	950,000		A013		C204

3) To record total appropriations of \$800,000 from fees:

5	163xx	DUE FROM DCU	800,000		A042		C305
	687xx	CAPITAL GRANTS & CONTRACTS	800,000			B615	C303

4) To record construction expenses from fees:

5	722xx	FCO EXPENSES	600,000				C308
	163xx	DUE FROM DCU	600,000		A042		C305
8	278xx	CONSTRUCTION IN PROGRESS	600,000		A222		
	722xx	FCO EXPENSES	600,000				CXXX

The results of the previous entries produce the following results on the university GASB statements:

Statement of Net Position

Assets:

A013	CASH IN BANK	50,000
A042	Due From Primary Government	200,000
A222	CONSTRUCTION IN PROGRESS	<u>600,000</u>
A299	TOTAL ASSETS & DEFERRED OUTFLOWS OF RESOURCES	850,000

Liabilities:

A322	DUE TO PRIMARY GOVERNMENT	<u>50,000</u>
A499	TOTAL LIABILITIES & DEFERRED INFLOWS OF RESOURCES	<u>50,000</u>

Net Position:

A524	RESTRICTED NET POSITION, CAPITAL PROJECTS	<u>800,000</u>
------	---	----------------

Statement of Revenues, Expenses, and Changes in Net Position

B620	FEES FOR CAPITAL PROJECTS	<u>800,000</u>
B700	CHANGE IN NET POSITION	800,000
B800	TOTAL NET POSITION - BEGINNING	<u>0</u>
B900	TOTAL NET POSITION - ENDING	<u>800,000</u>

Statement of Cash Flows

Cash Flows From Non-Capital Financing Activities:

C204	NET CHANGE IN FUNDS HELD FOR OTHER	<u>50,000</u>
C299	NET CASH FLOWS FROM NON-CAPITAL FINANCING ACTIVITIES	50,000

Cash Flows From Capital Financing and Related

Activities:

C308	PURCHASE/CONSTRUCTION OF CAPITAL ASSETS	600,000
C305	CAPITAL SUBSIDIES AND TRANSFERS	<u>600,000</u>
C399	NET CASH FLOWS FROM CAPITAL & RELATED FINANCING ACTIVITIES	<u>0</u>
C500	NET CHANGE IN CASH- BEGINNING	50,000
C600	CASH - BEGINNING OF THE YEAR	<u>0</u>

C700 CASH - END OF THE YEAR 50,000

SUS Construction Trust Fund

The SUS Construction Trust Fund is funded from Public Education Capital Outlay (PECO) funds collected by the Department of Education. The entries to record the activity relating to this fund are as follows:

EF	GL Code	Description	DR	CR	Exh A	Exh B	Exh C
1) To record initial appropriation of \$1,000,000:							
5	163xx	DUE FROM DCU	1,000,000		A042		C305
	389xx	UNEARNED REVENUES		1,000,000	A331		C302
2) To record encumbrance authorization of \$600,000:							
5	389xx	UNEARNED REVENUES	600,000		A331		C302
	631xx	STATE APPROPRIATIONS	600,000			B610	C302
3) To record construction expenses of \$600,000:							
5	722xx	FCO EXPENSES	600,000				C308
	163xx	DUE FROM DCU		600,000	A042		C305
8	278xx	CONSTRUCTION IN PROGRESS	600,000		A222		
	722xx	FCO Expenses		600,000			CXXX

The above entries produce the following results on the university and DCU GASB statements:

Statement of Net Position

Assets:

A042	DUE FROM PRIMARY GOVERNMENT	400,000
A222	CONSTRUCTION IN PROGRESS	<u>600,000</u>
A299	TOTAL ASSETS & DEFERRED OUTFLOWS OF RESOURCES	<u>1,000,000</u>

Liabilities:

A331	UNEARNED REVENUES	<u>400,000</u>
A499	TOTAL LIABILITIES & DEFERRED INFLOWS OF RESOURCES	<u>400,000</u>

Net Position:

A510	INVESTED IN CAPITAL ASSETS, NET OF RELATED DEBT	<u>600,000</u>
A499	TOTAL NET POSITION & DEFERRED INFLOWS OF RESOURCES	<u>600,000</u>

Statement of Revenues, Expenses, and Changes in Net Position

B610	CAPITAL APPROPRIATIONS	<u>600,000</u>
B700	CHANGE IN NET POSITION	600,000
B800	TOTAL NET POSITION – BEGINNING	<u>0</u>
B900	TOTAL NET POSITION – ENDING	<u>600,000</u>

Statement of Cash Flows

Cash Flows From Capital Financing and Related Activities:

C302	CAPITAL APPROPRIATIONS	1,000,000
C305	CAPITAL SUBSIDIES AND TRANSFERS	-400,000
C308	PURCHASE/CONSTRUCTION OF CAPITAL ASSETS	<u>-600,000</u>
C399	NET CASH FLOWS FROM CAPITAL & RELATED FINANCING ACTIVITIES	<u>0</u>
C500	NET CHANGE IN CASH- BEGINNING	0
C600	CASH - BEGINNING OF THE YEAR	<u>0</u>
C700	CASH - END OF THE YEAR	<u>0</u>

Capital Facilities Matching Trust Fund

The Capital Facilities Trust Fund is funded from private donations matched by state appropriations. The entries to record the activity relating to this fund are as follows:

EF	GL Code	Description	DR	CR	Exh A	Exh B	Exh C
----	---------	-------------	----	----	-------	-------	-------

1) To record receipt of \$1,000,000 from private sources:

5	163xx	DUE FROM DCU	1,000,000		A042		C305
	687xx	Capital Grants & Donations		1,000,000		B615	C303

2) To record matching general revenue appropriation:

5	163xx	DUE FROM DCU	1,000,000		A042		C305
	631xx	STATE APPROPRIATIONS		1,000,000		B610	C302

3) To record construction expenses:

5	722xx	FCO EXPENSES	1,800,000				C308
	163xx	DUE FROM DCU		1,800,000	A042		C305
8	278xx	CONSTRUCTION IN PROGRESS	1,800,000		A222		
	722xx	FCO EXPENSES		1,800,000			CXXX

4) To record reversion of general revenue appropriation:

5 637xx	REVERSION, FCO	200,000	B610	C302
163xx	DUE FROM DCU	200,000	A042	C305

The above entries produce the following results on the university GASB statements:

Statement of Net Position**Assets:**

A222	CONSTRUCTION IN PROGRESS	<u>1,800,000</u>
A299	TOTAL ASSETS	<u>1,800,000</u>

Liabilities:

A499	TOTAL LIABILITIES & DEFERRED INFLOWS OF RESOURCES	<u>0</u>
------	---	----------

Net Position:

A510	INVESTED IN CAPITAL ASSETS, NET OF RELATED DEBT	<u>1,800,000</u>
A599	TOTAL NET POSITION	<u>1,800,000</u>

Statement of Revenues, Expenses, and Changes in Net Position

B610	CAPITAL APPROPRIATIONS	800,000
B615	CAPITAL GRANTS AND DONATION	<u>1,000,000</u>
B700	CHANGE IN NET POSITION	1,800,000
B800	TOTAL NET POSITION - BEGINNING	<u>0</u>
B900	TOTAL NET POSITION - ENDING	<u>1,800,000</u>

Statement of Cash Flows**Cash Flows From Capital Financing and Related Activities:**

C302	CAPITAL APPROPRIATIONS	800,000
C303	CAPITAL GRANTS AND DONATIONS	1,000,000
C308	PURCHASE/CONSTRUCTION OF CAPITAL ASSETS	<u>-1,800,000</u>
C399	NET CASH FLOWS FROM CAPITAL & RELATED FINANCING ACTIVITIES	<u>0</u>
C500	NET CHANGE IN CASH- BEGINNING	0
C600	CASH - BEGINNING OF THE YEAR	<u>0</u>
C700	CASH - END OF THE YEAR	<u>0</u>

All plant fund activity within funds administered by the university is to be reported by the university. Entries to report funds administered by the university are outlined in the following sections.

NOTE: If there are significant unspent related debt proceeds at year-end relating to the plant fund activity, the portion of the debt attributable to the unspent proceeds should not be included in the calculation of Invested in Capital Assets, Net

of Related Debt. Rather, that portion of the debt should be included in the same Net Position component as the unspent proceeds, Restricted for Capital Projects. For this reason, there are specific entries to reflect this apportionment.

New Bond Issues

From time to time new bonds or revenue certificates are issued by the universities for construction of facilities at the universities. The entries to record the activity relating to the new issue are as follows:

The example below is an issue of \$10,000,000, deferred charges of \$475,000, and a bond discount of \$875,000.

EF	GL Code	Description	DR	CR	Exh A	Exh B	Exh C
1) To record initial issue:							
5	4640x-4648x	BOND DISCOUNT	875,000		A431		
	112xx	CASH IN BANK	8,650,000		A102		
	252xx	PrePaid CHARGES	475,000		A131		
	4610x-4618x	BONDS PAYABLE		1,350,000	A431		
	6910x-6918x	BOND PROCEEDS		8,650,000	A431		C301
2) To record construction expenses:							
5	722xx	FCO EXPENSES	5,000,000				C308
	112xx	CASH IN BANK		5,000,000	A102		
8	278xx	CONSTRUCTION IN PROGRESS	5,000,000		A222		
	722xx	FCO EXPENSES		5,000,000			CXXX
3) To record principal and interest payment:							
7	731xx	PRINCIPAL RETIREMENT	500,000				C309
	732xx	INT & FISCAL CHARGES	97,500			B425	C310
	112xx	CASH IN THE STATE TREASURY		597,500	A102		
4) To record accrual at year-end:							
5	722xx	FCO EXPENSES	1,000,000				C308
	313xx	CONSTRUCT CONTR PAYABLE		1,000,000	A312		C308
8	278xx	CONSTRUCTIONS IN PROGRESS	1,000,000		A222		
	722xx	FCO EXPENSES		1,000,000			CXXX
5) To transfer the bond liability and asset to EF 8:							
5	4610x-4618x	BONDS PAYABLE	6,810,000		A431		
	252xx	PREPAID CHARGES		285,000	A131		
	4640x-4648x	BOND DISCOUNT		525,000	A431		
	652xx	PROPERTY TRANSFERS		6,000,000		BXXX	CXXX
8	752xx	PROPERTY TRANSFERS	6,000,000			BXXX	CXXX
	252xx	PREPAID CHARGES	285,000		A131		
	4640x-4648x	BOND DISCOUNT	525,000		A431		
	4610x-4618x	BONDS PAYABLE		6,810,000	A431		

NOTE: The entire bond discount or deferred charges may be transferred to EF 8. In this example they are prorated (60%) to the liability.

6) To record amortization of deferred charges:

8	785xx	AMORT & FISCAL CHARGES	75,000		B430	CXXX
	252xx	PREPAID CHARGES		75,000	A131	

7) To record amortization of discount:

8	732xx	INT & FISCAL CHARGES	87,500		B425	CXXX
	4640x-4648x	BOND DISCOUNT		87,500	A431	

8) To record reduction in bonds payable in EF 8 for principal payment in EF 7:

8	4610x-4618x	BONDS PAYABLE	500,000		A431	
	731xx	PRINCIPAL RETIREMENT		500,000		CXXX

The results of the above entries would produce the following results on the university GASB statements:

Statement of Net Position

Assets:

A102	CASH IN BANK	3,052,500
A131	PREPAID CHARGES	400,000
A222	CONSTRUCTION IN PROGRESS	<u>6,000,000</u>
A299	TOTAL ASSETS & DEFERRED OUTFLOWS OF RESOURCES	<u>9,452,500</u>

Liabilities:

A312	CONSTRUCTION CONTRACTS PAYABLE	1,000,000
A431	BONDS PAYABLE	<u>8,712,500</u>
A499	TOTAL LIABILITIES & DEFERRED INFLOWS OF RESOURCES	<u>9,712,500</u>

Net Position:

A510	INVESTED IN CAPITAL ASSETS, NET OF RELATED DEBT	337,500
A522	RESTRICTED NET POSITION, DEBT SERVICE	<u>-597,500</u>
A599	TOTAL NET POSITION	<u>-260,000</u>

Plant Funds - Administered by Universities

All plant fund activity within funds administered by the university is to be reported by the university. Entries to report funds administered by the university are outlined in the following sections.

NOTE: If there are significant unspent related debt proceeds at year-end relating to the plant fund activity, the portion of the debt attributable to the unspent proceeds should not be included in the calculation of Invested in Capital Assets, Net of Related Debt. Rather, that portion of the debt should be included in the same Net Position component as the unspent proceeds, Restricted for Capital Projects. For this reason, there are specific entries to reflect this apportionment.

New Bond Issues

From time-to-time new bonds or revenue certificates are issued by the universities for construction of facilities at the universities. The entries to record the activity relating to the new issue are as follows:

The example below is an issue of \$10,000,000, deferred charges of \$475,000, and a bond discount of \$875,000.

EF	GL Code	Description	DR	CR	Exh A	Exh B	Exh C
----	---------	-------------	----	----	-------	-------	-------

1) To record initial issue:

5	4640x-4648x	BOND DISCOUNT	875,000		A431		
	112xx	CASH IN BANK	8,650,000		A102		
	252xx	PREPAID CHARGES	475,000		A131		
	4610x-4618x	BONDS PAYABLE		1,350,000	A431		
	6910x-6918x	BOND PROCEEDS		8,650,000	A431		C301

2) To record construction expenses:

5	722xx	FCO EXPENSES	5,000,000				C308
	112xx	CASH IN BANK		5,000,000	A102		
8	278xx	CONSTRUCTION IN PROGRESS	5,000,000		A222		
	722xx	FCO EXPENSES		5,000,000			CXXX

3) To record principal and interest payment:

7	731xx	PRINCIPAL RETIREMENT	500,000				C309
	732xx	INT & FISCAL CHARGES	97,500			B425	C310
	112xx	CASH IN THE STATE TREASURY		597,500	A102		

4) To record accrual at year-end:

5	722xx	FCO EXPENSES	1,000,000				C308
	313xx	CONSTRUCT CONTR PAYABLE		1,000,000	A312		C308
8	278xx	CONSTRUCTIONS IN PROGRESS	1,000,000		A222		
	722xx	FCO EXPENSES		1,000,000			CXXX

5) To transfer the bond liability and asset to EF 8:

5	4610x-4618x	BONDS PAYABLE	6,810,000		A431		
	252xx	PREPAID CHARGES		285,000	A131		
	4640x-4648x	BOND DISCOUNT		525,000	A431		
	652xx	PROPERTY TRANSFERS		6,000,000		BXXX	CXXX
8	752xx	PROPERTY TRANSFERS	6,000,000			BXXX	CXXX

252xx	PREPAID CHARGES	285,000	A131
4640x-4648x	BOND DISCOUNT	525,000	A431
4610x-4618x	BONDS PAYABLE	6,810,000	A431

NOTE: The entire bond discount or deferred charges may be transferred to EF 8. In this example they are prorated (60%) to the liability.

6) To record amortization of deferred charges:

8	785xx	AMORT & FISCAL CHARGES	75,000	B430	CXXX
	252xx	PREPAID CHARGES	75,000	A131	

7) To record amortization of discount:

8	732xx	INT & FISCAL CHARGES	87,500	B425	CXXX
	4640x-4648x	BOND DISCOUNT	87,500	A431	

8) To record reduction in bonds payable in EF 8 for principal payment in EF 7:

8	4610x-4618x	BONDS PAYABLE	500,000	A431	
	731xx	PRINCIPAL RETIREMENT	500,000		CXXX

The results of the above entries would produce the following results on the university GASB statements:

Statement of Net Position

Assets:

A102	CASH IN BANK	3,052,500
A131	PREPAID CHARGES	400,000
A222	CONSTRUCTION IN PROGRESS	6,000,000
A299	TOTAL ASSETS & DEFERRED OUTFLOWS OF RESOURCES	<u>9,452,500</u>

Liabilities:

A312	CONSTRUCTION CONTRACTS PAYABLE	1,000,000
A431	BONDS PAYABLE	8,712,500
A499	TOTAL LIABILITIES & DEFERRED INFLOWS OF RESOURCES	<u>9,712,500</u>

Net Position:

A510	INVESTED IN CAPITAL ASSETS, NET OF RELATED DEBT	337,500
A522	RESTRICTED NET POSITION, DEBT SERVICE	-597,500
A599	TOTAL NET POSITION	<u>-260,000</u>

Statement of Revenues, Expenses, and Changes in Net Position

Non-Operating Revenues/Expenses

B425	INTEREST ON ASSET RELATED DEBT	-185,000
B430	OTHER NON-OPERATING EXPENSES	<u>-75,000</u>
B500	INCOME (LOSS) BEFORE CONTRIBUTIONS AND TRANSFERS	<u>260,000</u>
B700	CHANGE IN NET POSITION	-260,000
B800	TOTAL NET POSITION - BEGINNING	<u>0</u>

B900	TOTAL NET POSITION - ENDING	<u>-260,000</u>
------	-----------------------------	-----------------

Statement of Cash Flows

Cash Flows From Capital & Related Financing Activities:

C301	PROCEEDS FROM CAP DEBT & NEW LEASE	8,650,000
C308	PURCHASE/CONSTRUCTION OF CAPITAL ASSETS	-5,000,000
C308	PRINCIPAL PAID ON CAPITAL DEBT	-500,000
C310	INTEREST PAID ON ASSET RELATED DEBT	<u>-97,500</u>

Bond Refunding

On occasion, a university will defease old bonds to take advantage of better interest rates. The proceeds are then used to purchase U.S. government securities. The securities are placed in an irrevocable trust with an escrow agent to provide for all future debt service payments on the defeased bonds.

GASB 65 was effective for the fiscal year ending June 30, 2014. Prior to GASB 65 bond issuance costs were capitalized as deferred bond charges (current and noncurrent) and amortized in a systematic and rational manner over the remaining life of the old debt or the life of the new debt, whichever is shorter. Per GASB 65, paragraph 15 "Debt issuance costs, except any portion related to prepaid insurance costs, should be recognized as an expense in the period incurred. Prepaid insurance costs should be reported as an asset and recognized as an expense in a systematic and rational manner over the duration of the related debt."

Pursuant to GASB 65 bond issuance costs (deferred bond costs) that were capitalized prior to fiscal year 2014 are to be written-off with implementation. The Accounting Principal Subcommittee agreed that the write-off should be recorded to account 785xx Amort & Fiscal Charges unless the amount is material to the University. If material a Prior Period Adjustment should be recorded.

GASB 65 does not change the accounting for discounts/ premiums or gain/loss on refunding.

Refunding can be either current or advance refunding.

For a current refunding the outstanding debt is called and is refunded with new debt, some debt contains a call premium to call the debt, the call premium should be included in the reacquisition price of the old debt. The net carrying amount of the old debt is the old debt principal +/- unamortized premium or discount. In effect the gain or loss on refunding equals the call premium +/- the unamortized premium or discount.

For an advance refunding a deposit is placed in an escrow account is established to pay the outstanding debt over time (also known as refunding and defeasance). In this case the reacquisition price typically exceeds the net carrying value of the old debt because interest earned on the deposit is generally less than that required to be paid on the old debt, therefore, the amount deposited with the escrow agent is greater than the amount that otherwise would be required to cover only principal on the old debt. The reacquisition price equals the amount deposited into the escrow account. The net carrying amount of the old debt is the old debt principal +/- unamortized premium or discount. In effect the gain or loss on refunding equals the amount in excess of the par value placed in escrow +/- the unamortized premium or discount.

Interest paid with the refunding should be expensed in the current period.

It is important note that the guidance below applies to bond refunding rather than capital improvement debt refunding as the accounting treatment differs. The accounting treatment relating to the deferred amount from refunding of old debt is treated as a Deferred Outflow or Deferred Inflow for bonds. Capital improvement debt is actually debt of the State of Florida rather than debt of the University. Per the 2013 State of Florida CAFR footnote for Bonds Payable, Types of

Bonds footnote (page 116) – “University Auxiliary Bonds are issued to construct university facilities, including parking and housing. The bonds, serial and term, are secured by university pledges of certain housing system revenues, parking system revenues, and student fee assessments”. The difference between the reacquisition price and net carrying amount is accounted for as an Asset or Liability (Gain or Loss on Refunding) rather than Deferred Outflow/Deferred Inflow.

The entries to record the current refunding of an old bond issue are as follows:

The example below is a refunding of \$13,525,000 existing bonds, bond discount balance of \$45,000, call premium of \$100,000 and interest payable upon refunding of \$50,000. As noted above prior bond issuance costs will have already been written-off, thus will not appear in this entry.

The par value of the new bonds is \$14,005,000, bond discount of \$80,000, bond issuance costs of \$250,000 and no prepaid insurance.

Calculate loss/gain on refunding as follows:

	Debit	Credit
Calculate Reacquisition Price		
Par Value Old Debt (Current and Long-Term)		X
Call Premium to Refund Old Debt		<u>X</u>
Funds Required to Refund Old Debt		<u>X</u>
Calculate Net Carrying Value of Old Debt		
Par Value Old Debt (Current and Long-Term)		X
Premium Old Debt (Current and Long-Term)		X
Discount Old Debt (Current and Long-Term)		<u>X</u>
Net Carrying Value of Old Debt		
Funds Required to Refund Old Debt - Net Carrying Value of Old Debt		

= Loss/Gain on Refunding Debt (Current and Long-Term)

Loss if Debit Balance /Gain if Credit Balance

	EF	GL Code	Description	DR	CR	Exh A	Exh B	Exh C
1)	To	record Bond	refunding:					
	8	3610x – 3618x 4610x – 4618x	BONDS PAYABLE (OLD)	13,525,000		A341 A431		
		3640x – 3648x 4640x – 4648x	Bond Discount (NEW)	80,000		A341 A431		
		785xx	Fiscal Charges Nonoperating Expense (Bond Issuance Costs New Debt)	250,000			B430	
		732xx	Interest and Fiscal Charges	50,000			B425	
		4650x – 4658x	Deferred Loss on Debt Refunding (If Deferred Gain on Debt Refunding then the GL Code is 25600 and Exhibit Code is A263.)	145,000		A463		
		695xx	BONDS PAYABLE (NEW) (Proceeds on refunding bonds)		14,005,000	A431		C301
		3640x – 3648x 4640x – 4648x	Bond Discount (OLD)		45,000	A341 A431		

Capital Improvement Debt Payable Refunding

As noted above, if the debt being refunded is Capital Improvement Debt Payable, the treatment of the gain or loss is not considered a deferred inflow or deferred outflow. Assume the same facts as above the entries are:

	EF	GL Code	Description	DR	CR	Exh A	Exh B	Exh C
1)	To	record Capital	Improvement Debt Payable refunding:					
	8	3619x 4619x	Capital Improvement Debt Payable (OLD)	13,525,000		A348 A448		
		3649x 4649x	Unamortized Discount on Capital Improvement Debt Payable	80,000		A348 A448		
		785xx	Fiscal Charges Nonoperating Expense (Bond Issuance Costs New Debt)	250,000			B430	
		732xx	Interest and Fiscal Charges	50,000			B425	
		3659x 4659x	Amount Deferred on Refunding Capital Improvement Debt Payable	145,000		A348 A448		
		6919x	Capital Improvement Debt Payable (NEW) (Proceeds on refunding bonds)		14,005,000	A448		C301
		3649x 4649x	Unamortized Discount on Capital Improvement Debt Payable (OLD)		45,000	A348 A448		

GASBS65, Par. 5

5. Statement 23, as amended, establishes accounting and financial reporting for current refundings and advance refundings resulting in defeasance of debt.¹ In addition, paragraph 221 of Statement 62 provides accounting and financial reporting guidance for refundings and advance refundings of tax-exempt debt that result in a change in the provisions of a lease.

GASBS65, Par. 6

6. For current refundings and advance refundings resulting in defeasance of debt reported by governmental activities, business-type activities, and proprietary funds, the difference between the reacquisition price² and the net carrying amount³ of the old debt should be reported as a deferred outflow of resources or a deferred inflow of resources and recognized as a component of interest expense in a systematic and rational manner over the remaining life of the old debt or the life of the new debt, whichever is shorter.

GASBS65, Par. 7

7. Prior to the expiration of the lease term, if a change in the provisions of a lease results from a refunding by the lessor of tax-exempt debt, including an advance refunding, in which (a) the perceived economic advantages of the refunding are passed through to the lessee and (b) the revised agreement is classified as a ~~capital~~ **Right To Use** lease by the lessee, then the lessee should adjust the lease obligation to the present value of the future minimum lease payments under the revised lease. The adjustment of the lease obligation to present value should be made using the effective

interest rate applicable to the revised agreement. The resulting difference should be reported as a deferred outflow of resources or a deferred inflow of resources. The deferred outflow of resources or the deferred inflow of resources should be recognized as a component of interest expense in a systematic and rational manner over the remaining life of the old debt or the life of the new debt, whichever is shorter.

Debt Issuance Costs

GASBS65, Par. 14

14. Paragraph 187 of Statement 62 establishes standards of accounting and financial reporting for debt issuance costs. Paragraph 12 of Statement 7 indicates that debt issuance costs include all costs incurred to issue the bonds, including but not limited to insurance costs (net of rebates from the old debt, if any), financing costs (such as rating agency fees), and other related costs (such as printing, legal, administrative, and trustee expenses).

GASBS65, Par. 15

15. Debt issuance costs, except any portion related to prepaid insurance costs, should be recognized as an expense in the period incurred. Prepaid insurance costs should be reported as an asset and recognized as an expense in a systematic and rational manner over the duration of the related debt.

Impairment of Assets

The requirements of GASB 42 only apply to capital assets **with material carrying values**. GASB 42 defines asset impairment as a *significant, unexpected decline in the service utility* of a capital asset. Service utility, in turn, is defined as the usable capacity that a capital asset was expected to provide at its acquisition.

The determination of whether a capital asset has been impaired is a two-step process of (a) identifying potential impairments and (b) testing for impairments. A checklist for assessing capital asset impairment is attached. GASB 42 prescribes three different methods for calculating the amount of the impairment; restoration cost approach, service units approach, or deflated depreciated replacement cost approach. Impaired assets that will no longer be used should be reported at the lower of carrying value or fair value.

The impairment loss should be reported net of the associated insurance recovery when the loss and recovery occur in the same fiscal year. State appropriations and federal grants (i.e. FEMA grants) should not be netted against any associated impairment loss.

GASB Statement No. 42, *Accounting and Financial Reporting for Impairment of Capital Assets and for Insurance Recoveries* provides guidance on determining whether a capital asset has been impaired and provides four methods of measuring the impairment loss. Additional implementation guidance is provided in OSC Memorandum No. SAD 06-17.

Sample Accounting Entries: Assume that a \$500,000 impairment loss has been calculated with a \$100,000 insurance recovery.

	EF	GL Code	Description	DR	CR	Exh A	Exh B	Exh C
<i>To record loss on capital impairment</i>								
1, 2	774xx		OPERATING EXPENSE –					
			AMORTIZATION & WRITE-OFFS	500,000			B210	
	722xx		FCO Expenses		500,000			C308
8	722xx		FCO EXPENSES		500,000			C308
	26xxx-288xx		CAPITAL ASSET (EXCEPT LAND)		500,000	A2xx		
<i>To net impairment loss against related insurance recovery (if received in the same year as the loss)</i>								
1,2	112xx		CASH	100,000		A012		
	774xx		OPERATING EXPENSE –					
			AMORTIZATION & WRITE-OFFS		100,000		B210	

Checklist for Assessing Capital Asset Impairments

Name of Unit: _____ Balance Sheet Date: _____

Asset Description: _____ Asset Number: _____

Completed by: _____ Date: _____

GASB Statement No. 42, *Accounting and Financial Reporting for Impairment of Capital Assets and for Insurance*

Recoveries (GASB 42) provides guidance on determining whether a capital asset has been impaired and provides four methods of measuring the impairment loss. Additional implementation guidance is provided in OSC Memorandum No. SAD 06-17. The preparer of this checklist should be familiar with GASB 42 and the OSC memorandum. All paragraph references in this checklist are to GASB 42. **This checklist should only be completed if the carrying value (cost less accumulated depreciation) of the capital asset is material.** Disclosure requirements are not addressed in this checklist.

Part 1 – Testing for Impairment

1. Has there been a prominent event or change in the circumstances affecting the asset? (Para. 8)

YES _____ Go to Step 2.

NO _____ Go to Step 12.

- Paragraph 8 states that the event or change in circumstances affecting a capital asset should be “conspicuous or known to the government”. Further those events or changes “are expected to have prompted discussion by the governing board, management, or the media.” Attach copies of any news articles, board minutes, memos, or other documentation related to the potential impairment of the capital asset.

- Paragraph 4 requires land to be considered separately from other capital assets.

2. Is the magnitude of the event significant? (Para. 11a)

YES _____ Go to Step 3.

NO _____ Go to Step 12.

- GASB standards do not define “significant.”

3. Is the decline in the service utility of the asset unexpected? (Para. 11b)

YES _____ Go to Step 4.

NO _____ Go to Step 12.

- “Unexpected” means that the event or change in circumstance (see Step 1) was not expected to occur during the life of the asset. (Para. 5)

4. Is there evidence that the impairment is temporary? (Para. 18)

YES _____ Losses do not arise from temporary impairments. Go to Step 12.

NO _____ Go to Step 5.

- GASB 42 establishes the presumption that capital asset impairment is permanent, unless evidence demonstrates that the impairment is only temporary. If the impairment is determined to be temporary, attach supporting evidence. Impairment should always be considered permanent when it is indicated by physical damage.

5. Will the institution continue to use the asset? (Paras. 12 and 16)

YES _____ Go to Step 6.

NO _____ Go to Step 11.

Part 2 – Measuring the Impairment Loss

6. Is the impairment based on evidence of physical damage? (Para. 9a)

YES _____ Stop here. Measure the impairment loss using the restoration cost approach (Para 12a).

NO _____ Go to Step 7.

- See Appendix C of GASB 40, Illustrations 1 and 2.

7. Is the impairment the result of enactment or approval of new laws or regulations or other environmental factors that govern the asset’s use? (Para. 9b)

YES _____ Stop here. Measure the impairment loss using the service units’ approach (Para. 12b).

NO _____ Go to Step 8.

- See Appendix C of GASB 40, Illustration 3.

8. Is the impairment the result of change in technology or obsolescence? (Para. 9c)

YES _____ Stop here. Measure the impairment loss using the service units’ approach (Para 12b).

NO _____ Go to Step 9.

- See Appendix C of GASB 40, Illustration 4.

9. Is the impairment the result of a change in the manner or duration of use of the asset? (Para. 9d)

YES _____ Stop here. Measure the impairment loss using the either the service units’ approach or the deflated depreciated replacement cost approach (Paras. 12b and c).

NO _____ Go to Step 10.

- See Appendix C of GASB 40, Illustrations 5, 6, 7, and 8.

- Para. 10 discusses changes in demand for services and contrast these to situations that are impairment indicators. A change in demand for the services of a capital asset, in and of itself, is not considered a separate indicator of impairment (see Appendix C of GASB 40, Illustration 10).

10. Is the impairment the result of a permanent construction stoppage? (Para. 9e)

YES _____ Stop here. Measure the impairment loss as the difference between the carrying value of construction in progress and the fair value of the asset, if lower. If the fair value is lower,

the loss is equal to the difference in values (Para. 16).

- See Appendix C of GASB 40, Illustration 9.
- In circumstances in which fair value exceeds carrying value, it would not be appropriate to recognize a gain until the gain is realized through a sale.

11. The asset will no longer be used by the institution (Indicate with an "X" below).

_____ Stop here. Measure the impairment loss as the difference between the carrying value of

the asset (historical cost less accumulated depreciation) and the fair value of the asset, if lower. If the fair value is lower, the loss is equal to the difference in values (Para. 16).

12. The asset is not impaired (Indicate with an "X" below)

_____ Stop here.

- Estimates used to calculate depreciation expense should be reevaluated and changed if necessary (Para. 19).
- The asset should not be reassessed unless there are new events or circumstances as discussed in Steps 1 through 3 of this checklist.

Source: Adopted from PPCs Guide to Preparing Governmental Financial Statements Under GASBS No. 34, Tenth Edition (October 2005)

GASB 49 – Pollution Remediation Obligation

A pollution remediation obligation is an obligation to address the current or potential detrimental effects of existing pollution by participating in pollution remediation activities. Pollution remediation outlays include all direct outlays attributable to pollution remediation activities (for example, payroll and benefits, equipment and facilities, materials, and legal and other professional services) and may include estimated indirect outlays (including general overhead). The following outlays are not part of performing pollution remediation and should not be included: fines, penalties, toxic torts (civil wrongs arising from exposure to a toxic substance), product and process (workplace) safety outlays, litigation support involved with potential recoveries, and outlays borne by society at large rather than by a specific government.

Once any one of five specified obligating events occurs, a government is required to estimate the components of expected pollution remediation outlays and determine whether outlays for those components should be accrued as a liability or, if appropriate capitalized when goods and services are acquired. Obligating events include the following:

The government is compelled to take pollution remediation action because of an imminent endangerment.

The government violates a pollution prevention-related permit or license.

The government is named, or evidence indicates that it will be named, by a regulator as a responsible party or potentially responsible party for remediation, or as a government responsible for sharing costs.

The government is named, or evidence indicates that it will be named, in a lawsuit to compel participation in pollution remediation.

The government commences or legally obligates itself to commence pollution remediation.

Pollution remediation liabilities should be measured based on the pollution remediation outlays expected to be incurred to settle those liabilities and should be measured at their current value. These liabilities should be measured using the expected cash flow technique, which measures the liability as a sum of probability-weighted amounts in a range of possible estimated amounts – the estimated mean or average. Estimates of a pollution remediation liability should be adjusted when benchmarks are met or when new information indicates changes in estimated outlays. Except as noted below, pollution remediation outlays should be reported as an expense when a liability is recognized.

Pollution remediation outlays should be capitalized in government-wide and proprietary fund financial statements, subject to certain limitations, only if the outlays are incurred:

to prepare property for sale in anticipation of a sale,

to prepare property for use when the property was acquired with known or suspected pollution that was expected to be remediated,

to perform pollution remediation that restores a pollution-caused decline in service utility that was recognized as an asset impairment, or

to acquire property, plant, and equipment that have a future alternative use other than remediation efforts.

For recognized pollution remediation liabilities and recoveries of pollution remediation outlays, governments should disclose the following:

The nature and source of pollution remediation obligations,

The amount of the estimated liability, the methods and assumptions used for the estimate, and the potential for changes due to price increase or reduction, technology, or applicable laws or regulations, and

Estimated recoveries reducing the liability.

These requirements are effective for financial statements for periods beginning after December 15, 2007, with measurement of pollution remediation liabilities required at the beginning of that period so that Net Position can be restated.

NOTE: For example, purposes, we will utilize a total estimated remediation liability of \$750,000, with \$500,000 to be paid in the upcoming year and \$250,000 to be paid in the subsequent year. We will also assume that there are no recoveries from other responsible parties or insurance and that no capitalizable transactions occurred.

EF	GL Code	Description	DR	CR	Exh A	Exh B	Exh C
<i>Entry to record the pollution remediation liability once amount is estimated.</i>							
5,6	7890x	OTHER NON-OPER EXPENSE	750,000			B430	C308
5,6	3990x	OTHER CURR LIAB		500,000	A361		C308
5,6	4990x	OTHER NONCURRENT LIAB		250,000	A437		C308

Capitalization of Pollution Remediation Outlays

NOTE: For example, purposes, we will assume that pollution remediation outlays meet one of the four criteria above and the total amount of the outlay is \$200,000.

EF	GL Code	Description	DR	CR	Exh A	Exh B	Exh C
<i>To record payment of pollution remediation expenses:</i>							
1-7	722xx	FCO EXPENSES	200,000				C308
1-7	112xx	CASH IN BANK		200,000	A012/A102		
<i>2) To capitalize pollution remediation outlay:</i>							
	8	274xx	INFRASTRUCTURE & OTH IMPR (OR OTHER APPROP CAP ASSET)	200,000	A012		
8	722xx	FCO EXPENSES		200,000			C308

(THIS PAGE INTENTIONALLY LEFT BLANK)

APPENDIX **F**

AFS REPORTS

Contained in this Appendix is a listing of AFS Reports.

AFS Report Number	AFS Report Title
	Comparative Statements For All Universities
	Component Units Comparative Statements For ALL Universities
GSB10	Adjustments Error Reports
GSB10R01	Posting Of Adjustments Error Report
GSB10R02	Current Year Adjustments Posted Report
GSB15	Error Reports
GSB15R01	Balance Build Error Report
GSB15R03	Adjustments Exhibit Reassignment Error Report
GSB20	Current Year Adjusting Entries
GSB20R02	Cy Adjusting Entries by External Fund Within Fund
GSB20R04	Cy Adjusting Entries by Fund
GSB20R06	Cy Adjusting Entries by External Fund
GSB20R08	Cy Adjusting Entries by Adjustment Number
GSB20R10	Cy Adjusting Entries by Date
GSB20R12	Cy Adjusting Entries by User Id
GSB25	Prior Year Adjusting Entries
GSB25R02	PY Adjusting Entries by External Fund Within Fund
GSB25R04	PY Adjusting Entries by Fund
GSB25R06	PY Adjusting Entries by External Fund
GSB25R08	PY Adjusting Entries by Adjustment Number
GSB30	Detail Of ERP and Adjustment Data
GSB30R04	Detail Of ERP and Adjustment Data by Exhibit Within Fund
GSB30R08	Detail Of ERP and Adjustment Data by Adjustment Within Exhibit
GSB40	Adjusted Trial Balance
GSB40R02	Adjusted Trial Balance by External Fund
GSB40R04	Adjusted Trial Balance by Fund
GSB40R08	Adjusted Trial Balance by Exhibit for All Funds
GSB40R09	Adjusted Trial Balance by GL Code

AFS Report Number	AFS Report Title
GSB50	GASB Consolidated Workpapers
GSB50R02	GASB Consolidated Workpapers by Exhibit by External Fund Within Fund
GSB50R04	GASB Consolidated Workpapers by Fund
GSB50R06	GASB Consolidated Workpapers by External Fund
GSB50R08	GASB Consolidated Workpapers for All Funds
GSB55	Functional Expense Consolidated Workpapers
GSB55R02	Functional Expense Consolidated Workpapers by External Fund Within Fund
GSB55R04	Functional Expense Consolidated Workpapers by Fund
GSB55R06	Functional Expense Consolidated Workpapers by External Fund
GSB55R08	Functional Expense Consolidated Workpapers for All Funds
GSB60	GASB Exhibits
GSB60R02	GASB Exhibits by External Fund within Fund
GSB60R04	GASB Exhibits by Fund
GSB60R06	GASB Exhibits by External Fund
GSB60R08	GASB Exhibits by Exhibit
GSB60R10	GASB Exhibits by Exhibit – University and Component Units
GSB60R11	GASB Exhibits by Exhibit – Comparison of CY and PY – University
GSB60R12	Consolidated Exhibit by Exhibit State Universities of Florida– University Only
GSB60R13	Consolidated Exhibit by Exhibit State Universities of Florida – Component Units Only
GSB60R14	Consolidated Exhibit by Exhibit State Universities of Florida – University and Component Units
GSB60R15	Template for Importing Exhibit Code Data
GSB60R16	Consolidated Entries by Institution
GSB65	DFS Adjustment Forms
GSB65R01	DFS Adjustment Forms – University Only
GSB65R02	DFS Adjustment Forms – University and Component Units
GSB65R03	DFS Adjustment Forms – Component Units Only by Component Units
GSB65R01-R03	DFS Adjustment Forms – University and Component Units
GSB70	GASB Exhibit Balances
GSB70R02	GASB Exhibit Balances by External Fund Within Fund
GSB70R04	GASB Exhibit Balances by Fund
GSB70R05	GASB Exhibit Balances by Fund by GL Code
GSB70R06	GASB Exhibit Balances by External Fund
GSB70R08	GASB Exhibit Balances by Exhibit Code
GSB70R09	GASB Exhibit Balances by GL Code by Exhibit Code
GSB75	GASB Exhibit Balances with External Program Detail
GSB75R02	GASB Exhibit Balances by External Fund Within Fund with External Program Detail
GSB75R04	GASB Exhibit Balances by Fund with External Program Detail
GSB75R05	GASB Exhibit Balances by Fund by GL with External Program Detail

AFS Report Number	FS Report Title
GSB75R06	GASB Exhibit Balances by External Fund with External Program Detail
GSB75R08	GASB Exhibit Balances by Exhibit Code with External Program Detail
GSB75R09	GASB Exhibit Balances by GL Code by Exhibit Code with External Program Detail
GSB80	Reversal of Prior Year Adjustments
GSB80R01	Reversal of Prior Year Adjustments by Prior Year Adjustment Number
GSB80R02	Reversal of Prior Year Adjustments
GSB85	Reconciliation of Beginning Net Position
GSB85R01	Reconciliation of Beginning Net Position with Reversal Candidates
GSB85R02	Reconciliation of Beginning Net Position with Marked Reversal Entries
GSB85R03	Reconciliation of Beginning Net Position with Reversing Entries
GSB90	Financial Statements Editing Report
GSB90R02	Financial Statements Editing Report
GSB20CU	Component Units Current Year Adjusting Entries
GSB20CU2	Component Units Current Year Adjusting Entries by External Fund Within Fund
GSB20CU4	Component Units Current Year Adjusting Entries by Fund
GSB20CU6	Component Units Current Year Adjusting Entries by External Fund
GSB20CU8	Component Units Current Year Adjusting Entries by Adjustment Number
GSB20C10	Component Units Current Year Adjusting Entries by Date
GSB20C12	Component Units Current Year Adjusting Entries by User ID
GSB40CU	Component Units Adjusted Trial Balance
GSB40CU4	Component Units Adjusted Trial Balance by Fund
GSB50CU	Component Units Consolidated Workpapers
GSB50CU4	Component Units Consolidated Workpapers by Fund
GSB50CU6	Component Units Consolidated Workpapers by Component Unit Type
GSB50CU8	Component Units Consolidated Workpapers by Exhibit for All Funds
GSB60CU	Component Units Exhibits
GSB60CU4	Component Units Exhibits by Fund
GSB60CU6	Component Units Exhibits by Component Unit Type
GSB60CU8	Component Units Exhibits by Exhibit for All Funds
GSB60C12	Component Units Exhibits by Exhibit – Comparison of CY and PY
GSB70CU	Component Units GASB Balances
GSB70CU4	Component Units GASB Balances by Fund
GSB70CU5	Component Units GASB Balances by Fund by GL Code

AFS Report Number	FS Report Title
GSB70CU6	Component Units GASB Balances by Component Unit Type
GSB70CU8	Component Units GASB Balances by Exhibit for All Funds

(THIS PAGE INTENTIONALLY LEFT BLANK)

APPENDIX G

DFS Adjustment Form Crosswalk

Contained in this Appendix is the crosswalk of financial information from AFS to DFS Adjustment Form.

DFS Code	DFS Code Title	AFS Exhibit	AFS GL	AFS Exhibit/GL Title
111	Cash on Hand	A011		Cash on Hand
112	Cash in Bank	A012		Cash in Bank
113	Cash with SBA	A013		Cash with State Board of Administration
142	Investments with SBA		14299	Investments with SBA/Adj to FMV- SBA- Unrest
143	Special Investments with State Treasury	A022		Special Investments with State Treasury
147	Other Investments		14799	Other Investments/Adj to FMV- Other - Unrest
148	SWFS Only - Fair Market Value Adjustment for Treasury Investments	A027	14399	Adjustment to FMV - SPIA - Unrest
151	Accounts Receivable	A031	-	Accounts Receivable
153	Interest and Dividends Receivable	A032		Interest and Dividends Receivable
154	Loans and Notes Receivable	A061		Loans and Notes Receivable
155	Contracts and Grants Receivable	A033		Contracts and Grants Receivable
158	Leases Receivable – Current	A063		Leases Receivable Current
158	Leases Receivable – Current	A064		Lease Receivable - CU Current
159	Allowance for Uncollectibles	A034		Allowance for Uncollectibles
159	Allowance for Uncollectibles	A062		Allowance for Uncollectibles (L & N)
167	Due from Component Units/Primary	A042		Due from Primary Government
167	Due from Component Units/Primary	A043		Due from Component Units
167	Due from Component Units/Primary	A133		Due from Component Units
171	Supply Inventory	A051		Supply Inventory
172	Goods Purchased for Resale	A052		Goods Purchased for Resale
199	Prepaid Charges & Other Assets	A071	-	Prepaid Charges & Other Assets
199	Other Current Assets	A072		Deposits
199	Other Current Assets	A132		Net Investment in Direct Financing Leases
199	Other Current Assets	A134		Other Non-Current Assets
221	Restricted Cash on Hand	A101		Cash on Hand - Restricted
222	Restricted Cash in Bank	A102		Cash in Bank - Restricted
223	Restricted Cash with SBA	A103		Cash with State Board of Administration – Restr
225	Restricted Investment with State Treasury	A112		Special Investments with State Treasury – Restr
226	Restricted Investment with SBA	A113/ A117	24299	Investments with SBA - Restricted/Adj to FMV-SBA Restricted
227	Restricted Other Investments	A112/ A118	24799	Other Investments - Restricted/Adj to FMV – Other Restricted
230	Deferred Outflows - Leases	A271		Deferred Outflows Leases
231	Deferred Outflows Dec in FV - Hedging Derivatives	A261		Accumulated Decrease in Fair Values of Hedging Derivatives
233	Deferred Amounts on Refunding - Bonds Payable	A263	256xx-2567x	Deferred Loss on Bond Debt Refunding
234	Deferred Amounts on Refunding - Certificates of Participation	A264	2568x	Deferred Loss on CoP Debt Refunding
235	Deferred Outflows - Pension-related Items - FRS	A265	235xx	Deferred Outflows of Pension Resources
236	Deferred Outflows - Pension-related Items - HIS	A265	236xx	Deferred Outflows of Pension Resources
238	Deferred Outflows - Other Postemployment Benefits	A266		Deferred Outflows - Other Post-Employment Benefits
239	Deferred Outflows - Asset Retirement Obligations	A267		Deferred Outflows – Asset Retirement Obligations
242	SWFS – Adj to FMV for Rest Tres Invest		24399	Adjust to FMV - SPIA Rest
243	Deferred Outflows - Other	A268		Deferred Outflows - Other
246	Debt Investment with Collateral Securities		246xx	Debt Investment with Collateral Securities
247	Other Investments		247xx	Other Investments

248	Unamortized Premiums on Investments		248xx	Unamortized Premiums on Investments
249	Unamortized Discounts on Investments		249xx	Unamortized Discounts on Investments
252	Prepaid Charges & Other Assets	A131		Prepaid Charges & Other Assets
254	Other Loans and Notes Receivable	A121		Loans and Notes Receivable
259	Allowance for Uncollectibles	A122		Allowance for Uncollectibles
261	Leases Receivable – Noncurrent	A123		Lease Receivables Noncurrent
261	Leases Receivable – NonCurrent	A125		Lease Receivable - CU Noncurrent
262	Allowance for Doubtful Lease Receivables - NonCurr		2599x	Allowance for Uncollectibles- Lease Receivable
262	Allowance for Doubtful Lease Receivables - NonCurr	A126		Allowance for uncollectable Leases CU Noncurrent
264	Works of Art & Historical Treasures - Depreciable	A216		Works of Art & Historical Treasures - Depreciable
265	Accumulated Depreciation Works of Art & Historical Treasures		265xx	Acc Dep - Works of Art & Historical Treasures
266	Works of Art & Historical Treasures - Non-depreciable	A223		Works of Art & Historical Treasures - Non-Depreciable
267	Leasehold Improvements		267xx	Leasehold Improvements
268	Accumulated Depreciation - Leasehold Improvements		268xx	Accumulated Depreciation - Leasehold Improvements
271	Land and Land Improvements	A221		Land
272	Buildings and Building Improvements	A211		Buildings
273	Accumulated Depreciation - Buildings/Building Improvements		273xx	Accumulated Depreciation -Buildings
274	Infrastructure and Other Improvements	A212		Infrastructure and Other Improvements
275	Acc Depreciation - Infrastructure and Other Improvements		275xx	Acc Dep - Infrastructure and Other Improvements
276	Furniture and Equipment	A213		Furniture and Equipment
277	Accumulated Depreciation - Furniture & Equipment		277xx	Accumulated Depreciation - Furniture and Equipment
278	Construction Work in Progress	A222		Construction Work in Progress
282	Library Resources	A214		Library Resources
283	Accumulated Depreciation - Library Resources		283xx	Accumulated Depreciation - Library Resources
284	Property Under Lease	A231		Right to Use Space/Other Leases
284	Property Under Lease	A233		Right to Use Equipment Leases
285	Accumulated Depreciation	A232		Accum /Amortization – Right to Use Space/other Leases
285	Accumulated Depreciation	A234		Accum Amortization Right to Use Equipment Leases
286	SBITA Asset	A235		SBITA Asset
287	Accumulated Amortization – SBITA	A236		Accumulated Amortization – SBITA
288	Amortizable Intangible Assets & Other Capital Assets	A217		Computer Software and Other Capital Assets
289	Accum Amort & Deprec - Intangible & Other Capital Assets		289xx	Accumulated Depreciation - Other Fixed Assets
311	Accounts Payable	A311	-	Accounts Payable
313	Construction Contracts Payable	A312		Construction Contracts Payable
317	Interest Payable - NA	NA		Posts to A361 Other current liabilities
321	Accrued Salaries and Wages	A313		Accrued Salaries and Wages
325	Conduit Debt Interest Payable – Current	NA		
331	Deposits Payable	A315		Deposits Payable
341	Conduit Debt Payable, Current	NA		

357	Due to Component Unit/Primary	A322		Due to Primary Government
357	Due to Component Unit/Primary	A323		Due to Component Units
357	Due to Component Unit/Primary	A438		Due to Component Units
358	Advances from Primary - Short Term		3619x/3639x 3649x/3659x	
361	Matured Bonds Payable		3610x-3618x	Matured Bonds Payable
362	Matured Certificates of Participation		362xx	Matured Rev Certificates Outstanding
363	Advances from Primary – Direct Borrowings/Placements Curr		367xx	Advances from Primary – Direct Borrowings/Placements
371	Current Bonds Payable		3630x-3638x/ 3640x-3648x/371xx	Current Bonds Payable
372	Current Certificates of Participation		366xx/372xx	Unamortized Premium/Discounts on COPS - Curr
373	Bonds Payable from Restricted Assets – CURR		373xx	Bonds Payable from Restricted Assets – CURR
374	Bonds – Direct Borrowings/Placements		374xx	Bonds – Direct Borrowings/Placements
375	Certificates of Participation – Direct Borrowings/Placements		375xx	Certificates of Participation – Direct Borrowings/Placements
376	Installment Purchase Contracts – Direct Borrowings/Placements		376xx	Installment Purchase Notes Payable
377	Lease Liabilities – Direct Borrowings/Placements-SBITA Liabilities Current	A355	377xx	SBITA – Current
378	Other Liabilities, Current – Direct Borrowings/Placements		378xx	Other Current Liabilities
381	Bonds Payable from Restricted Assets – Direct Borrowings/Direct Placements		381xx	Bonds Payable from Restricted Assets – Direct Borrowings/Direct Placements
384	Asset Retirement Obligations – Current	A351		Other Current Liabilities
385	Current Installment Purchase Contracts Payable	A343	385xx	Installment Purchase Notes Payable
386	Current Compensated Absences Liability	A346		Compensated Absences Liability
387	Leases – Current	A344		Right to Use Leases – Current
389	Revenues Received in Advance – Current	A331/A 349 A468		Unearned Revenues/Rev Rec in Adv – Current
391	Other Postemployment Benefits Liability – Current	A347		Post-Employment Health Care Benefits Payable – Current
395	Pension Liability – HIS – Current	A352		HIS – Current
399	Other Current Liabilities	A314	-	Temporary Cash Overdraft
399	Other Current Liabilities	A342	-	Loans and Notes Payable
399	Other Current Liabilities	A314/ A342	329xx/369xx/379xx 3990x/3992x/3993x 3994x/3995x/3996x 3997x/3998x/3999x	Other Current Liabilities
428	Conduit Debt Interest Payable – NC	NA		
431	CoP Direct Borrowings/Placements		431xx	CoP Direct Borrowings/Placements- NC
432	Lease Liabilities – Direct Borrowings/Placements-SBITA Liabilities – Noncurrent	A444	432xx	Lease Liabilities – Direct Borrowings/Placements- SBITA Noncurrent
441	Conduit Debt Payable – Noncurrent	NA		
445	Bonds Payable from Restricted Assets – NC		445xx	Bonds Payable from Restricted Assets – NC
447	Bonds - Direct Borrowings/Placements		447xx	Bonds Payable from Restricted Assets – Direct Borrowings/Placements
458	Advances from Primary	A411	4619x/4639x/4649x 4659x/6919x	
459	Advances from Primary – Direct Borrowings/Placements NC		459xx	Advances from Primary – Direct Borrowings/Placements NC
461	Bonds Payable		4610x-4618x	Bonds Payable
461	Bonds Payable		6910x-6918x	Bond Proceeds
461	Bonds Payable		695xx	Proceeds of Refunding Bonds
462	Certificates of Participation		462xx	Revenue Certificates Outstanding

463	Unamortized Premiums on Bonds Payable		4630x-4638x	Unamortized Premiums on Bonds Payable
464	Unamortized Discounts on Bonds Payable		4640x-4648x	Unamortized Discounts on Bonds Payable
466	Unamortized Premiums/Discounts - COP		466xx	Unamortized Premium/Discount on COPS - Non-current
467	Amount Deferred on Refunding - COP		467xx	Amount Deferred on Refunding - COP
468	Bonds Payable from Restricted Assets – DB/DP		468xx	Bonds Payable from Restricted Assets – Direct Borrowings/Placement
469	Accrued Interest		469xx	Accrued Interest
471	Deferred Inflows-Service Concession Arrangements	A462		Deferred Concession Arrangements Receipts
472	Deferred Inflows - Inc in FV-Hedging Derivatives	A461		Accumulated Increase in Fair Values of Hedging Derivatives
475	Deferred Inflows - Amount Deferred on Refunding - Bonds Payable	A463		Deferred Gain on Bond Debt Refunding
476	Deferred Inflows - Amount Deferred on Refunding - Certificates of Participation		4658x	Deferred Gain on CoP Debt Refunding
477	Deferred Inflows - Pension-related Items - FRS		477xx	Deferred Inflows of Pension Resources
478	Deferred Inflows - Pension-related Items - HIS		478xx	Deferred Inflows of Pension Resources
481	Deferred Inflows - Irrevocable Split Interest Agreements	A467		Deferred Inflows - Irrevocable Split Interest Agreements
482	Deferred Inflows - Other Postemployment Benefits	A466		Deferred Inflows - Other Postemployment Benefits
483	Installment Purchase Contracts - DB/DP		433xx	Installment Purchase Contracts - Direct Borrowings/Placements
484	Asset Retirement Obligations - Long-Term	A443		Asset Retirement Obligations – Non-current
485	Installment Purchase Contracts	A433	485xx 693xx EF:1-7	Installment Purchase Notes Payable
486	Compensated Absences Liability	A436		Compensated Absences Liability
487	Lease Liabilities – Non-Current	A434	694xx	Lease Liabilities– NC/RTU Lease Inceptions
487	Lease Liabilities – Non-Current	A439		Right to Use Leases - CU Noncurrent
489	Revenues Received in Advance – LT		489xx	Revenues Received in Advance – NC
490	Other Long-Term Liabilities– Direct Borrowings/Placements		490xx	Other Long-Term Liabilities– Direct Borrowings/Placements
491	Other Postemployment Benefits Liability	A441		Post-Employment Health Care Benefits Payable – Noncurrent
492	Deferred Inflows – Lease Receivable	A471		Deferred Inflows-Leases
494	Pension Liability - FRS		494xx	Pension Liability
495	Pension Liability - HIS		495xx	Pension Liability
498	Long-Term Insurance Liability	A435		Accrued Self Insurance Claims
499	Other Long-Term Liabilities		499xx	Other Long-Term Liabilities/ Loans & Notes Payable - Noncurrent
499	Other Long-Term Liabilities	A468		Deferred Inflows – Other
532	Prior Period Adjustments to Beginning Net Assets–Error Correction	B850		Adjustments to Beginning Net assets
533	Restricted for Debt Service	A522		Restricted Expendable - Debt Service
534	Restricted for Permanent Fund - Expendable	A526		Restricted Expendable - Endowment
535	Restricted for Permanent Fund - Nonexpendable	A521		Restricted Nonexpendable - Endowment
536	Investment in Fixed Assets, Net of Debt	A510		Investment in Fixed Assets, Net of Related Debt
538	Restricted for Other	A523		
538	Restricted for Other	A524		

538	Restricted for Other	A525		
		<i>This cell is a calculated number</i> B800- A510- A521- A522- A523- A524- A525- A526 <i>Investment in Fixed Assets, Net of Related Debt</i>		
539	Net Assets Unrestricted			
553	Changes in Accounting Principle	NA		
555	Changes to/Within the Reporting Entity	NA		
568	Nonspendable – Leases	NA		
614	Operating Grants and Contributions	B110		Federal Grants and Contracts
614	Operating Grants and Contributions	B115		State and Local Grants and Contracts
614	Operating Grants and Contributions	B120		Nongovernmental Grants and Contracts
614	Operating Grants and Contributions	B134		
614	Operating Grants and Contributions	B406		
614	Operating Grants and Contributions	B407		
614	Operating Grants and Contributions	B408		
621	Capital Grants and Donations	B615		Capital Grants, Contracts, and Donations
621	Capital Grants and Donations	B610		Capital Appropriations
668	Lease Revenue(Proprietary funds)		688xx	Lease Revenue
671	Charges for Services	B105		Student Tuition and Fees
671	Charges for Services	B106		Less: Tuition Scholarship Allowance
671	Charges for Services	B125		Sales and Services of Educational Departments
671	Charges for Services	B130		Sales and Services of Auxiliary Enterprises
671	Charges for Services	B131		Sales and Services of Component Units
671	Charges for Services	B132		Hospital Revenues
671	Charges for Services	B133		Royalties and Licensing Fees
671	Charges for Services	B620		Fees for Capital Projects
684	Payments from the State of Florida	B405		State Appropriations
686	Investment Earnings	B410		Investment Income
686	Investment Earnings	B411		Unrealized Gains and Losses
686	Investment Earnings	B414		Less: Investment Expenses
689	Miscellaneous Revenue	B135		Interest on Loans Receivable
689	Miscellaneous Revenue	B140		Other Operating Revenue
689	Miscellaneous Revenue	B419	LESS 668XX & 697XX	Other Non-Operating Revenues
692	Interest Received on RtU Leases (Gov)	NA		
696	Lease Revenue (Governmental funds)	NA		

697	Interest received on Right to Use Leases (Proprietary)		697xx	Interest Received on Right to Use Leases
698	Contributions to Permanent Funds	B605		Additions to Permanent Endowments
726	Gain/Loss on Sale of Capital Assets	B420		Gain/Loss on Disposal of Capital Assets
729	Amortization Expense – SBITA	NA		Posts to B235 Depreciation Expense
771	Expenses	B205		Compensation and Employee Benefits
771	Expenses	B210		Services and Supplies
771	Expenses	B215		Utilities
771	Expenses	B230		Scholarships and Fellowships
771	Expenses	B235		Depreciation Expense
771	Expenses	B240		Self-Insurance Claims and Expenses
771	Expenses	B425		Interest on Asset Related Debt
771	Expenses	B430		Other Non-Operating Expenses
787	Special Items	B694		Special Items
788	Extraordinary Items	B695		Extraordinary Items
789	Other Non-Operating Expense	B680		Other Revenue(Expense)
790	Lease Expense (Proprietary)	NA		
792	SBITA Expense (Proprietary)	NA		Posts directly to Principle and Interest
796	Interest Paid on SBITA (Proprietary)	NA		Posts to 732xx/B425 Interest on Asset Related Debt
797	Interest Paid on RtU Leases (Government)	NA		
798	Interest Paid on RtU Leases (Proprietary)	NA		

(THIS PAGE INTENTIONALLY LEFT BLANK)

REVISIONS

**INTERINSTITUTIONAL COMMITTEE
ON FINANCE AND ACCOUNTING**

FINANCIAL STATEMENT GUIDE

Revision Pages – **Revision 18**

July 2010

REFERENCE	PAGE
CHAPTER 6: Notes to Financial Statements	All Pages

**INTERINSTITUTIONAL COMMITTEE
ON FINANCE AND ACCOUNTING**

FINANCIAL STATEMENT GUIDE

Revision Pages – Revision 19

August 2010

REFERENCE	PAGE
Chapter 3: Statement of Net Position	27,28,29,31
Appendix B: GL to Exhibit Code Lookup	119,120,123
Appendix G: DFS Adjustment Form Crosswalk	161,162

**INTERINSTITUTIONAL COMMITTEE
ON FINANCE AND ACCOUNTING**

FINANCIAL STATEMENT GUIDE

Revision Pages – Revision 20

June 2011

REFERENCE	PAGE
CHAPTER 3: Statement of Net Position	16, 18, 20, 26, 30, 32, 34
CHAPTER 4: Statement of Revenues, Expenses and Changes in Net Position	45
CHAPTER 5: Statement of Cash Flows	51, 53, 54, 55, 56, 57, 58
APPENDIX A: General Ledger Codes	98, 101, 105, 109
APPENDIX B: GL to Exhibit Code Lookup	115, 116, 117, 120, 122
APPENDIX C: External Program to Functional Expense Classification Lookup	125, 126
APPENDIX G: DFS Adjustment Form Crosswalk	159, 160, 161, 162

**INTERINSTITUTIONAL COMMITTEE
ON FINANCE AND ACCOUNTING**

FINANCIAL STATEMENT GUIDE

Revision Pages – Revision 21

July 2011

REFERENCE	PAGE
Chapter 1: Introduction	8
Chapter 2: Management Discussion & Analysis (MD&A)	13-20
Chapter 3: Statement of Net Position	28
Chapter 4: Statement of Revenues, Expenses, And Changes in Net Position	48
Chapter 5: Statement of Cash Flows	61, 64, 67
Chapter 6: Notes to the Financial Statements	All Pages
Appendix B: GL to Exhibit Code Lookup	123, 127, 129
Appendix H: BOG	All Pages
Appendix G: DFS Adjustment Form Crosswalk	165-167

**INTERINSTITUTIONAL COMMITTEE
ON FINANCE AND ACCOUNTING**

FINANCIAL STATEMENT GUIDE

Revision Pages – Revision 22

July 2012

REFERENCE	PAGE
Chapter 2: Management Discussion & Analysis (MD&A)	13-22
Chapter 5: Statement of Cash Flows	59, 60, 70
Chapter 6: Notes to the Financial Statements	All Pages
Appendix B: GL to Exhibit Code Lookup	126

**INTERINSTITUTIONAL COMMITTEE
ON FINANCE AND ACCOUNTING**

FINANCIAL STATEMENT GUIDE

Revision Pages – Revision 23

July 2013

REFERENCE	PAGE
Chapter 1: Introduction	2
Chapter 2: Management Discussion and Analysis	8-18
Chapter 3: Statement of Net Position	30, 38-42
Chapter 4: Statement of Revenues, Expense, and Changes in Net Position – Exhibit B	45,55
Chapter 5: Statement of Cash Flows	58-60, 65,68,70
Chapter 6: Notes to the Financial Statements	All Pages
Appendix A: General Ledger Codes	118
Appendix B: GL to Exhibit Code Lookup	131-132
Appendix C: External Program to Functional Expense Classification Lookup	137
Appendix D: GASB Statements Formats	All
Appendix E: Sample Accounting Entries	154-159,161,162
Appendix F: AFS Reports	178
Appendix G: DFS Adjustment form crosswalk	183

**INTERINSTITUTIONAL COMMITTEE
ON FINANCE AND ACCOUNTING**

FINANCIAL STATEMENT GUIDE

Revision Pages – Revision 24

August 2013

<u>REFERENCE</u>	<u>PAGE</u>
Chapter 2: Management Discussion and Analysis	2 – 18
Appendix I: Complete AG Shell by AG	NEW – All Pages

*** DUE TO ABOVE CHANGES, THERE HAS BEEN SIGNIFICANT CHANGES TO THE PAGE NUMBERS. IF YOU USE A PRINTED COPY OF THIS GUIDE, YOU SHOULD REPRINT THE ENTIRE GUIDE.*

**INTERINSTITUTIONAL COMMITTEE
ON FINANCE AND ACCOUNTING**

FINANCIAL STATEMENT GUIDE

Revision Pages – Revision 25

August 2014

REFERENCE	PAGE
CHAPTER 3 STATEMENT OF NET POSITION - EXHIBIT A	28
CHAPTER 4 STATEMENT OF REVENUES, EXPENSES AND CHANGES IN NET POSITION	64
CHAPTER 5 STATEMENT OF CASH FLOW	74

**INTERINSTITUTIONAL COMMITTEE
ON FINANCE AND ACCOUNTING**

FINANCIAL STATEMENT GUIDE

Revision Pages – Revision 26

August 2015

REFERENCE	PAGE
<i>Chapter 1: Introduction</i>	2,3
<i>Chapter 2: Management Discussion and Analysis</i>	10-19
<i>Chapter 3: Statement of Net Position</i>	32,41,42,46
<i>Chapter 5: Statement of Cash Flows</i>	63,74
<i>Chapter 6: Notes to the Financial Statements</i>	ALL
<i>Appendix A: General Ledger Codes</i>	122,125,128,133
<i>Appendix B: GL to Exhibit Code Lookup</i>	137,139,141,144
<i>Appendix E: Sample Accounting Entries</i>	<i>Bond entries – need update</i>
<i>Appendix G: DFS Adjustment form crosswalk</i>	188,189
<i>Appendix H: BOG Financial Statement Worksheet</i>	194-199
<i>Appendix I: AG Shell in format published by the Auditor General</i>	ALL

**INTERINSTITUTIONAL COMMITTEE
ON FINANCE AND ACCOUNTING**

FINANCIAL STATEMENT GUIDE

Revision Pages – Revision 27

July 2016

REFERENCE	PAGE
<i>Chapter 2: Management Discussion and Analysis</i>	21-30
<i>Chapter 3: Statement of Net Position</i>	33
<i>Chapter 5: Statement of Cash Flows</i>	76,78,79,83
<i>Chapter 6: Notes to the Financial Statements</i>	89-133
<i>Appendix A: General Ledger Codes</i>	141-146,153,155
<i>Appendix B: GL to Exhibit Code Lookup</i>	159-161
<i>Appendix E: Sample Accounting Entries</i>	194-196
<i>Appendix G: DFS Adjustment form crosswalk</i>	ALL
<i>Appendix H: BOG Financial Statement Worksheet</i>	194-199
<i>Appendix I: AG Shell in format published by the Auditor General</i>	ALL

**INTERINSTITUTIONAL COMMITTEE
ON FINANCE AND ACCOUNTING**

FINANCIAL STATEMENT GUIDE

Revision Pages – Revision 28

August 2017

Updates include the new exhibit code A349, new GL codes 3840x-3849x and updated AG Shell.

REFERENCE	PAGE
<i>Chapter 2: Management Discussion and Analysis</i>	9-27
<i>Chapter 3: Statement of Net Position</i>	45, 47
<i>Chapter 5: Statement of Cash Flows</i>	71,72,77,82
<i>Chapter 6: Notes to the Financial Statements</i>	87-135
<i>Appendix A: General Ledger Codes</i>	150
<i>Appendix B: GL to Exhibit Code Lookup</i>	166
<i>Appendix G: DFS Adjustment form crosswalk</i>	215
<i>Appendix H: BOG Financial Statement Checklist</i>	219-220
<i>Appendix I: AG Shell in format published by the Auditor General</i>	227-290

**INTERINSTITUTIONAL COMMITTEE
ON FINANCE AND ACCOUNTING**

FINANCIAL STATEMENT GUIDE

Revision Pages – Revision 29

Updates include: Separate Exhibit codes for investments FMV adjustments, GASB 75 – OPEB, Bond Refunding examples, updated AG Shell and BOG Checklist

August 2018

REFERENCE	PAGE
<i>Chapter 2: Management Discussion and Analysis</i>	<i>ALL PAGES</i>
<i>Chapter 3: Statement of Net Position</i>	<i>36, 40, 41, 45, 52, 55, 56</i>
<i>Chapter 5: Statement of Cash Flows</i>	<i>78, 81, 85, 89</i>
<i>Chapter 6: Notes to the Financial Statements</i>	<i>ALL PAGES</i>
<i>Appendix A: General Ledger Codes</i>	<i>148, 149, 151, 154, 159</i>
<i>Appendix B: GL to Exhibit Code Lookup</i>	<i>164, 166, 168, 169, 172</i>
<i>Appendix E: Sample Accounting Entries</i>	<i>199-202</i>
<i>Appendix G: DFS Adjustment form crosswalk</i>	<i>ALL PAGES</i>
<i>Appendix H: BOG Financial Statement Checklist</i>	<i>222</i>

**INTERINSTITUTIONAL COMMITTEE
ON FINANCE AND ACCOUNTING**

FINANCIAL STATEMENT GUIDE

Revision Pages – Revision 30

Updates include: GASB 83 – A267 Outflow of Asset Obligations, corrections to guide for 657xx/757xx and 652xx/752xx, C211 Federal and Student Financial Aid – addition to cash flow, A467 mapping to EF 0.

August 2019

REFERENCE	PAGE
Chapter 2: Management Discussion and Analysis	ALL PAGES
Chapter 3: Statement of Net Position	45,51,54,55
Chapter 4: Statement of Revenues, Expenses and Changes in Net Position	71
Chapter 5: Statement of Cash Flows	77,81,88,89
Chapter 6: Notes to the Financial Statements	ALL PAGES
Appendix A: General Ledger Codes	151,153,154
Appendix B: GL to Exhibit Code Lookup	168,169
Appendix G: DFS Adjustment form Crosswalk	216,217
Appendix H: BOG Financial Statement Checklist	223

**INTERINSTITUTIONAL COMMITTEE
ON FINANCE AND ACCOUNTING**

FINANCIAL STATEMENT GUIDE

Revision Pages – Revision 31

NOTE: Due to COVID-19 no GASBs are being implemented for FY20 fiscal reporting year.

Additional information may be added to the footnote disclosures due to the unusual expenses related to the pandemic.

Updates include:

**Additions: A268, A468, D323, D324, B694 and B695/
Deletions: B625 and B626
Cash flow updates: 4893x EF: 2 to C102**

August 2020

REFERENCE	PAGE
Chapter 2: Management Discussion and Analysis	ALL PAGES
Chapter 3: Statement of Net Position	46, 58
Chapter 4: Statement of Revenues, Expenses and Changes in Net Position	71,73
Chapter 5: Statement of Cash Flows	77, 92
Chapter 6: Notes to the Financial Statements	ALL PAGES
Appendix A: General Ledger Codes	157,160,166
Appendix B: GL to Exhibit Code Lookup	175,178
Appendix E: Sample Accounting Entries	199
Appendix G: DFS Adjustment form Crosswalk	222,224,226
Appendix H: BOG Financial Statement Checklist	

**INTERINSTITUTIONAL COMMITTEE
ON FINANCE AND ACCOUNTING**

FINANCIAL STATEMENT GUIDE

Revision Pages – Revision 32

GASBs implemented: Statement 84, Fiduciary Activities
Statement 90, Majority Equity Interests – an amendment of GASB statements No 14 and 61

Updates include: **Additions: New AFS Reports for Consolidated submission
454XX EF 8 map to A462**

Deletions: N/A

Cash flow updates: D503 and D504 – for Consolidated instance

July 2021

REFERENCE	PAGE
Chapter 2: Management Discussion and Analysis	ALL PAGES
Chapter 3: Statement of Net Position	57
Chapter 4: Statement of Revenues, Expenses and Changes in Net Position	72
Chapter 5: Statement of Cash Flows	94
Chapter 6: Notes to the Financial Statements	ALL PAGES
Appendix F: AFS Reports	231
Appendix H: DFS checklist – has been deleted from the FS Guide and will be sent out separately	

**INTERINSTITUTIONAL COMMITTEE
ON FINANCE AND ACCOUNTING**

FINANCIAL STATEMENT GUIDE

Revision Pages – Revision 33

GASBs implemented: Statement 87, Leases
 Statement 88, Direct Borrowings/Direct Placements

July 2022

REFERENCE	PAGE
Chapter 2: Management Discussion and Analysis	ALL PAGES
Chapter 3: Statement of Net Position	31,34,36,39,43-50
Chapter 4: Statement of Revenues, Expenses and Changes in Net Position	64
Chapter 5: Statement of Cash Flows	77-79, 85, 87
Chapter 6: Notes to the Financial Statements	ALL PAGES
Appendix A: General Ledger Codes	147,149-153,155-158,161
Appendix B: GL to Exhibit Code Lookup	165-169,171,172
Appendix G: DFS Adjustment form Crosswalk	225-230(all)

**INTERINSTITUTIONAL COMMITTEE
ON FINANCE AND ACCOUNTING**

FINANCIAL STATEMENT GUIDE

Revision Pages – Revision 34

GASBs implemented: GASB 96 SBITA

Other updates: B680 Other Revenues(Expenses)

July 2023

REFERENCE	PAGE
Chapter 2: Management Discussion and Analysis	ALL PAGES
Chapter 3: Statement of Net Position	40,47,48,51,67
Appendix A: General Ledger Codes	153-155,157,162
Appendix B: GL to Exhibit Code Lookup	170-173
Appendix G: DFS Adjustment form Crosswalk	230-234